APPENDIX X

C-6

EnviroTest Laboratories Inc.

ANALYTICAL REPORT

Job Number: 420-123595-1

SDG Number: Clovewood

Job Description: LBG, Inc.

For:
Leggette, Brashears & Graham, Inc.
4 Research Drive
Shelton, CT 06464

Attention: Stacy Stieber

Debra Bayer
Customer Service Manager
dbayer@envirotestlaboratories.com
08/24/2017

NYSDOH ELAP does not certify for all parameters. EnviroTest Laboratories does hold certification for all analytes where certification is offered by ELAP unless otherwise specified in the Certification Information section of this report. Pursuant to NELAP, this report may not be reproduced, except in full, without written approval of the laboratory. EnviroTest Laboratories Inc. certifies that the analytical results contained herein apply only to the samples tested as received by our laboratory. All questions regarding this report should be directed to the EnviroTest Customer Service Representative.

EnviroTest Laboratories, Inc. Certifications and Approvals: NYSDOH 10142, NJDEP NY015, CTDOPH PH-0554

METHOD SUMMARY

Client: Leggette, Brashears & Graham, Inc.

Job Number: 420-123595-1
SDG Number: Clovewood

Description	Lab Location	Method	Preparation Method
Matrix: Water			
ICP Metals by 200.7	EnvTest	EPA 200.7 Rev 4.4	
Sample Filtration	EnvTest		FILTRATION
Total Metals Digestion for 200.7	EnvTest		EPA 200.7
200 Series Drinking Water Prep Determination Step	EnvTest		EPA 200.7/200.8
ICPMS Metals by 200.8	EnvTest	EPA 200.8 Rev.5.4	
200 Series Drinking Water Prep Determination Step	EnvTest		EPA 200.7/200.8
Total Metals Digestion for 200.8	EnvTest		EPA 200.8
Mercury in Water by CVAA	EnvTest	EPA 245.1 Rev.3.0	
Digestion for CVAA Mercury in Waters	EnvTest		EPA 245.1
Anions by Ion Chromatography	EnvTest	MCAWW 300.0	
Anions by Ion Chromatography	EnvTest	EPA 300.0 Rev. 2.1	
EPA 504.1 EDB	Pace	EPA 504.1	
EPA 505 Pesticide/PCB	Pace	EPA 505	
EPA 515 Chlorinated Acids	Pace	EPA 515	
Purgeable Organic Compounds in Water by GC/MS	EnvTest	EPA-DW 524.2	
EPA 525.2 Semivolatile Organics	Pace	EPA 525.2	
EPA 531.1 Carbamate Pesticides in Drinki	Pace	EPA 531.1	
EPA 900 Series GA/GB/RA226/RA228/Gamma	Radios	EPA 900	
Uranium	Radios	STL-STL EPA	
Heterotropic Plate Count	EnvTest	IDEXX SIMPLATE	
Odor, Threshold Test	EnvTest	SM20 SM 2150B	
Alkalinity, Titration Method	EnvTest	SM21 SM 2320B-97,-11	
Corrosivity LSI Calculation	EnvTest	SM20 SM 2330B	
Hardness by Calculation	EnvTest	SM20 SM 2340B-97,-11	
pH	EnvTest	SM19 SM 4500 H+ B	
Nitrite by Colormetric	EnvTest	SM20 SM 4500 NO2 B	
Total Coliform and Escherichia coli by Colilert - Presence/Absence	EnvTest	SMWW SM 9223	
Apparent Color	EnvTest	SM21 SM2120B-01,11	
Turbidity	EnvTest	SM21 SM2130B-01,11	
Total Dissolved Solids (Dried at 180 °C)	EnvTest	SM21 SM2540C-97,11	
Cyanide, Total: Colorimetric Method	EnvTest	SM21 SM4500 CN E-99	
Cyanide: Distillation	EnvTest		SM21 SM 4500 CN C
General Sub Contract Method	Pace	Subcontract	
General Sub Contract Method	Radios	Subcontract	

METHOD SUMMARY

Client: Leggette, Brashears & Graham, Inc.

Job Number: 420-123595-1
SDG Number: Clovewood

Description	Lab Location	Method	Preparation Method

Lab References:

EnvTest = EnviroTest

Pace = Pace Analytical - Ormond Beach

Radios = Pace Analytical Services, Inc.

Method References:

EPA = US Environmental Protection Agency

EPA-DW = "Methods For The Determination Of Organic Compounds In Drinking Water", EPA/600/4-88/039, December 1988 And Its Supplements.

IDEXX =

MCAWW = "Methods For Chemical Analysis Of Water And Wastes", EPA-600/4-79-020, March 1983 And Subsequent Revisions.

SM19 = "Standard Methods For The Examination Of Water And Wastewater", 19Th Edition, 1995."

SM20 = "Standard Methods For The Examination Of Water And Wastewater", 20th Edition."

SM21 = "Standard Methods For The Examination Of Water And Wastewater", 21st Edition

SMWW = "Standard Methods for the Examination of Water and Wastewater"

STL-STL = Severn Trent Laboratories, St. Louis, Facility Standard Operating Procedure.

METHOD / ANALYST SUMMARY

Client: Leggette, Brashears & Graham, Inc.

Job Number: 420-123595-1
SDG Number: Clovewood

Method	Analyst	Analyst ID
EPA-DW 524.2	Andersen, Eric C	ECA
EPA 200.7 Rev 4.4	Sirico, Derek	DS
EPA 200.8 Rev.5.4	Sirico, Derek	DS
EPA 245.1 Rev.3.0	Sirico, Derek	DS
SM20 SM 2340B-97,-11	Sirico, Derek	DS
MCAWW 300.0	Luis, Carlos	CL
EPA 300.0 Rev. 2.1	Luis, Carlos	CL
IDEXX SIMPLATE	O'Driscoll, Kate	KO
SM20 SM 2150B	O'Driscoll, Kate	KO
SM21 SM 2320B-97,-11	Tramantano, Matt	MT
SM20 SM 2330B	Cusack, Renee	RC
SM19 SM 4500 H+ B	O'Driscoll, Kate	KO
SM20 SM 4500 NO2 B	Grant, Ameya	AG
SMWW SM 9223	Grant, Ameya	AG
SM21 SM2120B-01,11	O'Driscoll, Kate	KO
SM21 SM2130B-01,11	O'Driscoll, Kate	KO
SM21 SM2540C-97,11	O'Driscoll, Kate	KO
SM21 SM4500 CN E-99	Osborne, Amy	AO

SAMPLE SUMMARY

Client: Leggette, Brashears & Graham, Inc.

Job Number: 420-123595-1
SDG Number: Clovewood

Lab Sample ID	Client Sample ID	Client Matrix	Date/Time Sampled	Date/Time Received
420-123595-1	C - 6	Drinking Water	07/13/2017 0950	07/13/2017 1000

Client: Leggette, Brashears & Graham, Inc.

Job Number: 420-123595-1
Sdg Number: Clovewood

Client Sample ID: **C - 6**

Lab Sample ID: 420-123595-1
Client Matrix: Drinking Water

Date Sampled: 07/13/2017 0950
Date Received: 07/13/2017 1000

524.2 Purgeable Organic Compounds in Water by GC/MS

Method: 524.2
Preparation: N/A
Dilution: 1.0
Date Analyzed: 07/14/2017 1812
Date Prepared: N/A

Analysis Batch: 420-112453

Instrument ID: Agilent 7890A/5975C
Lab File ID: X071418.D
Initial Weight/Volume: 5 mL
Final Weight/Volume: 5 mL

Analyte	Result (ug/L)	Qualifier	RL
1,1,1,2-Tetrachloroethane	<0.500		0.500
1,1,1-Trichloroethane	<0.500		0.500
1,1,2,2-Tetrachloroethane	<0.500		0.500
1,1,2-Trichloroethane	<0.500		0.500
1,1-Dichloroethane	<0.500		0.500
1,1-Dichloroethene	<0.500		0.500
1,1-Dichloropropene	<0.500		0.500
1,2,3-Trichlorobenzene	<0.500		0.500
1,2,3-Trichloropropane	<0.500		0.500
1,2,4-Trichlorobenzene	<0.500		0.500
1,2,4-Trimethylbenzene	<0.500		0.500
1,2-Dichloroethane	<0.500		0.500
1,2-Dichlorobenzene	<0.500		0.500
1,2-Dichloropropane	<0.500		0.500
1,3-Dichloropropane	<0.500		0.500
1,4-Dichlorobenzene	<0.500		0.500
2,2-Dichloropropane	<0.500		0.500
Benzene	<0.500		0.500
Bromobenzene	<0.500		0.500
Bromochloromethane	<0.500		0.500
Bromomethane	<0.500		0.500
n-Butylbenzene	<0.500		0.500
cis-1,2-Dichloroethene	<0.500		0.500
cis-1,3-Dichloropropene	<0.500		0.500
Carbon tetrachloride	<0.500		0.500
Chlorobenzene	<0.500		0.500
Chloroethane	<0.500		0.500
Chloromethane	<0.500		0.500
Dibromomethane	<0.500		0.500
Ethylbenzene	<0.500		0.500
Dichlorodifluoromethane	<0.500		0.500
Hexachlorobutadiene	<0.500		0.500
Isopropylbenzene	<0.500		0.500
p-Isopropyltoluene	<0.500		0.500
Methylene Chloride	<0.500		0.500
m-Xylene & p-Xylene	<1.00		1.00
Methyl tert-butyl ether	<0.500		0.500
o-Xylene	<0.500		0.500
Tetrachloroethene	<0.500		0.500
Toluene	<0.500		0.500
trans-1,2-Dichloroethene	<0.500		0.500
trans-1,3-Dichloropropene	<0.500		0.500
Trichloroethene	<0.500		0.500
tert-Butylbenzene	<0.500		0.500

Client: Leggette, Brashears & Graham, Inc.

Job Number: 420-123595-1
Sdg Number: Clovewood

Client Sample ID: **C - 6**

Lab Sample ID: 420-123595-1
Client Matrix: Drinking Water

Date Sampled: 07/13/2017 0950
Date Received: 07/13/2017 1000

524.2 Purgeable Organic Compounds in Water by GC/MS

Method: 524.2
Preparation: N/A
Dilution: 1.0
Date Analyzed: 07/14/2017 1812
Date Prepared: N/A

Analysis Batch: 420-112453

Instrument ID: Agilent 7890A/5975C
Lab File ID: X071418.D
Initial Weight/Volume: 5 mL
Final Weight/Volume: 5 mL

Analyte	Result (ug/L)	Qualifier	RL
Trichlorofluoromethane	<0.500		0.500
Vinyl chloride	<0.500		0.500
Xylenes, Total	<1.50		1.50
Styrene	<0.500		0.500
sec-Butylbenzene	<0.500		0.500
1,3,5-Trimethylbenzene	<0.500		0.500
N-Propylbenzene	<0.500		0.500
1,3-Dichlorobenzene	<0.500		0.500
2-Chlorotoluene	<0.500		0.500
4-Chlorotoluene	<0.500		0.500

Surrogate	%Rec	Acceptance Limits
4-Bromofluorobenzene	91	71 - 120
Toluene-d8 (Surr)	115	79 - 121
1,2-Dichloroethane-d4 (Surr)	116	70 - 128

Client: Leggette, Brashears & Graham, Inc.

Job Number: 420-123595-1
Sdg Number: Clovewood

Client Sample ID: **C - 6**

Lab Sample ID:	420-123595-1	Date Sampled:	07/13/2017 0950
Client Matrix:	Drinking Water	Date Received:	07/13/2017 1000

200.7 Rev 4.4 ICP Metals by 200.7

Method:	200.7 Rev 4.4	Analysis Batch: 420-112479	Instrument ID:	Thermo ICP
Preparation:	200.7/200.8	Prep Batch: 420-112493	Lab File ID:	N/A
Dilution:	1.0		Initial Weight/Volume:	50 mL
Date Analyzed:	07/17/2017 1421		Final Weight/Volume:	50 mL
Date Prepared:	07/17/2017 0925			

Analyte	Result (ug/L)	Qualifier	RL
Iron	1210	g	60.0
Manganese	201		10.0
Sodium	19900		200
Zinc	<20.0		20.0

200.7 Rev 4.4 ICP Metals by 200.7-Dissolved

Method:	200.7 Rev 4.4	Analysis Batch: 420-112597	Instrument ID:	Thermo ICP
Preparation:	200.7	Prep Batch: 420-112501	Lab File ID:	N/A
Dilution:	1.0		Initial Weight/Volume:	50 mL
Date Analyzed:	07/19/2017 1821		Final Weight/Volume:	50 mL
Date Prepared:	07/17/2017 1505			

Analyte	Result (ug/L)	Qualifier	RL
Iron	<60.0		60.0
Manganese	209		10.0

Client: Leggette, Brashears & Graham, Inc.

Job Number: 420-123595-1
Sdg Number: Clovewood

Client Sample ID: **C - 6**

Lab Sample ID: 420-123595-1
Client Matrix: Drinking Water

Date Sampled: 07/13/2017 0950
Date Received: 07/13/2017 1000

200.8 Rev.5.4 ICPMS Metals by 200.8

Method:	200.8 Rev.5.4	Analysis Batch: 420-112457	Instrument ID:	Perkin Elmer ELAN
Preparation:	200.7/200.8	Prep Batch: 420-112493	Lab File ID:	N/A
Dilution:	1.0		Initial Weight/Volume:	50 mL
Date Analyzed:	07/17/2017 1322		Final Weight/Volume:	50 mL
Date Prepared:	07/17/2017 0925			

Analyte	Result (ug/L)	Qualifier	RL
Lead	<1.00		1.00
Arsenic	<1.40		1.40
Beryllium	<0.300		0.300
Cadmium	<1.00		1.00
Chromium	<7.00		7.00
Nickel	1.04		0.500
Antimony	<0.400		0.400
Thallium	<0.300		0.300
Barium	14.6		2.00
Selenium	<2.00		2.00

Method:	200.8 Rev.5.4	Analysis Batch: 420-112536	Instrument ID:	Perkin Elmer ELAN
Preparation:	200.8	Prep Batch: 420-112520	Lab File ID:	N/A
Dilution:	1.0		Initial Weight/Volume:	50 mL
Date Analyzed:	07/18/2017 1706		Final Weight/Volume:	50 mL
Date Prepared:	07/17/2017 1800			

Analyte	Result (ug/L)	Qualifier	RL
Silver	<1.00		1.00

245.1 Rev.3.0 Mercury in Water by CVAA

Method:	245.1 Rev.3.0	Analysis Batch: 420-112511	Instrument ID:	Perkin Elmer FIMS
Preparation:	245.1	Prep Batch: 420-112451	Lab File ID:	N/A
Dilution:	1.0		Initial Weight/Volume:	25 mL
Date Analyzed:	07/18/2017 1209		Final Weight/Volume:	25 mL
Date Prepared:	07/17/2017 1115			

Analyte	Result (ug/L)	Qualifier	RL
Mercury	<0.200		0.200

Client: Leggette, Brashears & Graham, Inc.

Job Number: 420-123595-1
Sdg Number: Clovewood

Client Sample ID: **C - 6**

Lab Sample ID:	420-123595-1	Date Sampled:	07/13/2017 0950
Client Matrix:	Drinking Water	Date Received:	07/13/2017 1000

SM 2340B-97,-11 Hardness by Calculation

Method:	SM 2340B-97,-11	Analysis Batch: 420-112535	Instrument ID:	None
Preparation:	N/A		Lab File ID:	N/A
Dilution:	1.0		Initial Weight/Volume:	
Date Analyzed:	07/17/2017 1421		Final Weight/Volume:	
Date Prepared:	N/A			

Analyte	Result (mg/L)	Qualifier	RL
Calcium hardness as calcium carbonate	66.1		1.25

Client: Leggette, Brashears & Graham, Inc.

Job Number: 420-123595-1
Sdg Number: Clovewood

Biology

Client Sample ID: **C - 6**

Lab Sample ID: 420-123595-1
Client Matrix: Drinking Water

Date Sampled: 07/13/2017 0950
Date Received: 07/13/2017 1000

Analyte	Result	Qual	Units	Dil	Method
Coliform, Total	Absent		CFU/100mL	1.0	SM 9223
	Anly Batch: 420-112380	Date Analyzed	07/13/2017 1510		
Escherichia coli	Absent		CFU/100mL	1.0	SM 9223
	Anly Batch: 420-112380	Date Analyzed	07/13/2017 1510		

Analyte	Result	Qual	Units	RL	Dil	Method
Heterotrophic Plate Count	132		CFU/mL	2.00	1.0	SIMPLATE
	Anly Batch: 420-112413	Date Analyzed	07/13/2017 1550			

General Chemistry

Client: Leggette, Brashears & Graham, Inc.

Job Number: 420-123595-1
Sdg Number: Clovewood

General Chemistry

Client Sample ID: **C - 6**

Lab Sample ID: 420-123595-1
Client Matrix: Drinking Water

Date Sampled: 07/13/2017 0950
Date Received: 07/13/2017 1000

Analyte	Result	Qual	Units	RL	Dil	Method
Nitrate as N	<0.250		mg/L	0.250	1.0	300.0
	Anly Batch: 420-112412	Date Analyzed	07/13/2017 1618			

Analyte	Result	Qual	Units	Dil	Method
Langelier Index	-0.810		NONE	1.0	SM 2330B
	Anly Batch: 420-112765	Date Analyzed	07/26/2017 1302		

Client: Leggette, Brashears & Graham, Inc.

Job Number: 420-123595-1
Sdg Number: Clovewood

General Chemistry

Client Sample ID: **C - 6**

Lab Sample ID: 420-123595-1
Client Matrix: Drinking Water

Date Sampled: 07/13/2017 0950
Date Received: 07/13/2017 1000

Analyte	Result	Qual	Units	RL	Dil	Method
Alkalinity	139		mg/L	5.00	1.0	SM 2320B-97,-11
Anly Batch: 420-112669	Date Analyzed		07/21/2017 1730			
Total Dissolved Solids	172		mg/L	5.00	1.0	SM2540C-97,11
Anly Batch: 420-112602	Date Analyzed		07/20/2016 1700			
Chloride	2.17		mg/L	1.50	1.0	300.0 Rev. 2.1
Anly Batch: 420-112412	Date Analyzed		07/13/2017 1618			
Sulfate	11.2		mg/L	5.00	1.0	300.0 Rev. 2.1
Anly Batch: 420-112412	Date Analyzed		07/13/2017 1618			
Fluoride	<0.500		mg/L	0.500	1.0	300.0 Rev. 2.1
Anly Batch: 420-112412	Date Analyzed		07/13/2017 1618			
Cyanide, Total	<0.00500		mg/L	0.00500	1.0	SM4500 CN E-99
Anly Batch: 420-112524	Date Analyzed		07/18/2017 1400			
Prep Batch:	Date Prepared:		07/14/2017 1300			
Apparent Color	20.0	g	Pt-Co	2.00	1.0	SM2120B-01,11
Anly Batch: 420-112486	Date Analyzed		07/13/2017 1746			
pH@color measurement	6.99		SU	2.00	1.0	SM2120B-01,11
Anly Batch: 420-112486	Date Analyzed		07/13/2017 1746			
Turbidity	8.90	g	NTU	0.100	1.0	SM2130B-01,11
Anly Batch: 420-112420	Date Analyzed		07/13/2017 1809			
Odor	1.00		T.O.N.	1.00	1.0	SM 2150B
Anly Batch: 420-112485	Date Analyzed		07/13/2017 1800			
Temp @ Odor Measurement	60.0		Degrees C	5.00	1.0	SM 2150B
Anly Batch: 420-112485	Date Analyzed		07/13/2017 1800			
pH	6.99	H	SU	0.200	1.0	SM 4500 H+ B
Anly Batch: 420-112487	Date Analyzed		07/13/2017 1741			
Temp @ pH Measurement	16.5		Degrees C	5.00	1.0	SM 4500 H+ B
Anly Batch: 420-112487	Date Analyzed		07/13/2017 1741			
Nitrite as N	<0.0100		mg/L	0.0100	1.0	SM 4500 NO2 B
Anly Batch: 420-112510	Date Analyzed		07/14/2017 1047			

DATA REPORTING QUALIFIERS

Client: Leggette, Brashears & Graham, Inc.

Job Number:
Sdg Number: Clovewood

Lab Section	Qualifier	Description
Metals		
	g	Result fails applicable NYS drinking water standards
General Chemistry		
	g	Result fails applicable NYS drinking water standards
	H	Sample was prepped or analyzed beyond the specified holding time

Certification Information

Client: Leggette, Brashears & Graham, Inc.

Job Number:

Sdg Number: Clovewood

The following analytes are Not Part of the ELAP scope of accreditation:

Sulfur, Tungsten, Silicon, Bicarbonate Alkalinity, 7 Day BOD 5210C, 28 Day BOD, Soluble BOD, Carbon Dioxide, Carbonate Alkalinity, CBOD Soluble, Chlorine, Cyanide (WAD), Ferrous Iron, Ferric Iron, Total Nitrogen, Total Organic Nitrogen, Dissolved Oxygen, pH, Phenolphthalein Alkalinity, Solids (Fixed), Solids (Percent), Solids (Percent Moisture) , Solids (Percent Volatile), Solids (Volatile Suspended), Temperature, TKN (Soluble), COD (Soluble), Total Inorganic Carbon, Volatile Acids as Acetic Acid, 2-Aminopyridine, 3-Picoline, 1-Methyl-2-pyrrilidinone, Aziridine, Dimethyl sulfoxide, 1-Chlorohexane, Iron Bacteria, Salmonella, & Sulfur Reducing Bacteria.

The following analytes are Not Part of ELAP Potable Water scope of accreditation:

Cobalt (200.7, 200.8), Tin (200.7), Strontium (200.7), Gold (200.7), Platinum (200.7), Palladium (200.7), Titanium (200.7), Phosphorus (365.3), Nitrate-Nitrite (10-107-4-1C, 353.2), m-Xylene & p-Xylene (502.2, 524), Naphthalene (502.2), o-Xylene (502.2, 524), & Fecal Coliform (9222D).

The following analytes are Not Part of ELAP Solid and Hazardous Waste scope of accreditation:

Ammonia (SM 4500NH3G), TKN (351.2), Phosphorus (365.3), 1,2-Dichloro-1,1,2-trifluoroethane (8260), & Chlorodifluoromethane (8260).

The following analytes are Not Part of ELAP Non Potable Water scope of accreditation:

Dissolved Organic Carbon (5310C), Mecoprop (8151A), & MCPA (8151A).

Definitions and Glossary

Client: Leggette, Brashears & Graham, Inc.

Job Number:

Sdg Number: Clovewood

Abbreviation	These commonly used abbreviations may or may not be present in this report.
%R	Percent Recovery
DL, RA, RE	Indicates a Dilution, Reanalysis or Reextraction.
EPA	United States Environmental Protection Agency
MDL	Method Detection Limit - an estimate of the minimum amount of a substance that an analytical process can reliably detect. A MDL is analyte- and matrix-specific and may be laboratory-dependent.
ND	Not detected at the reporting limit (or MDL if shown).
QC	Quality Control
RL	Reporting Limit - the minimum levels, concentrations, or quantities of a target variable (e.g., target analyte) that can be reported with a specified degree of confidence.
RPD	Relative Percent Difference - a measure of the relative difference between two points.

EnviroTest Laboratories, Inc.

CHAIN OF CUSTODY

12359S-1

REPORT# (Lab Use Only)

Lab Name: EnviroTest Laboratories
Address & Phone: 315 Fullerton Avenue, Newburgh, New York 12550 845-562-0890

PROJECT REFERENCE	PROJECT NO.	PROJECT LOCATION
Clovewood		
ENVIROTEST PROJECT MANAGER: Debra Bayer	P.O. NUMBER	TOWN
CLIENT (SITE) PM: LBG, Inc.	CLIENT PHONE: 203-929-8555	CLIENT FAX
CLIENT NAME: Stacy Stieber		
CLIENT ADDRESS: 4 Research Drive, Suite 204, Shelton, CT 06484		
COMPANY CONTRACTING THIS WORK (if applicable):		

PAGE 1 of 1

TURNAROUND TIME: NORMAL ✓ / QUICK ____ / VERBAL ____

SAMPLE DATE	SAMPLE TIME	SAMPLE IDENTIFICATION	MATRIX TYPE: COMPOSITE (C) OR GRAB (G) INDICATE	AQUEOUS (WATER)	D (Drinking Water) or W (Waste Water) Indicate	SOLID OR SEMISOLID	OTHER Specify	MPA C/G kit	40ml Vials HCl	40ml Sodium Thio.	250ml Amber Sodium Thio.	Liter Amber HCl/Na2SO3	250ml Plastic Nitric Acid	40ml Mon/Sod.Thio(liquid)	Liter Plastic	250ml Plastic Sodium Hyd.	125ml Plastic Sterile	Liter Plastic Nitric	40ml Vials Unpres	REMARKS
7/13/17	950	C-6			D				3	2	1	2	1	2	4	1	2	5	2	Table 8B (Sb,As,Ba,Be,Cd,Cr,Cn,Hg,Ni
																				Se,Tl,F)
																				Table 8C (NO3,NO2)
								2-Liter Amber Unpres.												Table 8D (Cl,Fe,Mn,Ag,Na,SO4,Zn,Odor,Color)
								1-250ml Amber Unpres.												524.2 (POC,MTBE,Vinyl Chloride)
								3-250ml Plastic Unpres. (no air)												SOCs (504,508,515,525,531,547,548,549,Dioxin)
								2-40ml Amber Sodium Thio.												Additional Tests (Total coliform
								1-500ml Amber Sodium Thio.												thru Zinc)
								1-Liter Amber Plastic Sodium Thio.&H2SO4												Radio(Gross Alpha/Beta,Radium-226/228,Uranium)
								2-Liter Amber Sodium Thio.												Radon
																				Dissolved Fe, Mn

NUMBER OF CONTAINERS SUBMITTED

#OF COOLERS: 1

	COMPANY	DATE	TIME		COMPANY	DATE	TIME
RELINQUISHED BY: (SIGNATURE)	LBG	7/13/17	1143	RECEIVED BY: (SIGNATURE)			
SAMPLED BY: (SIGNATURE)	LBG	7/13/17	950	RECEIVED BY: (SIGNATURE)			
RELINQUISHED BY: (SIGNATURE)				RECEIVED BY: (SIGNATURE)			

SUBCONTACT: PACE-SOCs, Radio, Radon; ASI-MPA/Crypto/Giardia

RECEIVED FOR LABORATORY BY: (SIGNATURE)	DATE	TIME	CUSTODY INTACT	Cooler Temp:	LABORATORY REMARKS:
	7/13/17	1143	YES / NO	3.5°C	ICE ✓ pH____ CL2____ Reveiwed by____

08/24/2017

LOGIN SAMPLE RECEIPT CHECK LIST

Client: Leggette, Brashears & Graham, Inc.

Job Number: 420-123595-1
SDG Number: Clovewood

Login Number: **123595**

Question	T/F/NA	Comment
Samples were collected by ETL employee as per SOP-SAM-1	NA	
The cooler's custody seal, if present, is intact.	NA	
The cooler or samples do not appear to have been compromised or tampered with.	True	
Samples were received on ice.	True	
Cooler Temperature is recorded.	True	3.5C
Cooler Temp. is within method specified range.(0-6 C PW, 0-8 C NPW, or BAC <10 C	True	
If false, was sample received on ice within 6 hours of collection.	NA	
Based on above criteria cooler temperature is acceptable.	True	
COC is present.	True	
COC is filled out in ink and legible.	True	
COC is filled out with all pertinent information.	True	
There are no discrepancies between the sample IDs on the containers and the COC.	True	
Samples are received within Holding Time.	False	pH
Sample containers have legible labels.	True	
Containers are not broken or leaking.	True	
Sample collection date/times are provided.	True	
Appropriate sample containers are used.	True	
Sample bottles are completely filled.	True	
There is sufficient vol. for all requested analyses, incl. any requested MS/MSDs	True	
VOA sample vials do not have headspace or bubble is <6mm (1/4") in diameter.	True	
If necessary, staff have been informed of any short hold time or quick TAT needs	True	
Multiphasic samples are not present.	True	
Samples do not require splitting or compositing.	True	

Pace Analytical Services, LLC
1638 Roseytown Road - Suites 2,3,4
Greensburg, PA 15601
(724)850-5600

August 03, 2017

Ms. Debra Bayer
EnviroTest Laboratories, Inc.
315 Fullerton Avenue
Newburgh, NY 12550

RE: Project: 42001269
Pace Project No.: 30224102

Dear Ms. Bayer:
Enclosed are the analytical results for sample(s) received by the laboratory on July 14, 2017. The results relate only to the samples included in this report. Results reported herein conform to the most current, applicable TNI/NELAC standards and the laboratory's Quality Assurance Manual, where applicable, unless otherwise noted in the body of the report.

If you have any questions concerning this report, please feel free to contact me.

Sincerely,

Jacquelyn Collins
jacquelyn.collins@pacelabs.com
(724)850-5612
Project Manager

Enclosures

cc: Janine Rader, EnviroTest Laboratories, Inc.

This report shall not be reproduced, except in full,
without the written consent of Pace Analytical Services, LLC.

Pace Analytical Services, LLC
1638 Roseytown Road - Suites 2,3,4
Greensburg, PA 15601
(724)850-5600

CERTIFICATIONS

Project: 42001269
Pace Project No.: 30224102

Pennsylvania Certification IDs

1638 Roseytown Rd Suites 2,3&4, Greensburg, PA 15601
L-A-B DOD-ELAP Accreditation #: L2417
Alabama Certification #: 41590
Arizona Certification #: AZ0734
Arkansas Certification
California Certification #: 04222CA
Colorado Certification
Connecticut Certification #: PH-0694
Delaware Certification
Florida/TNI Certification #: E87683
Georgia Certification #: C040
Guam Certification
Hawaii Certification
Idaho Certification
Illinois Certification
Indiana Certification
Iowa Certification #: 391
Kansas/TNI Certification #: E-10358
Kentucky Certification #: 90133
Louisiana DHH/TNI Certification #: LA140008
Louisiana DEQ/TNI Certification #: 4086
Maine Certification #: PA00091
Maryland Certification #: 308
Massachusetts Certification #: M-PA1457
Michigan/PADEP Certification
Missouri Certification #: 235
Montana Certification #: Cert 0082
Nebraska Certification #: NE-05-29-14
Nevada Certification #: PA014572015-1
New Hampshire/TNI Certification #: 2976
New Jersey/TNI Certification #: PA 051
New Mexico Certification #: PA01457
New York/TNI Certification #: 10888
North Carolina Certification #: 42706
North Dakota Certification #: R-190
Oregon/TNI Certification #: PA200002
Pennsylvania/TNI Certification #: 65-00282
Puerto Rico Certification #: PA01457
Rhode Island Certification #: 65-00282
South Dakota Certification
Tennessee Certification #: TN2867
Texas/TNI Certification #: T104704188-14-8
Utah/TNI Certification #: PA014572015-5
USDA Soil Permit #: P330-14-00213
Vermont Dept. of Health: ID# VT-0282
Virgin Island/PADEP Certification
Virginia/VELAP Certification #: 460198
Washington Certification #: C868
West Virginia DEP Certification #: 143
West Virginia DHHR Certification #: 9964C
Wisconsin Certification
Wyoming Certification #: 8TMS-L

This report shall not be reproduced, except in full,
without the written consent of Pace Analytical Services, LLC.

Pace Analytical Services, LLC
1638 Roseytown Road - Suites 2,3,4
Greensburg, PA 15601
(724)850-5600

SAMPLE SUMMARY

Project: 42001269
Pace Project No.: 30224102

Lab ID	Sample ID	Matrix	Date Collected	Date Received
30224102001	**C-6 (420-123595-1)**	Drinking Water	07/13/17 09:50	07/14/17 10:20

This report shall not be reproduced, except in full,
without the written consent of Pace Analytical Services, LLC.

Pace Analytical Services, LLC
1638 Roseytown Road - Suites 2,3,4
Greensburg, PA 15601
(724)850-5600

SAMPLE ANALYTE COUNT

Project: 42001269
Pace Project No.: 30224102

Lab ID	Sample ID	Method	Analysts	Analytes Reported
30224102001	**C-6 (420-123595-1)**	SM7500RnB-07	NEG	1
		EPA 900.0	NEG	2
		EPA 903.1	WRR	1
		EPA 904.0	VAL	1
		ASTM D5174-97	RMK	1

This report shall not be reproduced, except in full,
without the written consent of Pace Analytical Services, LLC.

Pace Analytical Services, LLC
1638 Roseytown Road - Suites 2,3,4
Greensburg, PA 15601
(724)850-5600

ANALYTICAL RESULTS - RADIOCHEMISTRY

Project: 42001269
Pace Project No.: 30224102

Sample: C-6 (420-123595-1) **Lab ID: 30224102001** Collected: 07/13/17 09:50 Received: 07/14/17 10:20 Matrix: Drinking Water
PWS: Site ID: Sample Type:

Parameters	Method	Act ± Unc (MDC) Carr Trac	Units	Analyzed	CAS No.	Qual
Radon	SM7500RnB-07	**51.1 ± 28.9 (46.2)** **C:NA T:NA**	pCi/L	07/15/17 07:41	10043-92-2	
Gross Alpha	EPA 900.0	**0.079 ± 1.02 (2.67)** **C:NA T:NA**	pCi/L	07/24/17 08:37	12587-46-1	
Gross Beta	EPA 900.0	**0.099 ± 0.610 (1.45)** **C:NA T:NA**	pCi/L	07/24/17 08:37	12587-47-2	
Radium-226	EPA 903.1	**0.324 ± 0.335 (0.501)** **C:NA T:106%**	pCi/L	07/26/17 13:09	13982-63-3	
Radium-228	EPA 904.0	**0.549 ± 0.322 (0.624)** **C:76% T:90%**	pCi/L	07/27/17 11:17	15262-20-1	
Total Uranium	ASTM D5174-97	**0.210 ± 0.008 (0.193)** **C:NA T:NA**	ug/L	08/02/17 16:11	7440-61-1	

This report shall not be reproduced, except in full,
without the written consent of Pace Analytical Services, LLC.

Pace Analytical Services, LLC
1638 Roseytown Road - Suites 2,3,4
Greensburg, PA 15601
(724)850-5600

QUALITY CONTROL - RADIOCHEMISTRY

Project: 42001269
Pace Project No.: 30224102

QC Batch: 265053 | Analysis Method: SM7500RnB-07
QC Batch Method: SM7500RnB-07 | Analysis Description: 7500Rn B Radon
Associated Lab Samples: 30224102001

METHOD BLANK: 1305441 | Matrix: Water
Associated Lab Samples: 30224102001

Parameter	Act ± Unc (MDC) Carr Trac	Units	Analyzed	Qualifiers
Radon	2.8 ± 18.8 (32.7) C:NA T:NA	pCi/L	07/15/17 02:40	

Results presented on this page are in the units indicated by the "Units" column except where an alternate unit is presented to the right of the result.

This report shall not be reproduced, except in full,
without the written consent of Pace Analytical Services, LLC.

Pace Analytical Services, LLC
1638 Roseytown Road - Suites 2,3,4
Greensburg, PA 15601
(724)850-5600

QUALITY CONTROL - RADIOCHEMISTRY

Project: 42001269
Pace Project No.: 30224102

QC Batch: 265152 | Analysis Method: EPA 903.1
QC Batch Method: EPA 903.1 | Analysis Description: 903.1 Radium-226
Associated Lab Samples: 30224102001

METHOD BLANK: 1306510 | Matrix: Water
Associated Lab Samples: 30224102001

Parameter	Act ± Unc (MDC) Carr Trac	Units	Analyzed	Qualifiers
Radium-226	0.159 ± 0.312 (0.570) C:NA T:95%	pCi/L	07/26/17 12:14	

Results presented on this page are in the units indicated by the "Units" column except where an alternate unit is presented to the right of the result.

REPORT OF LABORATORY ANALYSIS

This report shall not be reproduced, except in full,
without the written consent of Pace Analytical Services, LLC.

Pace Analytical Services, LLC
1638 Roseytown Road - Suites 2,3,4
Greensburg, PA 15601
(724)850-5600

QUALITY CONTROL - RADIOCHEMISTRY

Project: 42001269
Pace Project No.: 30224102

QC Batch: 265148 | Analysis Method: EPA 900.0
QC Batch Method: EPA 900.0 | Analysis Description: 900.0 Gross Alpha/Beta
Associated Lab Samples: 30224102001

METHOD BLANK: 1306505 | Matrix: Water
Associated Lab Samples: 30224102001

Parameter	Act ± Unc (MDC) Carr Trac	Units	Analyzed	Qualifiers
Gross Alpha	-0.333 ± 0.399 (1.52) C:NA T:NA	pCi/L	07/24/17 08:35	
Gross Beta	-0.362 ± 0.578 (1.62) C:NA T:NA	pCi/L	07/24/17 08:35	

Results presented on this page are in the units indicated by the "Units" column except where an alternate unit is presented to the right of the result.

This report shall not be reproduced, except in full,
without the written consent of Pace Analytical Services, LLC.

Pace Analytical Services, LLC
1638 Roseytown Road - Suites 2,3,4
Greensburg, PA 15601
(724)850-5600

QUALITY CONTROL - RADIOCHEMISTRY

Project: 42001269
Pace Project No.: 30224102

QC Batch: 265158 | Analysis Method: EPA 904.0
QC Batch Method: EPA 904.0 | Analysis Description: 904.0 Radium 228
Associated Lab Samples: 30224102001

METHOD BLANK: 1306521 | Matrix: Water
Associated Lab Samples: 30224102001

Parameter	Act ± Unc (MDC) Carr Trac	Units	Analyzed	Qualifiers
Radium-228	0.0810 ± 0.316 (0.717) C:75% T:85%	pCi/L	07/27/17 11:14	

Results presented on this page are in the units indicated by the "Units" column except where an alternate unit is presented to the right of the result.

This report shall not be reproduced, except in full,
without the written consent of Pace Analytical Services, LLC.

Pace Analytical Services, LLC
1638 Roseytown Road - Suites 2,3,4
Greensburg, PA 15601
(724)850-5600

QUALITY CONTROL - RADIOCHEMISTRY

Project: 42001269
Pace Project No.: 30224102

QC Batch: 265552
QC Batch Method: ASTM D5174-97
Analysis Method: ASTM D5174-97
Analysis Description: D5174.97 Total Uranium KPA
Associated Lab Samples: 30224102001

METHOD BLANK: 1307891
Matrix: Water
Associated Lab Samples: 30224102001

Parameter	Act ± Unc (MDC) Carr Trac	Units	Analyzed	Qualifiers
Total Uranium	0.032 ± 0.001 (0.193) C:NA T:NA	ug/L	07/26/17 12:46	

Results presented on this page are in the units indicated by the "Units" column except where an alternate unit is presented to the right of the result.

REPORT OF LABORATORY ANALYSIS

This report shall not be reproduced, except in full,
without the written consent of Pace Analytical Services, LLC.

Pace Analytical Services, LLC
1638 Roseytown Road - Suites 2,3,4
Greensburg, PA 15601
(724)850-5600

QUALIFIERS

Project: 42001269
Pace Project No.: 30224102

DEFINITIONS

DF - Dilution Factor, if reported, represents the factor applied to the reported data due to dilution of the sample aliquot.

ND - Not Detected at or above adjusted reporting limit.

TNTC - Too Numerous To Count

J - Estimated concentration above the adjusted method detection limit and below the adjusted reporting limit.

MDL - Adjusted Method Detection Limit.

PQL - Practical Quantitation Limit.

RL - Reporting Limit.

S - Surrogate

1,2-Diphenylhydrazine decomposes to and cannot be separated from Azobenzene using Method 8270. The result for each analyte is a combined concentration.

Consistent with EPA guidelines, unrounded data are displayed and have been used to calculate % recovery and RPD values.

LCS(D) - Laboratory Control Sample (Duplicate)

MS(D) - Matrix Spike (Duplicate)

DUP - Sample Duplicate

RPD - Relative Percent Difference

NC - Not Calculable.

SG - Silica Gel - Clean-Up

U - Indicates the compound was analyzed for, but not detected.

N-Nitrosodiphenylamine decomposes and cannot be separated from Diphenylamine using Method 8270. The result reported for each analyte is a combined concentration.

Act - Activity

Unc - Uncertainty: SDWA = 1.96 sigma count uncertainty, all other matrices = Expanded Uncertainty (95% confidence interval). Gamma Spec = Expanded Uncertainty (95.4% Confidence Interval)

(MDC) - Minimum Detectable Concentration

Trac - Tracer Recovery (%)

Carr - Carrier Recovery (%)

Pace Analytical is TNI accredited. Contact your Pace PM for the current list of accredited analytes.

TNI - The NELAC Institute.

This report shall not be reproduced, except in full,
without the written consent of Pace Analytical Services, LLC.

EnviroTest Laboratories, Inc.
315 Fullerton Avenue
Newburgh, NY 12550
Phone (845) 562-0890 Fax (845) 562-0841

Chain of Custody Record

EnviroTest Laboratories Inc.

Client Information (Sub Contract Lab)	Sampler: S. Stieber of LBG 7/13/17	Lab PM: Bayer, Debra	Carrier Tracking No(s):	COC No: 420-9117.1
Client Contact: Shipping/Receiving	Phone:	E-Mail: dbayer@envirotestlaboratories.com		Page: Page 1 of 1
Company: Pace Analytical Services, Inc.				STL Job #: 420-123595-1
Address: 1638 Roseytown Rd,Suites 2,3,4, ,	Due Date Requested: 7/27/2017			
City: Greensburg	TAT Requested (days):			
State, Zip: PA, 15601				
Phone:	PO #:			
Email:	WO #:			
Project Name: LBG, Inc.	Project #: 42001269			
Site:	SSOW#:			

Analysis Requested

Sample Identification Client ID (Lab ID)	Sample Date	Sample Time	Sample Type (C=comp, G=grab)	Matrix (W=water, S=solid, O=waste/oil, BT=Tissue, A=Air)	Field Filtered Sample (Yes or No)	Perform MS/MSD (Yes or No)	SUBCONTRACT/ 900 GA/GB/RA 226/RA 228	SUBCONTRACT/ Total Uranium	SUBCONTRACT/ Radon	Total Number of containers	Special Instructions/Note:
			Preservation Code:								
C - 6 (420-123595-1)	7/13/17	9:50		Water			X	X	X	7	001

Preservation Codes:

A - HCL	M - Hexane
B - NaOH	N - None
C - Zn Acetate	O - AsNaO2
D - Nitric Acid	P - Na2O4S
E - NaHSO4	Q - Na2SO3
F - MeOH	R - Na2S2SO3
G - Amchlor	S - H2SO4
H - Ascorbic Acid	T - TSP Dodecahydrate
I - Ice	U - Acetone
J - DI Water	V - MCAA
K - EDTA	W - ph 4-5
L - EDA	Z - other (specify)

Other:

MY Spoles 7/13/17 03

WO#: 30224102

30224102

Possible Hazard Identification
☐ Non-Hazard ☐ Flammable ☐ Skin Irritant ☐ Poison B ☐ Unknown ☐ Radiological

Sample Disposal (A fee may be assessed if samples are retained longer than 1 month)
☐ Return To Client ☐ Disposal By Lab ☐ Archive For _____ Months

Deliverable Requested: I, II, III, IV, Other (specify)

Special Instructions/QC Requirements:

Empty Kit Relinquished by:	Date:	Time:		Method of Shipment:	
Relinquished by: RD Meyer	Date/Time: 7/13/17 1425	Company: ER	Received by:	Date/Time: 7/14/17 1020	Company: PACE
Relinquished by:	Date/Time:	Company	Received by:	Date/Time:	Company
Relinquished by:	Date/Time:	Company	Received by:	Date/Time:	Company
Custody Seals Intact: Δ Yes Δ No	Custody Seal No.:		Cooler Temperature(s) °C and Other Remarks:		

Sample Condition Upon Receipt Pittsburgh

30224102

Pace Analytical

Client Name: Envirotest labs. Project # _____

Label ZH.
LIMS Login AML

Courier: ☑ Fed Ex ☐ UPS ☐ USPS ☐ Client ☐ Commercial ☐ Pace Other _____

Tracking #: 7796 2547 3330

Custody Seal on Cooler/Box Present: ☐ yes ☑ no Seals Intact: ☐ yes ☐ no

Thermometer Used 8 Type of Ice: (Wet) Blue None

Cooler Temperature Observed Temp 3.5 °C Correction Factor: 0.0 °C Final Temp: 3.5 °C

Temp should be above freezing to 6°C

Date and initials of person examining contents: ZH 7/14/17

Comments:	Yes	No	N/A	
Chain of Custody Present:	✓			1.
Chain of Custody Filled Out:	✓			2.
Chain of Custody Relinquished:	✓			3.
Sampler Name & Signature on COC:		✓		4.
Sample Labels match COC: -Includes date/time/ID Matrix: WT	✓			5.
Samples Arrived within Hold Time:	✓			6.
Short Hold Time Analysis (<72hr remaining):	✓			7.
Rush Turn Around Time Requested:		✓		8.
Sufficient Volume:	✓			9.
Correct Containers Used:	✓			10.
-Pace Containers Used:		✓		
Containers Intact:	✓			11.
Orthophosphate field filtered				12.
Organic Samples checked for dechlorination:			✓	13.
Filtered volume received for Dissolved tests			✓	14.
All containers have been checked for preservation.	✓			15.
All containers needing preservation are found to be in compliance with EPA recommendation.	✓			
exceptions: VOA, coliform, TOC, O&G, Phenolics				Initial when completed ZH; Date/time of preservation; Lot # of added preservative
Headspace in VOA Vials (>6mm):			✓	16.
Trip Blank Present:			✓	17.
Trip Blank Custody Seals Present			✓	
Rad Aqueous Samples Screened > 0.5 mrem/hr		✓		Initial when completed: ZH Date: 7/14/17

Client Notification/ Resolution:

Person Contacted: _____ Date/Time: _____ Contacted By: _____

Comments/ Resolution: _____

☐ A check in this box indicates that additional information has been stored in ereports.

Note: Whenever there is a discrepancy affecting North Carolina compliance samples, a copy of this form will be sent to the North Carolina DEHNR Certification Office (i.e. out of hold, incorrect preservative, out of temp, incorrect containers)

*PM review is documented electronically in LIMS. When the Project Manager closes the SRF Review schedule in LIMS. The review is in the Status section of the Workorder Edit Screen.

Pace Analytical Services, LLC
8 East Tower Circle
Ormond Beach, FL 32174
(386)672-5668

August 07, 2017

Ron Bayer
EnviroTest Laboratories Inc.
315 Fullerton Avenue
Newburgh, NY 12550

RE: Project: LBG,Inc 42001269
Pace Project No.: 35324052

Dear Ron Bayer:
Enclosed are the analytical results for sample(s) received by the laboratory on July 14, 2017. The results relate only to the samples included in this report. Results reported herein conform to the most current, applicable TNI/NELAC standards and the laboratory's Quality Assurance Manual, where applicable, unless otherwise noted in the body of the report.

If you have any questions concerning this report, please feel free to contact me.

Sincerely,

Bo Garcia
bo.garcia@pacelabs.com
(386)672-5668
Project Manager

Enclosures

cc: Debra Bayer, EnviroTest Laboratories Inc.
Renee Cusack, EnviroTest Laboratories Inc.
Laura Marciano, EnviroTest Laboratories Inc.
Janine Rader, EnviroTest Laboratories Inc.
Meredith Ruthven, EnviroTest Laboratories Inc.

REPORT OF LABORATORY ANALYSIS

This report shall not be reproduced, except in full,
without the written consent of Pace Analytical Services, LLC.

Pace Analytical Services, LLC
8 East Tower Circle
Ormond Beach, FL 32174
(386)672-5668

CERTIFICATIONS

Project: LBG,Inc 42001269
Pace Project No.: 35324052

Ormond Beach Certification IDs

8 East Tower Circle, Ormond Beach, FL 32174
Alabama Certification #: 41320
Connecticut Certification #: PH-0216
Delaware Certification: FL NELAC Reciprocity
Florida Certification #: E83079
Georgia Certification #: 955
Guam Certification: FL NELAC Reciprocity
Hawaii Certification: FL NELAC Reciprocity
Illinois Certification #: 200068
Indiana Certification: FL NELAC Reciprocity
Kansas Certification #: E-10383
Louisiana Certification #: FL NELAC Reciprocity
Louisiana Environmental Certificate #: 05007
Maryland Certification: #346
Michigan Certification #: 9911
Mississippi Certification: FL NELAC Reciprocity
Missouri Certification #: 236
Montana Certification #: Cert 0074
Nebraska Certification: NE-OS-28-14
Nevada Certification: FL NELAC Reciprocity
New York Certification #: 11608
North Carolina Environmental Certificate #: 667
North Carolina Certification #: 12710
Oklahoma Certification #: D9947
Pennsylvania Certification #: 68-00547
Puerto Rico Certification #: FL01264
South Carolina Certification: #96042001
Tennessee Certification #: TN02974
Texas Certification: FL NELAC Reciprocity
US Virgin Islands Certification: FL NELAC Reciprocity
Virginia Environmental Certification #: 460165
Wyoming Certification: FL NELAC Reciprocity
West Virginia Certification #: 9962C
Wisconsin Certification #: 399079670
Wyoming (EPA Region 8): FL NELAC Reciprocity

Long Island Certification IDs

575 Broad Hollow Rd, Melville, NY 11747
New York Certification #: 10478 Primary Accrediting Body
New Jersey Certification #: NY158
Pennsylvania Certification #: 68-00350
Connecticut Certification #: PH-0435
Maryland Certification #: 208
Rhode Island Certification #: LAO00340
Massachusetts Certification #: M-NY026
New Hampshire Certification #: 2987

This report shall not be reproduced, except in full,
without the written consent of Pace Analytical Services, LLC.

Pace Analytical Services, LLC
8 East Tower Circle
Ormond Beach, FL 32174
(386)672-5668

SAMPLE SUMMARY

Project: LBG,Inc 42001269
Pace Project No.: 35324052

Lab ID	Sample ID	Matrix	Date Collected	Date Received
35324052001	**C-6**	Drinking Water	07/13/17 09:50	07/14/17 11:10

This report shall not be reproduced, except in full,
without the written consent of Pace Analytical Services, LLC.

Pace Analytical Services, LLC
8 East Tower Circle
Ormond Beach, FL 32174
(386)672-5668

SAMPLE ANALYTE COUNT

Project: LBG,Inc 42001269
Pace Project No.: 35324052

Lab ID	Sample ID	Method	Analysts	Analytes Reported	Laboratory
35324052001	**C-6**	EPA 504.1	BP1	2	PASI-O
		EPA 505	MMR	3	
		EPA 508.1	NS1	18	PASI-O
		EPA 515.3	LJM	8	PASI-O
		EPA 531.1	WFH	9	PASI-O
		EPA 547	NMB	1	PASI-O
		EPA 549.2	NMB	1	PASI-O
		EPA 525.2	NS1	7	PASI-O
		EPA 548.1	JDT	1	PASI-O

This report shall not be reproduced, except in full,
without the written consent of Pace Analytical Services, LLC.

Pace Analytical Services, LLC
8 East Tower Circle
Ormond Beach, FL 32174
(386)672-5668

ANALYTICAL RESULTS

Project: LBG,Inc 42001269
Pace Project No.: 35324052

Sample: C-6 **Lab ID: 35324052001** Collected: 07/13/17 09:50 Received: 07/14/17 11:10 Matrix: Drinking Water

Parameters	Results	Units	PQL	MDL	DF	Prepared	Analyzed	CAS No.	Qual
504.1 GCS EDB and DBCP	Analytical Method: EPA 504.1 Preparation Method: EPA 504.1								
1,2-Dibromo-3-chloropropane	**<0.0060**	ug/L	0.019	0.0060	1	07/16/17 14:45	07/17/17 02:23	96-12-8	
1,2-Dibromoethane (EDB)	**<0.0071**	ug/L	0.0094	0.0071	1	07/16/17 14:45	07/17/17 02:23	106-93-4	
505 GCS Pesticides/PCBs	Analytical Method: EPA 505 Preparation Method: EPA 505								
Aldrin	**<0.025**	ug/L	0.025	0.025	1	07/20/17 16:38	07/21/17 00:08	309-00-2	
Surrogates									
Tetrachloro-m-xylene (S)	95	%.	30-150		1	07/20/17 16:38	07/21/17 00:08	877-09-8	
Decachlorobiphenyl (S)	70	%.	30-150		1	07/20/17 16:38	07/21/17 00:08	2051-24-3	
508.1 GCS Pesticides	Analytical Method: EPA 508.1 Preparation Method: EPA 508.1								
Alachlor	**<0.038**	ug/L	0.22	0.038	1	07/21/17 15:45	07/28/17 03:24	15972-60-8	
Atrazine	**<0.068**	ug/L	0.11	0.068	1	07/21/17 15:45	07/28/17 03:24	1912-24-9	
gamma-BHC (Lindane)	**<0.0032**	ug/L	0.022	0.0032	1	07/21/17 15:45	07/28/17 03:24	58-89-9	
Butachlor	**<0.029**	ug/L	0.11	0.029	1	07/21/17 15:45	07/28/17 03:24	23184-66-9	
Chlordane (Technical)	**<0.051**	ug/L	0.22	0.051	1	07/21/17 15:45	07/28/17 03:24	57-74-9	
Dieldrin	**<0.021**	ug/L	0.11	0.021	1	07/21/17 15:45	07/28/17 03:24	60-57-1	
Endrin	**<0.0076**	ug/L	0.011	0.0076	1	07/21/17 15:45	07/28/17 03:24	72-20-8	
Heptachlor	**<0.013**	ug/L	0.043	0.013	1	07/21/17 15:45	07/28/17 03:24	76-44-8	
Heptachlor epoxide	**<0.0032**	ug/L	0.022	0.0032	1	07/21/17 15:45	07/28/17 03:24	1024-57-3	
Hexachlorobenzene	**<0.021**	ug/L	0.11	0.021	1	07/21/17 15:45	07/28/17 03:24	118-74-1	
Hexachlorocyclopentadiene	**<0.035**	ug/L	0.11	0.035	1	07/21/17 15:45	07/28/17 03:24	77-47-4	
Methoxychlor	**<0.055**	ug/L	0.11	0.055	1	07/21/17 15:45	07/28/17 03:24	72-43-5	
Metolachlor	**<0.051**	ug/L	0.11	0.051	1	07/21/17 15:45	07/28/17 03:24	51218-45-2	
PCB, Total	**<0.086**	ug/L	0.11	0.086	1	07/21/17 15:45	07/28/17 03:24	1336-36-3	
Propachlor	**<0.032**	ug/L	0.11	0.032	1	07/21/17 15:45	07/28/17 03:24	1918-16-7	
Simazine	**<0.075**	ug/L	0.076	0.075	1	07/21/17 15:45	07/28/17 03:24	122-34-9	
Toxaphene	**<0.66**	ug/L	1.1	0.66	1	07/21/17 15:45	07/28/17 03:24	8001-35-2	
Surrogates									
Decachlorobiphenyl (S)	88	%	70-130		1	07/21/17 15:45	07/28/17 03:24	2051-24-3	
515.3 Chlorinated Herbicides	Analytical Method: EPA 515.3 Preparation Method: EPA 515.3								
2,4-D	**<0.081**	ug/L	0.10	0.081	1	07/20/17 09:35	07/22/17 06:39	94-75-7	
Dalapon	**<0.89**	ug/L	1.0	0.89	1	07/20/17 09:35	07/22/17 06:39	75-99-0	
Dicamba	**<0.067**	ug/L	0.10	0.067	1	07/20/17 09:35	07/22/17 06:39	1918-00-9	L1
Dinoseb	**<0.16**	ug/L	0.20	0.16	1	07/20/17 09:35	07/22/17 06:39	88-85-7	
Pentachlorophenol	**<0.030**	ug/L	0.040	0.030	1	07/20/17 09:35	07/22/17 06:39	87-86-5	
Picloram	**<0.094**	ug/L	0.10	0.094	1	07/20/17 09:35	07/22/17 06:39	1918-02-1	
2,4,5-TP (Silvex)	**<0.16**	ug/L	0.20	0.16	1	07/20/17 09:35	07/22/17 06:39	93-72-1	
Surrogates									
2,4-DCAA (S)	92	%	70-130		1	07/20/17 09:35	07/22/17 06:39	19719-28-9	
531.1 HPLC Carbamates	Analytical Method: EPA 531.1								
Aldicarb	**<0.64**	ug/L	2.0	0.64	1		07/18/17 15:48	116-06-3	
Aldicarb sulfone	**<0.37**	ug/L	2.0	0.37	1		07/18/17 15:48	1646-88-4	
Aldicarb sulfoxide	**<0.59**	ug/L	2.0	0.59	1		07/18/17 15:48	1646-87-3	
Carbofuran	**<0.32**	ug/L	2.0	0.32	1		07/18/17 15:48	1563-66-2	

This report shall not be reproduced, except in full,
without the written consent of Pace Analytical Services, LLC.

Pace Analytical Services, LLC
8 East Tower Circle
Ormond Beach, FL 32174
(386)672-5668

ANALYTICAL RESULTS

Project: LBG,Inc 42001269
Pace Project No.: 35324052

Sample: C-6 **Lab ID: 35324052001** Collected: 07/13/17 09:50 Received: 07/14/17 11:10 Matrix: Drinking Water

Parameters	Results	Units	PQL	MDL	DF	Prepared	Analyzed	CAS No.	Qual
531.1 HPLC Carbamates	Analytical Method: EPA 531.1								
3-Hydroxycarbofuran	**<0.45**	ug/L	2.0	0.45	1		07/18/17 15:48	16655-82-6	
Methomyl	**<0.57**	ug/L	2.0	0.57	1		07/18/17 15:48	16752-77-5	
Oxamyl	**<0.55**	ug/L	2.0	0.55	1		07/18/17 15:48	23135-22-0	
Carbaryl	**<0.27**	ug/L	2.0	0.27	1		07/18/17 15:48	63-25-2	
Surrogates									
BDMC (S)	102	%	80-120		1		07/18/17 15:48		
547 HPLC Glyphosate	Analytical Method: EPA 547								
Glyphosate	**<4.2**	ug/L	6.0	4.2	1		07/20/17 04:41		
549.2 HPLC Paraquat Diquat	Analytical Method: EPA 549.2 Preparation Method: EPA 549.2								
Diquat	**<0.30**	ug/L	0.40	0.30	1	07/18/17 10:40	07/19/17 17:39	85-00-7	
525.2 Base Neutral Extractable	Analytical Method: EPA 525.2 Preparation Method: EPA 525.2								
Benzo(a)pyrene	**<0.012**	ug/L	0.096	0.012	1	07/25/17 10:30	07/26/17 14:20	50-32-8	L2
bis(2-Ethylhexyl)adipate	**<0.37**	ug/L	1.5	0.37	1	07/25/17 10:30	07/26/17 14:20	103-23-1	
bis(2-Ethylhexyl)phthalate	**<0.48**	ug/L	1.9	0.48	1	07/25/17 10:30	07/26/17 14:20	117-81-7	
Metribuzin	**<0.14**	ug/L	0.29	0.14	1	07/25/17 10:30	07/26/17 14:20	21087-64-9	
Surrogates									
1,3-Dimethyl-2-nitrobenzene(S)	116	%	70-130		1	07/25/17 10:30	07/26/17 14:20	81209	
Perylene-d12 (S)	84	%	70-130		1	07/25/17 10:30	07/26/17 14:20	1520963	
Triphenylphosphate (S)	93	%	70-130		1	07/25/17 10:30	07/26/17 14:20	115-86-6	
548.1 GCS Endothall	Analytical Method: EPA 548.1 Preparation Method: EPA 548.1								
Endothall	**<4.3**	ug/L	9.0	4.3	1	07/19/17 17:00	07/24/17 23:24		L2,L5

This report shall not be reproduced, except in full,
without the written consent of Pace Analytical Services, LLC.

Pace Analytical Services, LLC
8 East Tower Circle
Ormond Beach, FL 32174
(386)672-5668

QUALITY CONTROL DATA

Project: LBG,Inc 42001269
Pace Project No.: 35324052

QC Batch: 381535 | Analysis Method: EPA 531.1
QC Batch Method: EPA 531.1 | Analysis Description: 531.1 HPLC Carbamate
Associated Lab Samples: 35324052001

METHOD BLANK: 2070180 | Matrix: Water
Associated Lab Samples: 35324052001

Parameter	Units	Blank Result	Reporting Limit	MDL	Analyzed	Qualifiers
3-Hydroxycarbofuran	ug/L	<0.45	2.0	0.45	07/18/17 12:36	
Aldicarb	ug/L	<0.64	2.0	0.64	07/18/17 12:36	
Aldicarb sulfone	ug/L	<0.37	2.0	0.37	07/18/17 12:36	
Aldicarb sulfoxide	ug/L	<0.59	2.0	0.59	07/18/17 12:36	
Carbaryl	ug/L	<0.27	2.0	0.27	07/18/17 12:36	
Carbofuran	ug/L	<0.32	2.0	0.32	07/18/17 12:36	
Methomyl	ug/L	<0.57	2.0	0.57	07/18/17 12:36	
Oxamyl	ug/L	<0.55	2.0	0.55	07/18/17 12:36	
BDMC (S)	%	120	80-120		07/18/17 12:36	

LABORATORY CONTROL SAMPLE: 2070181

Parameter	Units	Spike Conc.	LCS Result	LCS % Rec	% Rec Limits	Qualifiers
3-Hydroxycarbofuran	ug/L	10	10.3	103	80-120	
Aldicarb	ug/L	10	11.2	112	80-120	
Aldicarb sulfone	ug/L	10	10.9	109	80-120	
Aldicarb sulfoxide	ug/L	10	12.0	120	80-120	
Carbaryl	ug/L	10	12.0	120	80-120	
Carbofuran	ug/L	10	11.7	117	80-120	
Methomyl	ug/L	10	10.6	106	80-120	
Oxamyl	ug/L	10	11.8	118	80-120	
BDMC (S)	%			118	80-120	

MATRIX SPIKE & MATRIX SPIKE DUPLICATE: 2070182 2070183

Parameter	Units	35323850001 Result	MS Spike Conc.	MSD Spike Conc.	MS Result	MSD Result	MS % Rec	MSD % Rec	% Rec Limits	RPD	Max RPD	Qual
3-Hydroxycarbofuran	ug/L	0.45U	10	10	10	10.2	100	102	80-120	2	20	
Aldicarb	ug/L	0.64U	10	10	10.5	10.3	105	103	80-120	3	20	
Aldicarb sulfone	ug/L	0.37U	10	10	9.5	9.8	95	98	80-120	4	20	
Aldicarb sulfoxide	ug/L	0.59U	10	10	11.2	11.0	112	110	80-120	2	20	
Carbaryl	ug/L	0.27U	10	10	12.0	11.5	120	115	80-120	4	20	
Carbofuran	ug/L	0.32U	10	10	11.3	10.5	113	105	80-120	7	20	
Methomyl	ug/L	0.57U	10	10	10.5	11.1	105	111	80-120	6	20	
Oxamyl	ug/L	0.55U	10	10	10.2	10.0	102	100	80-120	2	20	
BDMC (S)	%						103	98	80-120			

Results presented on this page are in the units indicated by the "Units" column except where an alternate unit is presented to the right of the result.

REPORT OF LABORATORY ANALYSIS

This report shall not be reproduced, except in full,
without the written consent of Pace Analytical Services, LLC.

Pace Analytical Services, LLC
8 East Tower Circle
Ormond Beach, FL 32174
(386)672-5668

QUALITY CONTROL DATA

Project: LBG,Inc 42001269
Pace Project No.: 35324052

QC Batch: 382091 | Analysis Method: EPA 547
QC Batch Method: EPA 547 | Analysis Description: 547 HPLC Glyphosate
Associated Lab Samples: 35324052001

METHOD BLANK: 2073233 | Matrix: Water
Associated Lab Samples: 35324052001

Parameter	Units	Blank Result	Reporting Limit	MDL	Analyzed	Qualifiers
Glyphosate	ug/L	<4.2	6.0	4.2	07/20/17 02:06	

LABORATORY CONTROL SAMPLE: 2073234

Parameter	Units	Spike Conc.	LCS Result	LCS % Rec	% Rec Limits	Qualifiers
Glyphosate	ug/L	50	52.3	105	80-120	

MATRIX SPIKE & MATRIX SPIKE DUPLICATE: 2073235 2073236

Parameter	Units	35324897001 Result	MS Spike Conc.	MSD Spike Conc.	MS Result	MSD Result	MS % Rec	MSD % Rec	% Rec Limits	RPD	Max RPD	Qual
Glyphosate	ug/L	0.0042U mg/L	50	50	48.2	48.4	96	97	80-120	0	30	

MATRIX SPIKE & MATRIX SPIKE DUPLICATE: 2073237 2073238

Parameter	Units	35324066001 Result	MS Spike Conc.	MSD Spike Conc.	MS Result	MSD Result	MS % Rec	MSD % Rec	% Rec Limits	RPD	Max RPD	Qual
Glyphosate	ug/L	<4.2	50	50	51.2	49.9	102	100	80-120	3	30	

Results presented on this page are in the units indicated by the "Units" column except where an alternate unit is presented to the right of the result.

This report shall not be reproduced, except in full,
without the written consent of Pace Analytical Services, LLC.

Pace Analytical Services, LLC
8 East Tower Circle
Ormond Beach, FL 32174
(386)672-5668

QUALITY CONTROL DATA

Project: LBG,Inc 42001269
Pace Project No.: 35324052

QC Batch: 381135 | Analysis Method: EPA 504.1
QC Batch Method: EPA 504.1 | Analysis Description: 504 EDB DBCP
Associated Lab Samples: 35324052001

METHOD BLANK: 2067594 | Matrix: Water
Associated Lab Samples: 35324052001

Parameter	Units	Blank Result	Reporting Limit	MDL	Analyzed	Qualifiers
1,2-Dibromo-3-chloropropane	ug/L	<0.0064	0.020	0.0064	07/16/17 20:27	
1,2-Dibromoethane (EDB)	ug/L	<0.0075	0.010	0.0075	07/16/17 20:27	

LABORATORY CONTROL SAMPLE & LCSD: 2067595 2068674

Parameter	Units	Spike Conc.	LCS Result	LCSD Result	LCS % Rec	LCSD % Rec	% Rec Limits	RPD	Max RPD	Qualifiers
1,2-Dibromo-3-chloropropane	ug/L	.25	0.24	0.26	98	104	70-130	6	40	
1,2-Dibromoethane (EDB)	ug/L	.25	0.22	0.24	88	94	70-130	6	40	

MATRIX SPIKE & MATRIX SPIKE DUPLICATE: 2068675 2068676

Parameter	Units	35323705002 Result	MS Spike Conc.	MSD Spike Conc.	MS Result	MSD Result	MS % Rec	MSD % Rec	% Rec Limits	RPD	Max RPD	Qual
1,2-Dibromo-3-chloropropane	ug/L	0.0061U	.44	.44	0.63	0.65	144	149	65-135	3	40	M1
1,2-Dibromoethane (EDB)	ug/L	0.0072U	.44	.44	0.61	0.58	139	132	65-135	6	40	M1

Results presented on this page are in the units indicated by the "Units" column except where an alternate unit is presented to the right of the result.

REPORT OF LABORATORY ANALYSIS

This report shall not be reproduced, except in full,
without the written consent of Pace Analytical Services, LLC.

Pace Analytical Services, LLC
8 East Tower Circle
Ormond Beach, FL 32174
(386)672-5668

QUALITY CONTROL DATA

Project: LBG,Inc 42001269
Pace Project No.: 35324052

QC Batch: 32255 | Analysis Method: EPA 505
QC Batch Method: EPA 505 | Analysis Description: 505 GCS Pesticides
Associated Lab Samples: 35324052001

METHOD BLANK: 149103 | Matrix: Water
Associated Lab Samples: 35324052001

Parameter	Units	Blank Result	Reporting Limit	MDL	Analyzed	Qualifiers
Aldrin	ug/L	<0.025	0.025	0.025	07/20/17 18:40	
Decachlorobiphenyl (S)	%.	75	30-150		07/20/17 18:40	
Tetrachloro-m-xylene (S)	%.	85	30-150		07/20/17 18:40	

LABORATORY CONTROL SAMPLE: 149104

Parameter	Units	Spike Conc.	LCS Result	LCS % Rec	% Rec Limits	Qualifiers
Aldrin	ug/L	.048	0.047	98	70-130	
Decachlorobiphenyl (S)	%.			95	30-150	
Tetrachloro-m-xylene (S)	%.			94	30-150	

LABORATORY CONTROL SAMPLE: 149105

Parameter	Units	Spike Conc.	LCS Result	LCS % Rec	% Rec Limits	Qualifiers
Aldrin	ug/L	.0095	<0.025	97	70-130	
Decachlorobiphenyl (S)	%.			89	30-150	
Tetrachloro-m-xylene (S)	%.			95	30-150	

MATRIX SPIKE SAMPLE: 149106

Parameter	Units	7024421001 Result	Spike Conc.	MS Result	MS % Rec	% Rec Limits	Qualifiers
Aldrin	ug/L	<0.025	.095	0.092	96	65-135	
Decachlorobiphenyl (S)	%.				75	30-150	
Tetrachloro-m-xylene (S)	%.				97	30-150	

Results presented on this page are in the units indicated by the "Units" column except where an alternate unit is presented to the right of the result.

REPORT OF LABORATORY ANALYSIS

This report shall not be reproduced, except in full,
without the written consent of Pace Analytical Services, LLC.

Pace Analytical Services, LLC
8 East Tower Circle
Ormond Beach, FL 32174
(386)672-5668

QUALITY CONTROL DATA

Project: LBG,Inc 42001269
Pace Project No.: 35324052

QC Batch: 382070 | Analysis Method: EPA 508.1
QC Batch Method: EPA 508.1 | Analysis Description: 508 GCS Pesticide
Associated Lab Samples: 35324052001

METHOD BLANK: 2073167 | Matrix: Water
Associated Lab Samples: 35324052001

Parameter	Units	Blank Result	Reporting Limit	MDL	Analyzed	Qualifiers
Alachlor	ug/L	<0.035	0.20	0.035	07/26/17 10:06	
Atrazine	ug/L	<0.063	0.10	0.063	07/26/17 10:06	
Butachlor	ug/L	<0.027	0.10	0.027	07/26/17 10:06	
Chlordane (Technical)	ug/L	<0.047	0.20	0.047	07/26/17 10:06	
Dieldrin	ug/L	<0.019	0.10	0.019	07/26/17 10:06	
Endrin	ug/L	<0.0070	0.010	0.0070	07/26/17 10:06	
gamma-BHC (Lindane)	ug/L	<0.0030	0.020	0.0030	07/26/17 10:06	
Heptachlor	ug/L	<0.012	0.040	0.012	07/26/17 10:06	
Heptachlor epoxide	ug/L	<0.0030	0.020	0.0030	07/26/17 10:06	
Hexachlorobenzene	ug/L	<0.019	0.10	0.019	07/26/17 10:06	
Hexachlorocyclopentadiene	ug/L	<0.032	0.10	0.032	07/26/17 10:06	
Methoxychlor	ug/L	<0.051	0.10	0.051	07/26/17 10:06	
Metolachlor	ug/L	<0.047	0.10	0.047	07/26/17 10:06	
Propachlor	ug/L	<0.030	0.10	0.030	07/26/17 10:06	
Simazine	ug/L	<0.069	0.070	0.069	07/26/17 10:06	
Toxaphene	ug/L	<0.61	1.0	0.61	07/26/17 10:06	
Decachlorobiphenyl (S)	%	103	70-130		07/26/17 10:06	

LABORATORY CONTROL SAMPLE: 2073168

Parameter	Units	Spike Conc.	LCS Result	LCS % Rec	% Rec Limits	Qualifiers
Alachlor	ug/L	1	1.0	100	70-130	
Atrazine	ug/L	1.2	1.2	97	70-130	
Butachlor	ug/L	.5	0.48	96	70-130	
Dieldrin	ug/L	.5	0.51	103	70-130	
Endrin	ug/L	.05	0.053	106	70-130	
gamma-BHC (Lindane)	ug/L	.1	0.10	102	70-130	
Heptachlor	ug/L	.2	0.18	91	70-130	
Heptachlor epoxide	ug/L	.1	0.10	100	70-130	
Hexachlorobenzene	ug/L	.5	0.46	92	70-130	
Hexachlorocyclopentadiene	ug/L	.5	0.47	94	70-130	
Methoxychlor	ug/L	.5	0.53	107	70-130	
Metolachlor	ug/L	.5	0.48	96	70-130	
Propachlor	ug/L	.5	0.48	96	70-130	
Simazine	ug/L	.88	0.78	89	70-130	
Decachlorobiphenyl (S)	%			105	70-130	

Results presented on this page are in the units indicated by the "Units" column except where an alternate unit is presented to the right of the result.

This report shall not be reproduced, except in full,
without the written consent of Pace Analytical Services, LLC.

Pace Analytical Services, LLC
8 East Tower Circle
Ormond Beach, FL 32174
(386)672-5668

QUALITY CONTROL DATA

Project: LBG,Inc 42001269
Pace Project No.: 35324052

MATRIX SPIKE & MATRIX SPIKE DUPLICATE: 2074971 2074972

Parameter	Units	35323850001 Result	MS Spike Conc.	MSD Spike Conc.	MS Result	MSD Result	MS % Rec	MSD % Rec	% Rec Limits	RPD	Max RPD	Qual
Alachlor	ug/L	0.034U	2	2	2.0	1.9	100	97	65-135	3	40	
Atrazine	ug/L	0.061U	2.5	2.5	2.6	3.1	102	123	65-135	19	40	
Butachlor	ug/L	0.026U	1	1	0.93	0.89	93	89	65-135	4	40	
Chlordane (Technical)	ug/L	0.045U			<0.094	<0.094					40	
Dieldrin	ug/L	0.018U	1	1	1.0	1.0	104	104	65-135	0	40	
Endrin	ug/L	0.0067U	.1	.1	0.11	0.11	107	107	65-135	0	40	
gamma-BHC (Lindane)	ug/L	0.0029U	.2	.2	0.22	0.22	110	111	65-135	1	40	
Heptachlor	ug/L	0.012U	.4	.4	0.70	0.81	174	201	65-135	14	40	M1
Heptachlor epoxide	ug/L	0.0029U	.2	.2	0.21	0.21	104	103	65-135	0	40	
Hexachlorobenzene	ug/L	0.018U	1	1	1.0	1.1	102	111	65-135	8	40	
Hexachlorocyclopentadiene	ug/L	0.031U	1	1	1.2	1.0	116	105	65-135	10	40	
Methoxychlor	ug/L	0.049U	1	1	1.0	0.97	101	97	65-135	4	40	
Metolachlor	ug/L	0.045U	1	1	0.95	0.95	95	95	65-135	0	40	
Propachlor	ug/L	0.029U	1	1	1.0	1.2	103	123	65-135	17	40	
Simazine	ug/L	0.066U	1.8	1.8	0.62	0.68	36	39	65-135	9	40	M1
Toxaphene	ug/L	0.58U			<1.2	<1.2					40	
Decachlorobiphenyl (S)	%						94	94	70-130		40	

Results presented on this page are in the units indicated by the "Units" column except where an alternate unit is presented to the right of the result.

REPORT OF LABORATORY ANALYSIS

This report shall not be reproduced, except in full,
without the written consent of Pace Analytical Services, LLC.

Pace Analytical Services, LLC
8 East Tower Circle
Ormond Beach, FL 32174
(386)672-5668

QUALITY CONTROL DATA

Project: LBG,Inc 42001269
Pace Project No.: 35324052

QC Batch: 382064 | Analysis Method: EPA 515.3
QC Batch Method: EPA 515.3 | Analysis Description: 5153 GCS Herbicides
Associated Lab Samples: 35324052001

METHOD BLANK: 2073155 | Matrix: Water
Associated Lab Samples: 35324052001

Parameter	Units	Blank Result	Reporting Limit	MDL	Analyzed	Qualifiers
2,4,5-TP (Silvex)	ug/L	<0.16	0.20	0.16	07/22/17 00:29	
2,4-D	ug/L	<0.081	0.10	0.081	07/22/17 00:29	
Dalapon	ug/L	<0.89	1.0	0.89	07/22/17 00:29	
Dicamba	ug/L	<0.067	0.10	0.067	07/22/17 00:29	
Dinoseb	ug/L	<0.16	0.20	0.16	07/22/17 00:29	
Pentachlorophenol	ug/L	<0.030	0.040	0.030	07/22/17 00:29	
Picloram	ug/L	<0.094	0.10	0.094	07/22/17 00:29	
2,4-DCAA (S)	%	88	70-130		07/22/17 00:29	

LABORATORY CONTROL SAMPLE: 2073156

Parameter	Units	Spike Conc.	LCS Result	LCS % Rec	% Rec Limits	Qualifiers
2,4,5-TP (Silvex)	ug/L	1	1.0	103	70-130	
2,4-D	ug/L	.5	0.39	78	70-130	
Dalapon	ug/L	5	4.5	90	70-130	
Dicamba	ug/L	.5	0.66	132	70-130	L1
Dinoseb	ug/L	1	1.1	114	70-130	
Pentachlorophenol	ug/L	.2	0.20	98	70-130	
Picloram	ug/L	.5	0.50	99	70-130	
2,4-DCAA (S)	%			93	70-130	

MATRIX SPIKE & MATRIX SPIKE DUPLICATE: 2073478 2073479

Parameter	Units	92347613003 Result	MS Spike Conc.	MSD Spike Conc.	MS Result	MSD Result	MS % Rec	MSD % Rec	% Rec Limits	RPD	Max RPD	Qual
2,4,5-TP (Silvex)	ug/L	ND	1	1	1.1	1.1	108	111	70-130	3	40	
2,4-D	ug/L	ND	.5	.5	0.42	0.47	84	94	70-130	11	40	
Dalapon	ug/L	ND	5	5	5.7	6.0	115	120	70-130	5	40	
Dicamba	ug/L	ND	.5	.5	0.58	0.63	117	126	70-130	7	40	
Dinoseb	ug/L	ND	1	1	1.1	1.1	105	113	70-130	7	40	
Pentachlorophenol	ug/L	ND	.2	.2	0.18	0.19	91	95	70-130	4	40	
Picloram	ug/L	ND	.5	.5	0.65	0.70	130	140	70-130	7	40	M1
2,4-DCAA (S)	%						98	99	70-130			

Results presented on this page are in the units indicated by the "Units" column except where an alternate unit is presented to the right of the result.

REPORT OF LABORATORY ANALYSIS

This report shall not be reproduced, except in full,
without the written consent of Pace Analytical Services, LLC.

Pace Analytical Services, LLC
8 East Tower Circle
Ormond Beach, FL 32174
(386)672-5668

QUALITY CONTROL DATA

Project: LBG,Inc 42001269
Pace Project No.: 35324052

MATRIX SPIKE & MATRIX SPIKE DUPLICATE: 2073480 2073481

Parameter	Units	35323949005 Result	MS Spike Conc.	MSD Spike Conc.	MS Result	MSD Result	MS % Rec	MSD % Rec	% Rec Limits	RPD	Max RPD	Qual
2,4,5-TP (Silvex)	ug/L	<0.16	1	1	1.1	1.1	108	110	70-130	1	40	
2,4-D	ug/L	<0.081	.5	.5	0.40	0.41	79	82	70-130	3	40	
Dalapon	ug/L	<0.89	5	5	4.7	4.8	94	95	70-130	1	40	
Dicamba	ug/L	<0.067	.5	.5	0.51	0.63	103	127	70-130	21	40	
Dinoseb	ug/L	<0.16	1	1	1.1	1.1	110	111	70-130	1	40	
Pentachlorophenol	ug/L	<0.030	.2	.2	0.19	0.19	96	97	70-130	1	40	
Picloram	ug/L	<0.094	.5	.5	0.55	0.57	110	115	70-130	5	40	
2,4-DCAA (S)	%						95	93	70-130			

Results presented on this page are in the units indicated by the "Units" column except where an alternate unit is presented to the right of the result.

This report shall not be reproduced, except in full,
without the written consent of Pace Analytical Services, LLC.

Pace Analytical Services, LLC
8 East Tower Circle
Ormond Beach, FL 32174
(386)672-5668

QUALITY CONTROL DATA

Project: LBG,Inc 42001269
Pace Project No.: 35324052

QC Batch: 382937 | Analysis Method: EPA 525.2
QC Batch Method: EPA 525.2 | Analysis Description: 525.2 Base Neutral Extractables
Associated Lab Samples: 35324052001

METHOD BLANK: 2078153 | Matrix: Water
Associated Lab Samples: 35324052001

Parameter	Units	Blank Result	Reporting Limit	MDL	Analyzed	Qualifiers
Benzo(a)pyrene	ug/L	<0.013	0.10	0.013	07/26/17 11:53	
bis(2-Ethylhexyl)adipate	ug/L	<0.38	1.6	0.38	07/26/17 11:53	
bis(2-Ethylhexyl)phthalate	ug/L	<0.50	2.0	0.50	07/26/17 11:53	
Metribuzin	ug/L	<0.15	0.30	0.15	07/26/17 11:53	
1,3-Dimethyl-2-nitrobenzene(S)	%	105	70-130		07/26/17 11:53	
Perylene-d12 (S)	%	84	70-130		07/26/17 11:53	
Triphenylphosphate (S)	%	83	70-130		07/26/17 11:53	

LABORATORY CONTROL SAMPLE: 2078154

Parameter	Units	Spike Conc.	LCS Result	LCS % Rec	% Rec Limits	Qualifiers
Benzo(a)pyrene	ug/L	.4	0.26	65	70-130	L2
bis(2-Ethylhexyl)adipate	ug/L	6.4	5.4	84	70-130	
bis(2-Ethylhexyl)phthalate	ug/L	8	6.8	85	70-130	
Metribuzin	ug/L	1.2	1.2	103	70-130	
1,3-Dimethyl-2-nitrobenzene(S)	%			106	70-130	
Perylene-d12 (S)	%			75	70-130	
Triphenylphosphate (S)	%			83	70-130	

MATRIX SPIKE & MATRIX SPIKE DUPLICATE: 2078476 2078477

Parameter	Units	92348121001 Result	MS Spike Conc.	MSD Spike Conc.	MS Result	MSD Result	MS % Rec	MSD % Rec	% Rec Limits	RPD	Max RPD	Qual
Benzo(a)pyrene	ug/L				0.092J	0.098J					40	M0
bis(2-Ethylhexyl)adipate	ug/L				10.9	10.3				6	40	
bis(2-Ethylhexyl)phthalate	ug/L				14.0	13.5				3	40	
Metribuzin	ug/L				2.2	<0.30					40	M1
1,3-Dimethyl-2-nitrobenzene(S)	%						110	120	70-130			
Perylene-d12 (S)	%						64	62	70-130			S0,S8
Triphenylphosphate (S)	%						83	84	70-130			

Results presented on this page are in the units indicated by the "Units" column except where an alternate unit is presented to the right of the result.

REPORT OF LABORATORY ANALYSIS

This report shall not be reproduced, except in full,
without the written consent of Pace Analytical Services, LLC.

Pace Analytical Services, LLC
8 East Tower Circle
Ormond Beach, FL 32174
(386)672-5668

QUALITY CONTROL DATA

Project: LBG,Inc 42001269
Pace Project No.: 35324052

QC Batch: 381974 | Analysis Method: EPA 548.1
QC Batch Method: EPA 548.1 | Analysis Description: 548 GCS Endothall
Associated Lab Samples: 35324052001

METHOD BLANK: 2072291 | Matrix: Water
Associated Lab Samples: 35324052001

Parameter	Units	Blank Result	Reporting Limit	MDL	Analyzed	Qualifiers
Endothall	ug/L	<4.3	9.0	4.3	07/24/17 19:29	

LABORATORY CONTROL SAMPLE: 2072292

Parameter	Units	Spike Conc.	LCS Result	LCS % Rec	% Rec Limits	Qualifiers
Endothall	ug/L	50	39.6	79	80-120	

MATRIX SPIKE & MATRIX SPIKE DUPLICATE: 2072347 2072348

Parameter	Units	35324386001 Result	MS Spike Conc.	MSD Spike Conc.	MS Result	MSD Result	MS % Rec	MSD % Rec	% Rec Limits	RPD	Max RPD	Qual
Endothall	ug/L	4.3U	50	50	45.0	44.4	90	89	80-120	1	30	

MATRIX SPIKE & MATRIX SPIKE DUPLICATE: 2072358 2072359

Parameter	Units	35324386002 Result	MS Spike Conc.	MSD Spike Conc.	MS Result	MSD Result	MS % Rec	MSD % Rec	% Rec Limits	RPD	Max RPD	Qual
Endothall	ug/L	4.3U	50	50	34.3	41.0	69	82	80-120	18	30	M0

Results presented on this page are in the units indicated by the "Units" column except where an alternate unit is presented to the right of the result.

This report shall not be reproduced, except in full,
without the written consent of Pace Analytical Services, LLC.

Pace Analytical Services, LLC
8 East Tower Circle
Ormond Beach, FL 32174
(386)672-5668

QUALITY CONTROL DATA

Project: LBG,Inc 42001269
Pace Project No.: 35324052

QC Batch: 381247 | Analysis Method: EPA 549.2
QC Batch Method: EPA 549.2 | Analysis Description: 549 HPLC Paraquat Diquat
Associated Lab Samples: 35324052001

METHOD BLANK: 2068888 | Matrix: Water
Associated Lab Samples: 35324052001

Parameter	Units	Blank Result	Reporting Limit	MDL	Analyzed	Qualifiers
Diquat	ug/L	<0.30	0.40	0.30	07/19/17 13:34	

LABORATORY CONTROL SAMPLE: 2068889

Parameter	Units	Spike Conc.	LCS Result	LCS % Rec	% Rec Limits	Qualifiers
Diquat	ug/L	2	1.6	80	70-130	

MATRIX SPIKE & MATRIX SPIKE DUPLICATE: 2070241 2070242

Parameter	Units	35323937005 Result	MS Spike Conc.	MSD Spike Conc.	MS Result	MSD Result	MS % Rec	MSD % Rec	% Rec Limits	RPD	Max RPD	Qual
Diquat	ug/L	<0.30	2	2	1.5	1.6	77	82	70-130	6	30	

MATRIX SPIKE & MATRIX SPIKE DUPLICATE: 2070243 2070244

Parameter	Units	35323949005 Result	MS Spike Conc.	MSD Spike Conc.	MS Result	MSD Result	MS % Rec	MSD % Rec	% Rec Limits	RPD	Max RPD	Qual
Diquat	ug/L	<0.30	2	2	1.7	1.6	85	82	70-130	4	30	

Results presented on this page are in the units indicated by the "Units" column except where an alternate unit is presented to the right of the result.

This report shall not be reproduced, except in full,
without the written consent of Pace Analytical Services, LLC.

Pace Analytical Services, LLC
8 East Tower Circle
Ormond Beach, FL 32174
(386)672-5668

QUALIFIERS

Project: LBG,Inc 42001269
Pace Project No.: 35324052

DEFINITIONS

DF - Dilution Factor, if reported, represents the factor applied to the reported data due to dilution of the sample aliquot.

ND - Not Detected at or above adjusted reporting limit.

TNTC - Too Numerous To Count

J - Estimated concentration above the adjusted method detection limit and below the adjusted reporting limit.

MDL - Adjusted Method Detection Limit.

PQL - Practical Quantitation Limit.

RL - Reporting Limit.

S - Surrogate

1,2-Diphenylhydrazine decomposes to and cannot be separated from Azobenzene using Method 8270. The result for each analyte is a combined concentration.

Consistent with EPA guidelines, unrounded data are displayed and have been used to calculate % recovery and RPD values.

LCS(D) - Laboratory Control Sample (Duplicate)

MS(D) - Matrix Spike (Duplicate)

DUP - Sample Duplicate

RPD - Relative Percent Difference

NC - Not Calculable.

SG - Silica Gel - Clean-Up

U - Indicates the compound was analyzed for, but not detected.

N-Nitrosodiphenylamine decomposes and cannot be separated from Diphenylamine using Method 8270. The result reported for each analyte is a combined concentration.

Pace Analytical is TNI accredited. Contact your Pace PM for the current list of accredited analytes.

TNI - The NELAC Institute.

LABORATORIES

PASI-O	Pace Analytical Services - Ormond Beach

ANALYTE QUALIFIERS

L1	Analyte recovery in the laboratory control sample (LCS) was above QC limits. Results for this analyte in associated samples may be biased high.
L2	Analyte recovery in the laboratory control sample (LCS) was below QC limits. Results for this analyte in associated samples may be biased low.
L5	LCS recovery exceeded QC limits. Batch accepted based on matrix spike recovery within LCS limits.
M0	Matrix spike recovery and/or matrix spike duplicate recovery was outside laboratory control limits.
M1	Matrix spike recovery exceeded QC limits. Batch accepted based on laboratory control sample (LCS) recovery.
S0	Surrogate recovery outside laboratory control limits.
S8	Surrogate recovery outside laboratory control limits due to matrix interferences (confirmed by similar results from sample re-extraction and/or re-analysis)

This report shall not be reproduced, except in full,
without the written consent of Pace Analytical Services, LLC.

Pace Analytical Services, LLC
8 East Tower Circle
Ormond Beach, FL 32174
(386)672-5668

QUALITY CONTROL DATA CROSS REFERENCE TABLE

Project: LBG,Inc 42001269
Pace Project No.: 35324052

Lab ID	Sample ID	QC Batch Method	QC Batch	Analytical Method	Analytical Batch
35324052001	**C-6**	EPA 504.1	381135	EPA 504.1	381255
35324052001	**C-6**	EPA 505	32255	EPA 505	32334
35324052001	**C-6**	EPA 508.1	382070	EPA 508.1	382791
35324052001	**C-6**	EPA 515.3	382064	EPA 515.3	382572
35324052001	**C-6**	EPA 531.1	381535		
35324052001	**C-6**	EPA 547	382091		
35324052001	**C-6**	EPA 549.2	381247	EPA 549.2	381830
35324052001	**C-6**	EPA 525.2	382937	EPA 525.2	383335
35324052001	**C-6**	EPA 548.1	381974	EPA 548.1	382933

This report shall not be reproduced, except in full,
without the written consent of Pace Analytical Services, LLC.

EnviroTest Laboratories, Inc.
315 Fullerton Avenue
Newburgh, NY 12550
Phone (845) 562-0890 Fax (845) 562-0841

WO# : 35324052

35324052

Custody Record

EnviroTest Laboratories Inc.

Client Information (Sub Contract Lab)

Client Contact: Shipping/Receiving

Debra

dbayer@envirotestlaboratories.com

Carrier Tracking No(s):

COC No: 420-9122.1

Page: Page 1 of 1

Company: Pace Analytical Ormond Beach

STL Job #: 420-123595-1

Address: 8 East Tower Circle, ,

Due Date Requested: 7/25/2017

City: Ormond Beach

TAT Requested (days): Std TAT 7/13/17 DB

State, Zip: FL, 32174

Phone: 111-222-3333(Tel)

PO #:

Email:

WO #:

Project Name: LBG, Inc.

Project #: 42001269

Site:

SSOW#:

Analysis Requested

Sample Identification Client ID (Lab ID)	Sample Date	Sample Time	Sample Type (C=comp, G=grab)	Matrix (W=water, S=solid, O=waste/oil, BT=Tissue, A=Air)	Field Filtered Sample (Yes or No)	Perform MS/MSD (Yes or No)	SUBCONTRACT/ 515 Chlorinated Acids	SUBCONTRACT/ 504 EPA 504.1 EDB/DBCP	SUBCONTRACT/ 531.1 Carbamate Pesticides in DW	SUBCONTRACT/ 525.2 Semivolatile Organics	SUBCONTRACT/ 508	SUBCONTRACT/ 547	SUBCONTRACT/ 548	SUBCONTRACT/ 549	SUBCONTRACT/ Dioxin					Total Number of containers	Special Instructions/Note:
			Preservation Code:																		
C - 6 (420-123595-1)	7/13/17	9:50		Water			X	X	X	X	X	X	X	X	X					13	

Preservation Codes:

A - HCL	M - Hexane
B - NaOH	N - None
C - Zn Acetate	O - AsNaO2
D - Nitric Acid	P - Na2O4S
E - NaHSO4	Q - Na2SO3
F - MeOH	R - Na2S2SO3
G - Amchlor	S - H2SO4
H - Ascorbic Acid	T - TSP Dodecahydrate
I - Ice	U - Acetone
J - DI Water	V - MCAA
K - EDTA	W - ph 4-5
L - EDA	Z - other (specify)

Other:

Possible Hazard Identification

☐ *Non-Hazard* ☐ *Flammable* ☐ *Skin Irritant* ☐ *Poison B* ☐ *Unknown* ☐ *Radiological*

Sample Disposal (A fee may be assessed if samples are retained longer than 1 month)

☐ *Return To Client* ☐ *Disposal By Lab* ☐ *Archive For* _____ *Months*

Deliverable Requested: I, II, III, IV, Other (specify)

Special Instructions/QC Requirements:

Empty Kit Relinquished by:	Date:	Time:	Method of Shipment:

Relinquished by:	Date/Time:	Company	Received by:	Date/Time:	Company
[signature]	7/13/17 1440	ETL	TDH pace	7/14/17 1110	T286 10.4

Custody Seals Intact: Δ Yes Δ No

Custody Seal No.:

Cooler Temperature(s) °C and Other Remarks:

Pace Analytical Florida Laboratory	Document Name: Sample Condition Upon Receipt Form	Document Revised: February 6, 2017
	Document No.: F-FL-C-007 rev. 11	Issuing Authority: Pace Florida Quality Office

Sample Condition Upon Receipt Form (SCUR)

Project # WO#: 35324052

Project Manager: PM: VEG Due Date: 07/28/17

Client: CLIENT: EVNTES

Date and Initials of person:
Examining contents: NA
Label:
Deliver:
pH:

Thermometer Used: T786 Date: 7/14/17 Time: 1110 Initials: [illegible]

Cooler #1 Temp.°C 9.6 (Visual) +0.1 (Correction Factor) 9.7 (Actual) ☐ Samples on ice, cooling process has begun
Cooler #2 Temp.°C 10.3 (Visual) +0.1 (Correction Factor) 10.4 (Actual) ☐ Samples on ice, cooling process has begun
Cooler #3 Temp.°C 9.4 (Visual) +0.1 (Correction Factor) 9.5 (Actual) ☐ Samples on ice, cooling process has begun
Cooler #4 Temp.°C ____ (Visual) ____ (Correction Factor) ____ (Actual) ☐ Samples on ice, cooling process has begun
Cooler #5 Temp.°C ____ (Visual) ____ (Correction Factor) ____ (Actual) ☐ Samples on ice, cooling process has begun
Cooler #6 Temp.°C ____ (Visual) ____ (Correction Factor) ____ (Actual) ☐ Samples on ice, cooling process has begun

Courier: ☑ Fed Ex ☐ UPS ☐ USPS ☐ Client ☐ Commercial ☐ Pace ☐ Other ____

Shipping Method: ☐ First Overnight ☐ Priority Overnight ☑ Standard Overnight ☐ Ground ☐ Other ____

Billing: ☑ Recipient ☐ Sender ☐ Third Party ☐ Unknown

Tracking # 7796 2610 4340 / 7796 2609 3485 / 7796 2608 5178

Custody Seal on Cooler/Box Present: ☐ Yes ☑ No **Seals intact:** ☐ Yes ☐ No **Ice:** (Wet) Blue None

Packing Material: ☑ Bubble Wrap ☑ Bubble Bags ☐ None ☐ Other ____

Samples shorted to lab (If Yes, complete) Shorted Date: ____ Shorted Time: ____ Qty: ____

		Comments:
Chain of Custody Present	☑ Yes ☐ No ☐ N/A	
Chain of Custody Filled Out	☑ Yes ☐ No ☐ N/A	
Relinquished Signature & Sampler Name COC	☑ Yes ☐ No ☐ N/A	
Samples Arrived within Hold Time	☑ Yes ☐ No ☐ N/A	
Rush TAT requested on COC	☐ Yes ☑ No ☐ N/A	
Sufficient Volume	☑ Yes ☐ No ☐ N/A	
Correct Containers Used	☑ Yes ☐ No ☐ N/A	
Containers Intact	☑ Yes ☐ No ☐ N/A	
Sample Labels match COC (sample IDs & date/time of collection)	☑ Yes ☐ No ☐ N/A	
All containers needing acid/base preservation have been checked.	☑ Yes ☐ No ☐ N/A	Preservation Information: Preservative: ____ Lot #/Trace #: ____ Date: ____ Time: ____ Initials: ____
All Containers needing preservation are found to be in compliance with EPA recommendation: Exceptions: VOA, Coliform, TOC, O&G, Carbamates	☑ Yes ☐ No ☐ N/A	
Headspace in VOA Vials? (>6mm):	☐ Yes ☐ No ☑ N/A	
Trip Blank Present:	☐ Yes ☐ No ☑ N/A	

Client Notification/ Resolution:
Person Contacted: ____ Date/Time: ____

Comments/ Resolution (use back for additional comments):
okay to Run OOT per PM

Project Manager Review: ____ Date: ____

Pace Analytical Services, Inc.
1700 Elm Street
Minneapolis, MN 55414
Phone: 612.607.1700
Fax: 612.607.6444

www.pacelabs.com

Report Prepared for:

Bo Garcia
PASI Florida
8 East Tower Circle
Ormond Beach FL 32174

REPORT OF LABORATORY ANALYSIS FOR 2,3,7,8-TCDD

Report Summary:

This report contains results of one drinking water sample analyzed to determine 2,3,7,8-TCDD content. This sample was analyzed according to Method 1613 by High Resolution Gas Chromatography/High Resolution Mass Spectrometry.

Report Prepared Date:

August 3, 2017

Report Information:

Pace Project #: 10396064
Sample Receipt Date: 07/18/2017
Client Project #: 35324052
Client Sub PO #: N/A
State Cert #: 11647

Invoicing & Reporting Options:

The report provided has been invoiced as a Level 2 Drinking Water Report. If an upgrade of this report package is requested, an additional charge may be applied.

Please review the attached invoice for accuracy and forward any questions to Sarah Platzer, your Pace Project Manager.

This report has been reviewed by:

August 03, 2017

Sarah Platzer, Project Manager
612-607-6451
(612) 607-6444 (fax)
sarah.platzer@pacelabs.com

Report of Laboratory Analysis

This report should not be reproduced, except in full, without the written consent of Pace Analytical Services, Inc.

The results relate only to the samples included in this report.

Pace Analytical Services, Inc.
1700 Elm Street - Suite 200
Minneapolis, MN 55414

Tel: 612-607-1700
Fax: 612- 607-6444

Minnesota Laboratory Certifications

Authority	Certificate #	Authority	Certificate #
A2LA	2926.01	Montana	CERT0092
Alabama	40770	Nebraska	NE-OS-18-06
Alaska	MN00064	Nevada	MN00064
Alaska	UST-078	New Jersey (NE	MN002
Arizona	AZ0014	New York (NEL	11647
Arkansas	88-0680	New hampshire	2081
CNMI Saipan	MP0003	North Carolina	27700
California	MN00064	North Carolina	530
Colorado	MN00064	North Dakota	R-036
Connecticut	PH-0256	Ohio	41244
EPA Region 8	8TMS-L	Ohio VAP	CL101
Florida (NELAP	E87605	Oklahoma	9507
Georgia (EDP)	959	Oregon (ELAP)	MN200001
Guam EPA	959	Oregon (OREL	MN300001
Hawaii	MN00064	Pennsylvania	68-00563
Idaho	MN00064	Puerto Rico	MN00064
Illinois	200011	South Carolina	74003001
Indiana	C-MN-01	Tennessee	TN02818
Iowa	368	Texas	T104704192
Kansas	E-10167	Utah (NELAP)	MN00064
Kentucky	90062	Virginia	460163
Louisiana	03086	Washington	C486
Louisiana	MN00064	West Virginia #	9952C
Maryland	322	West Virginia D	382
Michigan	9909	Wisconsin	999407970
Minnesota	027-053-137	Wyoming	8TMS-L
Mississippi	MN00064		

REPORT OF LABORATORY ANALYSIS

This report shall not be reproduced, except in full,
without the written consent of Pace Analytical Services, Inc.

Pace Analytical Services, Inc.
1700 Elm Street - Suite 200
Minneapolis, MN 55414

Tel: 612-607-1700
Fax: 612- 607-6444

Reporting Flags

A = Reporting Limit based on signal to noise

B = Less than 10x higher than method blank level

C = Result obtained from confirmation analysis

D = Result obtained from analysis of diluted sample

E = Exceeds calibration range

I = Interference present

J = Estimated value

Nn = Value obtained from additional analysis

P = PCDE Interference

R = Recovery outside target range

S = Peak saturated

U = Analyte not detected

V = Result verified by confirmation analysis

X = %D Exceeds limits

Y = Calculated using average of daily RFs

* = See Discussion

This report shall not be reproduced, except in full,
without the written consent of Pace Analytical Services, Inc.

Chain of Custody

10396064

Pace Analytical®
www.pacelabs.com

Report No.....10396064_1613DW

Workorder: 35324052 **Workorder Name:** LBG,Inc 42001269 **Owner Received Date:** 7/14/2017 **Results Requested By:** 7/28/2017

Report To	Subcontract To
Bo Garcia Pace Analytical Ormond Beach 8 East Tower Circle Ormond Beach, FL 32174 Phone (386)672-5668	Pace Analytical Minnesota 1700 Elm Street SE Suite 200 Minneapolis, MN 55414 Phone (612)607-1700

Item	Sample ID	Sample Type	Collect Date/Time	Lab ID	Matrix	Preserved Containers: Unpreserved						Requested Analysis: EPA 1613											LAB USE ONLY
1	C-6	PS	7/13/2017 09:50	35324052001	Drinking	2						X											001
2																							
3																							
4																							
5																							

Transfers	Released By	Date/Time	Received By	Date/Time
1	[illegible] 7/17/17	1700	[illegible] /PACE	7/18/17 9:50
2				
3				

Comments:

Cooler Temperature on Receipt 0.2 °C | **Custody Seal** Y or N | **Received on Ice** Y or N | **Samples Intact** Y or N

****In order to maintain client confidentiality, location/name of the sampling site, sampler's name and signature may not be provided on this COC document. This chain of custody is considered complete as is since this information is available in the owner laboratory.*

Pace Analytical	Document Name: **Sample Condition Upon Receipt Form**	Document Revised: 19Dec2016 Page 1 of 2
	Document No.: **F-MN-L-213-rev.20**	Issuing Authority: Pace Minnesota Quality Office

Sample Condition Upon Receipt

Client Name: Pace Ormond Beach

Project #: WO# 10396064

Courier: ☒ Fed Ex ☐ UPS ☐ USPS ☐ Client ☐ Commercial ☐ Pace ☐ SpeeDee ☐ Other:

Tracking Number: 7422-5599-7553

Custody Seal on Cooler/Box Present? ☐ Yes ☒ No **Seals Intact?** ☐ Yes ☒ No

Optional: Proj. Due Date: Proj. Name:

Packing Material: ☐ Bubble Wrap ☒ Bubble Bags ☐ None ☐ Other: **Temp Blank?** ☐ Yes ☒ No

Thermometer Used: ☒ 151401163 ☐ 151401164

Type of Ice: ☒ Wet ☐ Blue ☐ None ☐ Samples on ice, cooling process has begun

Cooler Temp Read (°C): 0.2 **Cooler Temp Corrected (°C):** 0.2 **Biological Tissue Frozen?** ☐ Yes ☐ No ☒ N/A

Temp should be above freezing to 6°C **Correction Factor:** True **Date and Initials of Person Examining Contents:** 7/18/17 SD

USDA Regulated Soil (☒ N/A, water sample)

Did samples originate in a quarantine zone within the United States: AL, AR, CA, FL, GA, ID, LA. MS, NC, NM, NY, OK, OR, SC, TN, TX or VA (check maps)? ☐ Yes ☐ No

Did samples originate from a foreign source (internationally, including Hawaii and Puerto Rico)? ☐ Yes ☐ No

If Yes to either question, fill out a Regulated Soil Checklist (F-MN-Q-338) and include with SCUR/COC paperwork.

				COMMENTS:
Chain of Custody Present?	☒ Yes	☐ No		1.
Chain of Custody Filled Out?	☒ Yes	☐ No		2.
Chain of Custody Relinquished?	☒ Yes	☐ No		3.
Sampler Name and/or Signature on COC?	☒ Yes	☐ No	☐ N/A	4.
Samples Arrived within Hold Time?	☒ Yes	☐ No		5.
Short Hold Time Analysis (<72 hr)?	☐ Yes	☒ No		6.
Rush Turn Around Time Requested?	☐ Yes	☒ No		7.
Sufficient Volume?	☒ Yes	☐ No		8.
Correct Containers Used?	☒ Yes	☐ No		9.
-Pace Containers Used?	☒ Yes	☐ No		
Containers Intact?	☒ Yes	☐ No		10.
Filtered Volume Received for Dissolved Tests?	☐ Yes	☐ No	☒ N/A	11. Note if sediment is visible in the dissolved container
Sample Labels Match COC? -Includes Date/Time/ID/Analysis Matrix: WT	☒ Yes	☐ No		12.
All containers needing acid/base preservation have been checked?	☐ Yes	☐ No	☒ N/A	13. ☐ HNO_3 ☐ H_2SO_4 ☐ NaOH Positive for Res. Chlorine? Y N Sample #
All containers needing preservation are found to be in compliance with EPA recommendation? (HNO_3, H_2SO_4, <2pH, NaOH >9 Sulfide, NaOH>12 Cyanide)	☐ Yes	☐ No	☒ N/A	
Exceptions: VOA, Coliform, TOC/DOC Oil and Grease, DRO/8015 (water) and Dioxin.	☒ Yes	☐ No	☐ N/A	Initial when completed: Lot # of added preservative:
Headspace in VOA Vials (>6mm)?	☐ Yes	☐ No	☒ N/A	14.
Trip Blank Present?	☐ Yes	☐ No	☒ N/A	15.
Trip Blank Custody Seals Present?	☐ Yes	☐ No	☒ N/A	
Pace Trip Blank Lot # (if purchased):				

CLIENT NOTIFICATION/RESOLUTION **Field Data Required?** ☐ Yes ☐ No

Person Contacted: Date/Time:

Comments/Resolution:

Project Manager Review: Josh Porter **Date:** 7/18/2017

Note: Whenever there is a discrepancy affecting North Carolina compliance samples, a copy of this form will be sent to the North Carolina DEHNR Certification Office (i.e out of hold, incorrect preservative, out of temp, incorrect containers).

Pace Analytical Services, LLC.
1700 Elm Street - Suite 200
Minneapolis, MN, 55414

Tel: 612-607-1700
Fax: 612-607-6444

Drinking Water Analysis Results
2,3,7,8-TCDD -- USEPA Method 1613B

Sample ID.....C-6
Client..... PASI Florida
Lab Sample ID..... 35324052001-R

Date Collected.....07/13/2017
Date Received.....07/18/2017
Date Extracted.....07/31/2017

	Sample C-6	Method Blank	Lab Spike	Lab Spike Dup
[2,3,7,8-TCDD]	**ND**	ND	--	--
EDL	1.8 pg/L	1.8 pg/L	--	--
2,3,7,8-TCDD Recovery	--	--	89%	82%
Spike Recovery Limit	--	--	73-146%	73-146%
RPD			7.9%	
IS Recovery	**105%**	97%	104%	98%
IS Recovery Limits	31-137%	31-137%	25-141%	25-141%
CS Recovery	**103%**	94%	103%	96%
CS Recovery Limits	42-164%	42-164%	37-158%	37-158%
Filename	F170801B_24	F170801B_23	F170801B_21	F170801B_22
Analysis Date	08/02/2017	08/02/2017	08/02/2017	08/02/2017
Analysis Time	10:20	09:37	08:12	08:54
Analyst	SMT	SMT	SMT	SMT
Volume	0.953L	1.027L	1.010L	1.020L
Dilution	NA	NA	NA	NA
ICAL Date	01/11/2017	01/11/2017	01/11/2017	01/11/2017
CCAL Filename	F170801B_17	F170801B_17	F170801B_17	F170801B_17

! = Outside the Control Limits
ND = Not Detected
EDL = Estimated Detection Limit
Limits = Control Limits from Method 1613 (10/94 Revision), Tables 6A and 7A
RPD = Relative Percent Difference of Lab Spike Recoveries
IS = Internal Standard [2,3,7,8-TCDD- $^{13}C_{12}$]
CS = Cleanup Standard [2,3,7,8-TCDD- $^{37}Cl_4$]

Analyst: _____

Project No.....10396064

C-12

EnviroTest Laboratories Inc.

ANALYTICAL REPORT

Job Number: 420-123595-2

SDG Number: Clovewood

Job Description: LBG, Inc.

For:
Leggette, Brashears & Graham, Inc.
4 Research Drive
Shelton, CT 06464

Attention: Stacy Stieber

Debra Bayer
Customer Service Manager
dbayer@envirotestlaboratories.com
08/24/2017

NYSDOH ELAP does not certify for all parameters. EnviroTest Laboratories does hold certification for all analytes where certification is offered by ELAP unless otherwise specified in the Certification Information section of this report. Pursuant to NELAP, this report may not be reproduced, except in full, without written approval of the laboratory. EnviroTest Laboratories Inc. certifies that the analytical results contained herein apply only to the samples tested as received by our laboratory. All questions regarding this report should be directed to the EnviroTest Customer Service Representative.

EnviroTest Laboratories, Inc. Certifications and Approvals: NYSDOH 10142, NJDEP NY015, CTDOPH PH-0554

METHOD SUMMARY

Client: Leggette, Brashears & Graham, Inc.

Job Number: 420-123595-2
SDG Number: Clovewood

Description	Lab Location	Method	Preparation Method
Matrix: Water			
ICP Metals by 200.7	EnvTest	EPA 200.7 Rev 4.4	
Sample Filtration	EnvTest		FILTRATION
Total Metals Digestion for 200.7	EnvTest		EPA 200.7
200 Series Drinking Water Prep Determination Step	EnvTest		EPA 200.7/200.8
ICPMS Metals by 200.8	EnvTest	EPA 200.8 Rev.5.4	
200 Series Drinking Water Prep Determination Step	EnvTest		EPA 200.7/200.8
Total Metals Digestion for 200.8	EnvTest		EPA 200.8
Mercury in Water by CVAA	EnvTest	EPA 245.1 Rev.3.0	
Digestion for CVAA Mercury in Waters	EnvTest		EPA 245.1
Anions by Ion Chromatography	EnvTest	MCAWW 300.0	
Anions by Ion Chromatography	EnvTest	EPA 300.0 Rev. 2.1	
EPA 504.1 EDB	Pace	EPA 504.1	
EPA 505 Pesticide/PCB	Pace	EPA 505	
EPA 515 Chlorinated Acids	Pace	EPA 515	
Purgeable Organic Compounds in Water by GC/MS	EnvTest	EPA-DW 524.2	
EPA 525.2 Semivolatile Organics	Pace	EPA 525.2	
EPA 531.1 Carbamate Pesticides in Drinki	Pace	EPA 531.1	
EPA 900 Series GA/GB/RA226/RA228/Gamma	Radios	EPA 900	
Uranium	Radios	STL-STL EPA	
Heterotropic Plate Count	EnvTest	IDEXX SIMPLATE	
Odor, Threshold Test	EnvTest	SM20 SM 2150B	
Alkalinity, Titration Method	EnvTest	SM21 SM 2320B-97,-11	
Corrosivity LSI Calculation	EnvTest	SM20 SM 2330B	
Hardness by Calculation	EnvTest	SM20 SM 2340B-97,-11	
pH	EnvTest	SM19 SM 4500 H+ B	
Nitrite by Colormetric	EnvTest	SM20 SM 4500 NO2 B	
Total Coliform and Escherichia coli by Colilert - Presence/Absence	EnvTest	SMWW SM 9223	
Apparent Color	EnvTest	SM21 SM2120B-01,11	
Turbidity	EnvTest	SM21 SM2130B-01,11	
Total Dissolved Solids (Dried at 180 °C)	EnvTest	SM21 SM2540C-97,11	
Cyanide, Total: Colorimetric Method	EnvTest	SM21 SM4500 CN E-99	
Cyanide: Distillation	EnvTest		SM21 SM 4500 CN C
General Sub Contract Method	Pace	Subcontract	
General Sub Contract Method	Radios	Subcontract	

METHOD SUMMARY

Client: Leggette, Brashears & Graham, Inc.

Job Number: 420-123595-2
SDG Number: Clovewood

Description	Lab Location	Method	Preparation Method

Lab References:

EnvTest = EnviroTest

Pace = Pace Analytical - Ormond Beach

Radios = Pace Analytical Services, Inc.

Method References:

EPA = US Environmental Protection Agency

EPA-DW = "Methods For The Determination Of Organic Compounds In Drinking Water", EPA/600/4-88/039, December 1988 And Its Supplements.

IDEXX =

MCAWW = "Methods For Chemical Analysis Of Water And Wastes", EPA-600/4-79-020, March 1983 And Subsequent Revisions.

SM19 = "Standard Methods For The Examination Of Water And Wastewater", 19Th Edition, 1995."

SM20 = "Standard Methods For The Examination Of Water And Wastewater", 20th Edition."

SM21 = "Standard Methods For The Examination Of Water And Wastewater", 21st Edition

SMWW = "Standard Methods for the Examination of Water and Wastewater"

STL-STL = Severn Trent Laboratories, St. Louis, Facility Standard Operating Procedure.

METHOD / ANALYST SUMMARY

Client: Leggette, Brashears & Graham, Inc.

Job Number: 420-123595-2
SDG Number: Clovewood

Method	Analyst	Analyst ID
EPA-DW 524.2	Andersen, Eric C	ECA
EPA 200.7 Rev 4.4	Sirico, Derek	DS
EPA 200.8 Rev.5.4	Sirico, Derek	DS
EPA 245.1 Rev.3.0	Sirico, Derek	DS
SM20 SM 2340B-97,-11	Sirico, Derek	DS
MCAWW 300.0	Luis, Carlos	CL
EPA 300.0 Rev. 2.1	Luis, Carlos	CL
IDEXX SIMPLATE	O'Driscoll, Kate	KO
SM20 SM 2150B	O'Driscoll, Kate	KO
SM21 SM 2320B-97,-11	Tramantano, Matt	MT
SM20 SM 2330B	Cusack, Renee	RC
SM19 SM 4500 H+ B	O'Driscoll, Kate	KO
SM20 SM 4500 NO2 B	Grant, Ameya	AG
SMWW SM 9223	Grant, Ameya	AG
SM21 SM2120B-01,11	O'Driscoll, Kate	KO
SM21 SM2130B-01,11	O'Driscoll, Kate	KO
SM21 SM2540C-97,11	O'Driscoll, Kate	KO
SM21 SM4500 CN E-99	Osborne, Amy	AO

SAMPLE SUMMARY

Client: Leggette, Brashears & Graham, Inc.

Job Number: 420-123595-2
SDG Number: Clovewood

Lab Sample ID	Client Sample ID	Client Matrix	Date/Time Sampled	Date/Time Received
420-123595-2	C - 12	Drinking Water	07/13/2017 1020	07/13/2017 1000

Client: Leggette, Brashears & Graham, Inc.

Job Number: 420-123595-2
Sdg Number: Clovewood

Client Sample ID: **C - 12**

Lab Sample ID: 420-123595-2
Client Matrix: Drinking Water

Date Sampled: 07/13/2017 1020
Date Received: 07/13/2017 1000

524.2 Purgeable Organic Compounds in Water by GC/MS

Method: 524.2
Preparation: N/A
Dilution: 1.0
Date Analyzed: 07/14/2017 1844
Date Prepared: N/A

Analysis Batch: 420-112453

Instrument ID: Agilent 7890A/5975C
Lab File ID: X071419.D
Initial Weight/Volume: 5 mL
Final Weight/Volume: 5 mL

Analyte	Result (ug/L)	Qualifier	RL
1,1,1,2-Tetrachloroethane	<0.500		0.500
1,1,1-Trichloroethane	<0.500		0.500
1,1,2,2-Tetrachloroethane	<0.500		0.500
1,1,2-Trichloroethane	<0.500		0.500
1,1-Dichloroethane	<0.500		0.500
1,1-Dichloroethene	<0.500		0.500
1,1-Dichloropropene	<0.500		0.500
1,2,3-Trichlorobenzene	<0.500		0.500
1,2,3-Trichloropropane	<0.500		0.500
1,2,4-Trichlorobenzene	<0.500		0.500
1,2,4-Trimethylbenzene	<0.500		0.500
1,2-Dichloroethane	<0.500		0.500
1,2-Dichlorobenzene	<0.500		0.500
1,2-Dichloropropane	<0.500		0.500
1,3-Dichloropropane	<0.500		0.500
1,4-Dichlorobenzene	<0.500		0.500
2,2-Dichloropropane	<0.500		0.500
Benzene	<0.500		0.500
Bromobenzene	<0.500		0.500
Bromochloromethane	<0.500		0.500
Bromomethane	<0.500		0.500
n-Butylbenzene	<0.500		0.500
cis-1,2-Dichloroethene	<0.500		0.500
cis-1,3-Dichloropropene	<0.500		0.500
Carbon tetrachloride	<0.500		0.500
Chlorobenzene	<0.500		0.500
Chloroethane	<0.500		0.500
Chloromethane	<0.500		0.500
Dibromomethane	<0.500		0.500
Ethylbenzene	<0.500		0.500
Dichlorodifluoromethane	<0.500		0.500
Hexachlorobutadiene	<0.500		0.500
Isopropylbenzene	<0.500		0.500
p-Isopropyltoluene	<0.500		0.500
Methylene Chloride	<0.500		0.500
m-Xylene & p-Xylene	<1.00		1.00
Methyl tert-butyl ether	<0.500		0.500
o-Xylene	<0.500		0.500
Tetrachloroethene	<0.500		0.500
Toluene	<0.500		0.500
trans-1,2-Dichloroethene	<0.500		0.500
trans-1,3-Dichloropropene	<0.500		0.500
Trichloroethene	<0.500		0.500
tert-Butylbenzene	<0.500		0.500

Client: Leggette, Brashears & Graham, Inc.

Job Number: 420-123595-2
Sdg Number: Clovewood

Client Sample ID: **C - 12**

Lab Sample ID: 420-123595-2
Client Matrix: Drinking Water

Date Sampled: 07/13/2017 1020
Date Received: 07/13/2017 1000

524.2 Purgeable Organic Compounds in Water by GC/MS

Method: 524.2
Preparation: N/A
Dilution: 1.0
Date Analyzed: 07/14/2017 1844
Date Prepared: N/A

Analysis Batch: 420-112453

Instrument ID: Agilent 7890A/5975C
Lab File ID: X071419.D
Initial Weight/Volume: 5 mL
Final Weight/Volume: 5 mL

Analyte	Result (ug/L)	Qualifier	RL
Trichlorofluoromethane	<0.500		0.500
Vinyl chloride	<0.500		0.500
Xylenes, Total	<1.50		1.50
Styrene	<0.500		0.500
sec-Butylbenzene	<0.500		0.500
1,3,5-Trimethylbenzene	<0.500		0.500
N-Propylbenzene	<0.500		0.500
1,3-Dichlorobenzene	<0.500		0.500
2-Chlorotoluene	<0.500		0.500
4-Chlorotoluene	<0.500		0.500

Surrogate	%Rec	Acceptance Limits
4-Bromofluorobenzene	101	71 - 120
Toluene-d8 (Surr)	119	79 - 121
1,2-Dichloroethane-d4 (Surr)	121	70 - 128

Client: Leggette, Brashears & Graham, Inc.

Job Number: 420-123595-2
Sdg Number: Clovewood

Client Sample ID: **C - 12**

Lab Sample ID:	420-123595-2	Date Sampled:	07/13/2017 1020
Client Matrix:	Drinking Water	Date Received:	07/13/2017 1000

200.7 Rev 4.4 ICP Metals by 200.7

Method:	200.7 Rev 4.4	Analysis Batch: 420-112479	Instrument ID:	Thermo ICP
Preparation:	200.7/200.8	Prep Batch: 420-112493	Lab File ID:	N/A
Dilution:	1.0		Initial Weight/Volume:	50 mL
Date Analyzed:	07/17/2017 1440		Final Weight/Volume:	50 mL
Date Prepared:	07/17/2017 0925			

Analyte	Result (ug/L)	Qualifier	RL
Iron	<60.0		60.0
Manganese	<10.0		10.0
Sodium	6870		200
Zinc	28.4		20.0

200.7 Rev 4.4 ICP Metals by 200.7-Dissolved

Method:	200.7 Rev 4.4	Analysis Batch: 420-112597	Instrument ID:	Thermo ICP
Preparation:	200.7	Prep Batch: 420-112501	Lab File ID:	N/A
Dilution:	1.0		Initial Weight/Volume:	50 mL
Date Analyzed:	07/19/2017 1801		Final Weight/Volume:	50 mL
Date Prepared:	07/17/2017 1505			

Analyte	Result (ug/L)	Qualifier	RL
Iron	<60.0		60.0
Manganese	<10.0		10.0

Client: Leggette, Brashears & Graham, Inc.

Job Number: 420-123595-2
Sdg Number: Clovewood

Client Sample ID: **C - 12**

Lab Sample ID:	420-123595-2	Date Sampled:	07/13/2017 1020
Client Matrix:	Drinking Water	Date Received:	07/13/2017 1000

200.8 Rev.5.4 ICPMS Metals by 200.8

Method:	200.8 Rev.5.4	Analysis Batch: 420-112457	Instrument ID:	Perkin Elmer ELAN
Preparation:	200.7/200.8	Prep Batch: 420-112493	Lab File ID:	N/A
Dilution:	1.0		Initial Weight/Volume:	50 mL
Date Analyzed:	07/17/2017 1324		Final Weight/Volume:	50 mL
Date Prepared:	07/17/2017 0925			

Analyte	Result (ug/L)	Qualifier	RL
Lead	<1.00		1.00
Arsenic	<1.40		1.40
Beryllium	<0.300		0.300
Cadmium	<1.00		1.00
Chromium	<7.00		7.00
Nickel	1.96		0.500
Antimony	<0.400		0.400
Thallium	<0.300		0.300
Barium	6.80		2.00
Selenium	<2.00		2.00

Method:	200.8 Rev.5.4	Analysis Batch: 420-112536	Instrument ID:	Perkin Elmer ELAN
Preparation:	200.8	Prep Batch: 420-112520	Lab File ID:	N/A
Dilution:	1.0		Initial Weight/Volume:	50 mL
Date Analyzed:	07/18/2017 1721		Final Weight/Volume:	50 mL
Date Prepared:	07/17/2017 1800			

Analyte	Result (ug/L)	Qualifier	RL
Silver	<1.00		1.00

245.1 Rev.3.0 Mercury in Water by CVAA

Method:	245.1 Rev.3.0	Analysis Batch: 420-112511	Instrument ID:	Perkin Elmer FIMS
Preparation:	245.1	Prep Batch: 420-112451	Lab File ID:	N/A
Dilution:	1.0		Initial Weight/Volume:	25 mL
Date Analyzed:	07/18/2017 1211		Final Weight/Volume:	25 mL
Date Prepared:	07/17/2017 1115			

Analyte	Result (ug/L)	Qualifier	RL
Mercury	<0.200		0.200

Client: Leggette, Brashears & Graham, Inc.

Job Number: 420-123595-2
Sdg Number: Clovewood

Client Sample ID: **C - 12**

Lab Sample ID:	420-123595-2	Date Sampled:	07/13/2017 1020
Client Matrix:	Drinking Water	Date Received:	07/13/2017 1000

SM 2340B-97,-11 Hardness by Calculation

Method:	SM 2340B-97,-11	Analysis Batch: 420-112535	Instrument ID:	None
Preparation:	N/A		Lab File ID:	N/A
Dilution:	1.0		Initial Weight/Volume:	
Date Analyzed:	07/17/2017 1440		Final Weight/Volume:	
Date Prepared:	N/A			

Analyte	Result (mg/L)	Qualifier	RL
Calcium hardness as calcium carbonate	110		1.25

Client: Leggette, Brashears & Graham, Inc.

Job Number: 420-123595-2
Sdg Number: Clovewood

Biology

Client Sample ID: **C - 12**

Lab Sample ID: 420-123595-2
Client Matrix: Drinking Water

Date Sampled: 07/13/2017 1020
Date Received: 07/13/2017 1000

Analyte	Result	Qual	Units	Dil	Method
Coliform, Total	Present	g	CFU/100mL	1.0	SM 9223
Anly Batch: 420-112380	Date Analyzed	07/13/2017 1510			
Escherichia coli	Present	g	CFU/100mL	1.0	SM 9223
Anly Batch: 420-112380	Date Analyzed	07/13/2017 1510			

Analyte	Result	Qual	Units	RL	Dil	Method
Heterotrophic Plate Count	28.0		CFU/mL	2.00	1.0	SIMPLATE
Anly Batch: 420-112413	Date Analyzed	07/13/2017 1550				

General Chemistry

Client: Leggette, Brashears & Graham, Inc.

Job Number: 420-123595-2
Sdg Number: Clovewood

General Chemistry

Client Sample ID: **C - 12**

Lab Sample ID: 420-123595-2
Client Matrix: Drinking Water

Date Sampled: 07/13/2017 1020
Date Received: 07/13/2017 1000

Analyte	Result	Qual	Units	RL	Dil	Method
Nitrate as N	<0.250		mg/L	0.250	1.0	300.0
	Anly Batch: 420-112412	Date Analyzed	07/13/2017 1631			

Analyte	Result	Qual	Units	Dil	Method
Langelier Index	-0.0500		NONE	1.0	SM 2330B
	Anly Batch: 420-112765	Date Analyzed	07/26/2017 1302		

Client: Leggette, Brashears & Graham, Inc.

Job Number: 420-123595-2
Sdg Number: Clovewood

General Chemistry

Client Sample ID: **C - 12**

Lab Sample ID: 420-123595-2
Client Matrix: Drinking Water

Date Sampled: 07/13/2017 1020
Date Received: 07/13/2017 1000

Analyte	Result	Qual	Units	RL	Dil	Method
Alkalinity	115		mg/L	5.00	1.0	SM 2320B-97,-11
Anly Batch: 420-112669	Date Analyzed		07/21/2017 1730			
Total Dissolved Solids	168		mg/L	5.00	1.0	SM2540C-97,11
Anly Batch: 420-112602	Date Analyzed		07/20/2016 1700			
Sulfate	20.0		mg/L	5.00	1.0	300.0 Rev. 2.1
Anly Batch: 420-112412	Date Analyzed		07/13/2017 1631			
Fluoride	<0.500		mg/L	0.500	1.0	300.0 Rev. 2.1
Anly Batch: 420-112412	Date Analyzed		07/13/2017 1631			
Chloride	9.06		mg/L	3.00	2.0	300.0 Rev. 2.1
Anly Batch: 420-112447	Date Analyzed		07/14/2017 2321			
Cyanide, Total	<0.00500		mg/L	0.00500	1.0	SM4500 CN E-99
Anly Batch: 420-112524	Date Analyzed		07/18/2017 1400			
Prep Batch:	Date Prepared:		07/14/2017 1300			
Apparent Color	5.00		Pt-Co	2.00	1.0	SM2120B-01,11
Anly Batch: 420-112486	Date Analyzed		07/13/2017 1747			
pH@color measurement	7.62		SU	2.00	1.0	SM2120B-01,11
Anly Batch: 420-112486	Date Analyzed		07/13/2017 1747			
Turbidity	0.482		NTU	0.100	1.0	SM2130B-01,11
Anly Batch: 420-112420	Date Analyzed		07/13/2017 1810			
Odor	1.00		T.O.N.	1.00	1.0	SM 2150B
Anly Batch: 420-112485	Date Analyzed		07/13/2017 1800			
Temp @ Odor Measurement	60.0		Degrees C	5.00	1.0	SM 2150B
Anly Batch: 420-112485	Date Analyzed		07/13/2017 1800			
pH	7.62	H	SU	0.200	1.0	SM 4500 H+ B
Anly Batch: 420-112487	Date Analyzed		07/13/2017 1745			
Temp @ pH Measurement	17.3		Degrees C	5.00	1.0	SM 4500 H+ B
Anly Batch: 420-112487	Date Analyzed		07/13/2017 1745			
Nitrite as N	<0.0100		mg/L	0.0100	1.0	SM 4500 NO2 B
Anly Batch: 420-112510	Date Analyzed		07/14/2017 1047			

DATA REPORTING QUALIFIERS

Client: Leggette, Brashears & Graham, Inc.

Job Number:
Sdg Number: Clovewood

Lab Section	Qualifier	Description
General Chemistry		
	H	Sample was prepped or analyzed beyond the specified holding time
Biology		
	g	Result fails applicable NYS drinking water standards

Certification Information

Client: Leggette, Brashears & Graham, Inc.

Job Number:

Sdg Number: Clovewood

The following analytes are Not Part of the ELAP scope of accreditation:

Sulfur, Tungsten, Silicon, Bicarbonate Alkalinity, 7 Day BOD 5210C, 28 Day BOD, Soluble BOD, Carbon Dioxide, Carbonate Alkalinity, CBOD Soluble, Chlorine, Cyanide (WAD), Ferrous Iron, Ferric Iron, Total Nitrogen, Total Organic Nitrogen, Dissolved Oxygen, pH, Phenolphthalein Alkalinity, Solids (Fixed), Solids (Percent), Solids (Percent Moisture) , Solids (Percent Volatile), Solids (Volatile Suspended), Temperature, TKN (Soluble), COD (Soluble), Total Inorganic Carbon, Volatile Acids as Acetic Acid, 2-Aminopyridine, 3-Picoline, 1-Methyl-2-pyrrilidinone, Aziridine, Dimethyl sulfoxide, 1-Chlorohexane, Iron Bacteria, Salmonella, & Sulfur Reducing Bacteria.

The following analytes are Not Part of ELAP Potable Water scope of accreditation:

Cobalt (200.7, 200.8), Tin (200.7), Strontium (200.7), Gold (200.7), Platinum (200.7), Palladium (200.7), Titanium (200.7), Phosphorus (365.3), Nitrate-Nitrite (10-107-4-1C, 353.2), m-Xylene & p-Xylene (502.2, 524), Naphthalene (502.2), o-Xylene (502.2, 524), & Fecal Coliform (9222D).

The following analytes are Not Part of ELAP Solid and Hazardous Waste scope of accreditation:

Ammonia (SM 4500NH3G), TKN (351.2), Phosphorus (365.3), 1,2-Dichloro-1,1,2-trifluoroethane (8260), & Chlorodifluoromethane (8260).

The following analytes are Not Part of ELAP Non Potable Water scope of accreditation:

Dissolved Organic Carbon (5310C), Mecoprop (8151A), & MCPA (8151A).

Definitions and Glossary

Client: Leggette, Brashears & Graham, Inc.

Job Number:

Sdg Number: Clovewood

Abbreviation	These commonly used abbreviations may or may not be present in this report.
%R	Percent Recovery
DL, RA, RE	Indicates a Dilution, Reanalysis or Reextraction.
EPA	United States Environmental Protection Agency
MDL	Method Detection Limit - an estimate of the minimum amount of a substance that an analytical process can reliably detect. A MDL is analyte- and matrix-specific and may be laboratory-dependent.
ND	Not detected at the reporting limit (or MDL if shown).
QC	Quality Control
RL	Reporting Limit - the minimum levels, concentrations, or quantities of a target variable (e.g., target analyte) that can be reported with a specified degree of confidence.
RPD	Relative Percent Difference - a measure of the relative difference between two points.

EnviroTest Laboratories, Inc.

CHAIN OF CUSTODY

123595-2

REPORT# (Lab Use Only)

Lab Name: EnviroTest Laboratories
Address & Phone: 315 Fullerton Avenue, Newburgh, New York 12550 845-562-0890

PROJECT REFERENCE	PROJECT NO.	PROJECT LOCATION
Clovewood		
ENVIROTEST PROJECT MANAGER: Debra Bayer	P.O. NUMBER	TOWN
CLIENT (SITE) PM: LBG, Inc.	CLIENT PHONE: 203-929-8555	CLIENT FAX
CLIENT NAME: Stacy Stieber		
CLIENT ADDRESS: 4 Research Drive, Suite 204, Shelton, CT 06484		
COMPANY CONTRACTING THIS WORK (if applicable):		

PAGE 1 of 1

TURNAROUND TIME: NORMAL X; QUICK ____; VERBAL ____

#OF COOLERS: 1

SAMPLE DATE	SAMPLE TIME	SAMPLE IDENTIFICATION	MATRIX TYPE: COMPOSITE (C) OR GRAB (G) INDICATE	AQUEOUS (WATER)	D (Drinking Water) or W (Waste Water) Indicate	SOLID OR SEMISOLID	OTHER Specify	MPA C/G kit	40ml Vials HCl	40ml Sodium Thio.	250ml Amber Sodium Thio.	Liter Amber HCl/Na2SO3	250ml Plastic Nitric Acid	40ml Mon/Sod.Thio(liquid)	Liter Plastic	250ml Plastic Sodium Hyd.	125ml Plastic Sterile	Liter Plastic Nitric	40ml Vials Unpres	REMARKS
7/13/14	1020	C-12			D				3	2	1	2	1	2	4	1	2	5	2	Table 8B (Sb,As,Ba,Be,Cd,Cr,Cn,Hg,Ni
																				Se,Tl,F)
																				Table 8C (NO3,NO2)
								2-Liter Amber Unpres.												Table 8D (Cl,Fe,Mn,Ag,Na,SO4,Zn,Odor,Color)
								1-250ml Amber Unpres.												524.2 (POC,MTBE,Vinyl Chloride)
								3-250ml Plastic Unpres. (no air)												SOCs (504,508,515,525,531,547,548,549,Dioxin)
								2-40ml Amber Sodium Thio.												Additional Tests (Total coliform
								1-500ml Amber Sodium Thio.												thru Zinc)
								1-Liter Amber Plastic Sodium Thio.&H2SO4												Radio(Gross Alpha/Beta,Radium-226/228,Uranium)
								2-Liter Amber Sodium Thio.												Radon
																				Dissolved Fe, Mn

RELINQUISHED BY: (SIGNATURE)	COMPANY	DATE	TIME	RECEIVED BY: (SIGNATURE)	COMPANY	DATE	TIME
[signature]	LBG	7/13/17	1143				
SAMPLED BY: (SIGNATURE) [signature]	COMPANY LBG	DATE 7/13/17	TIME 1020	RECEIVED BY: (SIGNATURE)	COMPANY	DATE	TIME
RELINQUISHED BY: (SIGNATURE)	COMPANY	DATE	TIME	RECEIVED BY: (SIGNATURE)	COMPANY	DATE	TIME

SUBCONTACT: PACE-SOCs, Radio, Radon; ASI-MPA/Crypto/Giardia

RECEIVED FOR LABORATORY BY: (SIGNATURE)	DATE	TIME	CUSTODY INTACT YES NO	Cooler Temp:	LABORATORY REMARKS:
[signature]	7/13/17	1143		3.5°C	ICE ✓ pH____ CL2____ Reveiwed by____

08/24/2017

LOGIN SAMPLE RECEIPT CHECK LIST

Client: Leggette, Brashears & Graham, Inc.

Job Number: 420-123595-2
SDG Number: Clovewood

Login Number: **123595**

Question	T/F/NA	Comment
Samples were collected by ETL employee as per SOP-SAM-1	NA	
The cooler's custody seal, if present, is intact.	NA	
The cooler or samples do not appear to have been compromised or tampered with.	True	
Samples were received on ice.	True	
Cooler Temperature is recorded.	True	3.5C
Cooler Temp. is within method specified range.(0-6 C PW, 0-8 C NPW, or BAC <10 C	True	
If false, was sample received on ice within 6 hours of collection.	NA	
Based on above criteria cooler temperature is acceptable.	True	
COC is present.	True	
COC is filled out in ink and legible.	True	
COC is filled out with all pertinent information.	True	
There are no discrepancies between the sample IDs on the containers and the COC.	True	
Samples are received within Holding Time.	False	pH
Sample containers have legible labels.	True	
Containers are not broken or leaking.	True	
Sample collection date/times are provided.	True	
Appropriate sample containers are used.	True	
Sample bottles are completely filled.	True	
There is sufficient vol. for all requested analyses, incl. any requested MS/MSDs	True	
VOA sample vials do not have headspace or bubble is <6mm (1/4") in diameter.	True	
If necessary, staff have been informed of any short hold time or quick TAT needs	True	
Multiphasic samples are not present.	True	
Samples do not require splitting or compositing.	True	

Pace Analytical Services, LLC
1638 Roseytown Road - Suites 2,3,4
Greensburg, PA 15601
(724)850-5600

August 03, 2017

Ms. Debra Bayer
EnviroTest Laboratories, Inc.
315 Fullerton Avenue
Newburgh, NY 12550

RE: Project: 42001269
Pace Project No.: 30224100

Dear Ms. Bayer:
Enclosed are the analytical results for sample(s) received by the laboratory on July 14, 2017. The results relate only to the samples included in this report. Results reported herein conform to the most current, applicable TNI/NELAC standards and the laboratory's Quality Assurance Manual, where applicable, unless otherwise noted in the body of the report.

If you have any questions concerning this report, please feel free to contact me.

Sincerely,

Jacquelyn Collins
jacquelyn.collins@pacelabs.com
(724)850-5612
Project Manager

Enclosures

cc: Janine Rader, EnviroTest Laboratories, Inc.

This report shall not be reproduced, except in full,
without the written consent of Pace Analytical Services, LLC.

Pace Analytical Services, LLC
1638 Roseytown Road - Suites 2,3,4
Greensburg, PA 15601
(724)850-5600

CERTIFICATIONS

Project: 42001269
Pace Project No.: 30224100

Pennsylvania Certification IDs

1638 Roseytown Rd Suites 2,3&4, Greensburg, PA 15601
L-A-B DOD-ELAP Accreditation #: L2417
Alabama Certification #: 41590
Arizona Certification #: AZ0734
Arkansas Certification
California Certification #: 04222CA
Colorado Certification
Connecticut Certification #: PH-0694
Delaware Certification
Florida/TNI Certification #: E87683
Georgia Certification #: C040
Guam Certification
Hawaii Certification
Idaho Certification
Illinois Certification
Indiana Certification
Iowa Certification #: 391
Kansas/TNI Certification #: E-10358
Kentucky Certification #: 90133
Louisiana DHH/TNI Certification #: LA140008
Louisiana DEQ/TNI Certification #: 4086
Maine Certification #: PA00091
Maryland Certification #: 308
Massachusetts Certification #: M-PA1457
Michigan/PADEP Certification
Missouri Certification #: 235
Montana Certification #: Cert 0082
Nebraska Certification #: NE-05-29-14
Nevada Certification #: PA014572015-1
New Hampshire/TNI Certification #: 2976
New Jersey/TNI Certification #: PA 051
New Mexico Certification #: PA01457
New York/TNI Certification #: 10888
North Carolina Certification #: 42706
North Dakota Certification #: R-190
Oregon/TNI Certification #: PA200002
Pennsylvania/TNI Certification #: 65-00282
Puerto Rico Certification #: PA01457
Rhode Island Certification #: 65-00282
South Dakota Certification
Tennessee Certification #: TN2867
Texas/TNI Certification #: T104704188-14-8
Utah/TNI Certification #: PA014572015-5
USDA Soil Permit #: P330-14-00213
Vermont Dept. of Health: ID# VT-0282
Virgin Island/PADEP Certification
Virginia/VELAP Certification #: 460198
Washington Certification #: C868
West Virginia DEP Certification #: 143
West Virginia DHHR Certification #: 9964C
Wisconsin Certification
Wyoming Certification #: 8TMS-L

This report shall not be reproduced, except in full,
without the written consent of Pace Analytical Services, LLC.

Pace Analytical Services, LLC
1638 Roseytown Road - Suites 2,3,4
Greensburg, PA 15601
(724)850-5600

SAMPLE SUMMARY

Project: 42001269
Pace Project No.: 30224100

Lab ID	Sample ID	Matrix	Date Collected	Date Received
30224100001	**C-12 (420-123595-2)**	Drinking Water	07/13/17 10:20	07/14/17 10:20

This report shall not be reproduced, except in full,
without the written consent of Pace Analytical Services, LLC.

Pace Analytical Services, LLC
1638 Roseytown Road - Suites 2,3,4
Greensburg, PA 15601
(724)850-5600

SAMPLE ANALYTE COUNT

Project: 42001269
Pace Project No.: 30224100

Lab ID	Sample ID	Method	Analysts	Analytes Reported
30224100001	**C-12 (420-123595-2)**	SM7500RnB-07	NEG	1
		EPA 900.0	NEG	2
		EPA 903.1	WRR	1
		EPA 904.0	VAL	1
		ASTM D5174-97	RMK	1

This report shall not be reproduced, except in full,
without the written consent of Pace Analytical Services, LLC.

Pace Analytical Services, LLC
1638 Roseytown Road - Suites 2,3,4
Greensburg, PA 15601
(724)850-5600

ANALYTICAL RESULTS - RADIOCHEMISTRY

Project: 42001269
Pace Project No.: 30224100

Sample: C-12 (420-123595-2) **Lab ID: 30224100001** Collected: 07/13/17 10:20 Received: 07/14/17 10:20 Matrix: Drinking Water
PWS: Site ID: Sample Type:

Parameters	Method	Act ± Unc (MDC) Carr Trac	Units	Analyzed	CAS No.	Qual
Radon	SM7500RnB-07	**757 ± 51.4 (45.6)** **C:NA T:NA**	pCi/L	07/15/17 06:34	10043-92-2	
Gross Alpha	EPA 900.0	**0.718 ± 1.28 (2.89)** **C:NA T:NA**	pCi/L	07/24/17 08:37	12587-46-1	
Gross Beta	EPA 900.0	**0.949 ± 0.730 (1.47)** **C:NA T:NA**	pCi/L	07/24/17 08:37	12587-47-2	
Radium-226	EPA 903.1	**0.301 ± 0.391 (0.647)** **C:NA T:93%**	pCi/L	07/26/17 12:51	13982-63-3	
Radium-228	EPA 904.0	**0.459 ± 0.347 (0.703)** **C:77% T:82%**	pCi/L	07/27/17 11:16	15262-20-1	
Total Uranium	ASTM D5174-97	**0.717 ± 0.025 (0.193)** **C:NA T:NA**	ug/L	08/03/17 16:26	7440-61-1	

This report shall not be reproduced, except in full,
without the written consent of Pace Analytical Services, LLC.

Pace Analytical Services, LLC
1638 Roseytown Road - Suites 2,3,4
Greensburg, PA 15601
(724)850-5600

QUALITY CONTROL - RADIOCHEMISTRY

Project: 42001269
Pace Project No.: 30224100

QC Batch: 265143
QC Batch Method: ASTM D5174-97
Analysis Method: ASTM D5174-97
Analysis Description: D5174.97 Total Uranium KPA
Associated Lab Samples: 30224100001

METHOD BLANK: 1306496
Matrix: Water
Associated Lab Samples: 30224100001

Parameter	Act ± Unc (MDC) Carr Trac	Units	Analyzed	Qualifiers
Total Uranium	0.064 ± 0.004 (0.193) C:NA T:NA	ug/L	08/03/17 11:33	

Results presented on this page are in the units indicated by the "Units" column except where an alternate unit is presented to the right of the result.

REPORT OF LABORATORY ANALYSIS

This report shall not be reproduced, except in full,
without the written consent of Pace Analytical Services, LLC.

Pace Analytical Services, LLC
1638 Roseytown Road - Suites 2,3,4
Greensburg, PA 15601
(724)850-5600

QUALITY CONTROL - RADIOCHEMISTRY

Project: 42001269
Pace Project No.: 30224100

QC Batch: 265053 | Analysis Method: SM7500RnB-07
QC Batch Method: SM7500RnB-07 | Analysis Description: 7500Rn B Radon
Associated Lab Samples: 30224100001

METHOD BLANK: 1305441 | Matrix: Water
Associated Lab Samples: 30224100001

Parameter	Act ± Unc (MDC) Carr Trac	Units	Analyzed	Qualifiers
Radon	2.8 ± 18.8 (32.7) C:NA T:NA	pCi/L	07/15/17 02:40	

Results presented on this page are in the units indicated by the "Units" column except where an alternate unit is presented to the right of the result.

This report shall not be reproduced, except in full,
without the written consent of Pace Analytical Services, LLC.

Pace Analytical Services, LLC
1638 Roseytown Road - Suites 2,3,4
Greensburg, PA 15601
(724)850-5600

QUALITY CONTROL - RADIOCHEMISTRY

Project: 42001269
Pace Project No.: 30224100

QC Batch: 265152 | Analysis Method: EPA 903.1
QC Batch Method: EPA 903.1 | Analysis Description: 903.1 Radium-226
Associated Lab Samples: 30224100001

METHOD BLANK: 1306510 | Matrix: Water
Associated Lab Samples: 30224100001

Parameter	Act ± Unc (MDC) Carr Trac	Units	Analyzed	Qualifiers
Radium-226	0.159 ± 0.312 (0.570) C:NA T:95%	pCi/L	07/26/17 12:14	

Results presented on this page are in the units indicated by the "Units" column except where an alternate unit is presented to the right of the result.

REPORT OF LABORATORY ANALYSIS

This report shall not be reproduced, except in full,
without the written consent of Pace Analytical Services, LLC.

Pace Analytical Services, LLC
1638 Roseytown Road - Suites 2,3,4
Greensburg, PA 15601
(724)850-5600

QUALITY CONTROL - RADIOCHEMISTRY

Project: 42001269
Pace Project No.: 30224100

QC Batch: 265148 | Analysis Method: EPA 900.0
QC Batch Method: EPA 900.0 | Analysis Description: 900.0 Gross Alpha/Beta
Associated Lab Samples: 30224100001

METHOD BLANK: 1306505 | Matrix: Water
Associated Lab Samples: 30224100001

Parameter	Act ± Unc (MDC) Carr Trac	Units	Analyzed	Qualifiers
Gross Alpha	-0.333 ± 0.399 (1.52) C:NA T:NA	pCi/L	07/24/17 08:35	
Gross Beta	-0.362 ± 0.578 (1.62) C:NA T:NA	pCi/L	07/24/17 08:35	

Results presented on this page are in the units indicated by the "Units" column except where an alternate unit is presented to the right of the result.

This report shall not be reproduced, except in full,
without the written consent of Pace Analytical Services, LLC.

Pace Analytical Services, LLC
1638 Roseytown Road - Suites 2,3,4
Greensburg, PA 15601
(724)850-5600

QUALITY CONTROL - RADIOCHEMISTRY

Project: 42001269
Pace Project No.: 30224100

QC Batch: 265158 | Analysis Method: EPA 904.0
QC Batch Method: EPA 904.0 | Analysis Description: 904.0 Radium 228
Associated Lab Samples: 30224100001

METHOD BLANK: 1306521 | Matrix: Water
Associated Lab Samples: 30224100001

Parameter	Act ± Unc (MDC) Carr Trac	Units	Analyzed	Qualifiers
Radium-228	0.0810 ± 0.316 (0.717) C:75% T:85%	pCi/L	07/27/17 11:14	

Results presented on this page are in the units indicated by the "Units" column except where an alternate unit is presented to the right of the result.

This report shall not be reproduced, except in full,
without the written consent of Pace Analytical Services, LLC.

Pace Analytical Services, LLC
1638 Roseytown Road - Suites 2,3,4
Greensburg, PA 15601
(724)850-5600

QUALIFIERS

Project: 42001269
Pace Project No.: 30224100

DEFINITIONS

DF - Dilution Factor, if reported, represents the factor applied to the reported data due to dilution of the sample aliquot.

ND - Not Detected at or above adjusted reporting limit.

TNTC - Too Numerous To Count

J - Estimated concentration above the adjusted method detection limit and below the adjusted reporting limit.

MDL - Adjusted Method Detection Limit.

PQL - Practical Quantitation Limit.

RL - Reporting Limit.

S - Surrogate

1,2-Diphenylhydrazine decomposes to and cannot be separated from Azobenzene using Method 8270. The result for each analyte is a combined concentration.

Consistent with EPA guidelines, unrounded data are displayed and have been used to calculate % recovery and RPD values.

LCS(D) - Laboratory Control Sample (Duplicate)

MS(D) - Matrix Spike (Duplicate)

DUP - Sample Duplicate

RPD - Relative Percent Difference

NC - Not Calculable.

SG - Silica Gel - Clean-Up

U - Indicates the compound was analyzed for, but not detected.

N-Nitrosodiphenylamine decomposes and cannot be separated from Diphenylamine using Method 8270. The result reported for each analyte is a combined concentration.

Act - Activity

Unc - Uncertainty: SDWA = 1.96 sigma count uncertainty, all other matrices = Expanded Uncertainty (95% confidence interval). Gamma Spec = Expanded Uncertainty (95.4% Confidence Interval)

(MDC) - Minimum Detectable Concentration

Trac - Tracer Recovery (%)

Carr - Carrier Recovery (%)

Pace Analytical is TNI accredited. Contact your Pace PM for the current list of accredited analytes.

TNI - The NELAC Institute.

This report shall not be reproduced, except in full,
without the written consent of Pace Analytical Services, LLC.

EnviroTest Laboratories, Inc.
315 Fullerton Avenue
Newburgh, NY 12550
Phone (845) 562-0890 Fax (845) 562-0841

Chain of Custody Record

EnviroTest Laboratories Inc.

Client Information (Sub Contract Lab)	Sampler: S Stieber of LBG 7/13/17	Lab PM: Bayer, Debra	Carrier Tracking No(s):	COC No: 420-9118.1
Client Contact: Shipping/Receiving	Phone:	E-Mail: dbayer@envirotestlaboratories.com		Page: Page 1 of 1
Company: Pace Analytical Services, Inc.				STL Job #: 420-123595-2
Address: 1638 Roseytown Rd,Suites 2,3,4, ,	Due Date Requested: 7/27/2017			
City: Greensburg	TAT Requested (days):			
State, Zip: PA, 15601				
Phone:	PO #:			
Email:	WO #:			
Project Name: LBG, Inc.	Project #: 42001269			
Site:	SSOW#:			

Analysis Requested

Sample Identification Client ID (Lab ID)	Sample Date	Sample Time	Sample Type (C=comp, G=grab)	Matrix (W=water, S=solid, O=waste/oil, BT=Tissue, A=Air)	Field Filtered Sample (Yes or No)	Perform MS/MSD (Yes or No)	SUBCONTRACT/ 900 GA/GB/RA 226/RA 228	SUBCONTRACT/ Total Uranium	SUBCONTRACT/ Radon	Total Number of containers	Special Instructions/Note:
			Preservation Code:								
C - 12 (420-123595-2)	7/13/17	10:20		Water			X	X	X	7	MS Spikes 7/13/17 03 001

Preservation Codes:

A - HCL	M - Hexane
B - NaOH	N - None
C - Zn Acetate	O - AsNaO2
D - Nitric Acid	P - Na2O4S
E - NaHSO4	Q - Na2SO3
F - MeOH	R - Na2S2SO3
G - Amchlor	S - H2SO4
H - Ascorbic Acid	T - TSP Dodecahydrate
I - Ice	U - Acetone
J - DI Water	V - MCAA
K - EDTA	W - ph 4-5
L - EDA	Z - other (specify)

Other:

WO#:30224100

30224100

Possible Hazard Identification
☐ *Non-Hazard* ☐ *Flammable* ☐ *Skin Irritant* ☐ *Poison B* ☐ *Unknown* ☐ *Radiological*

Sample Disposal (A fee may be assessed if samples are retained longer than 1 month)
☐ *Return To Client* ☐ *Disposal By Lab* ☐ *Archive For* _____ *Months*

Deliverable Requested: I, II, III, IV, Other (specify)

Special Instructions/QC Requirements:

Empty Kit Relinquished by:	Date:	Time:	Method of Shipment:		
Relinquished by: RD Mayer	Date/Time: 7/13/17 1425	Company: ETL	Received by:	Date/Time: 7/14/17 1020	Company: PACE
Relinquished by:	Date/Time:	Company	Received by:	Date/Time:	Company
Relinquished by:	Date/Time:	Company	Received by:	Date/Time:	Company
Custody Seals Intact: Δ Yes Δ No	Custody Seal No.:		Cooler Temperature(s) °C and Other Remarks:		

ev003 rev 01.13

Sample Condition Upon Receipt Pittsburgh

30224100

Pace Analytical

Client Name: Envirotest Labs. Project # _____

Label: ZH
LIMS Login: AINL

Courier: ☑ Fed Ex ☐ UPS ☐ USPS ☐ Client ☐ Commercial ☐ Pace Other _____

Tracking #: 7796 2547 3330

Custody Seal on Cooler/Box Present: ☐ yes ☑ no Seals Intact: ☐ yes ☐ no

Thermometer Used: 8 Type of Ice: (Wet) Blue None

Cooler Temperature Observed Temp: 3.5 °C Correction Factor: 0.0 °C Final Temp: 3.5 °C

Temp should be above freezing to 6°C

Date and Initials of person examining contents: ZH 7/14/17

Comments:	Yes	No	N/A	
Chain of Custody Present:	✓			1.
Chain of Custody Filled Out:	✓			2.
Chain of Custody Relinquished:	✓			3.
Sampler Name & Signature on COC:		✓		4.
Sample Labels match COC: -Includes date/time/ID Matrix: WT	✓			5.
Samples Arrived within Hold Time:	✓			6.
Short Hold Time Analysis (<72hr remaining):	✓			7.
Rush Turn Around Time Requested:		✓		8.
Sufficient Volume:	✓			9.
Correct Containers Used:	✓			10.
-Pace Containers Used:		✓		
Containers Intact:	✓			11.
Orthophosphate field filtered				12.
Organic Samples checked for dechlorination:			✓	13.
Filtered volume received for Dissolved tests			✓	14.
All containers have been checked for preservation.	✓			15.
All containers needing preservation are found to be in compliance with EPA recommendation.	✓			
exceptions: VOA, coliform, TOC, O&G, Phenolics				Initial when completed: ZH Date/time of preservation: Lot # of added preservative:
Headspace in VOA Vials (>6mm):			✓	16.
Trip Blank Present:			✓	17.
Trip Blank Custody Seals Present			✓	
Rad Aqueous Samples Screened > 0.5 mrem/hr		✓		Initial when completed: ZH Date: 7/14/17

Client Notification/ Resolution:

Person Contacted: _____ Date/Time: _____ Contacted By: _____

Comments/ Resolution: _____

☐ A check in this box indicates that additional information has been stored in ereports.

Note: Whenever there is a discrepancy affecting North Carolina compliance samples, a copy of this form will be sent to the North Carolina DEHNR Certification Office (i.e. out of hold, incorrect preservative, out of temp, incorrect containers)

*PM review is documented electronically in LIMS. When the Project Manager closes the SRF Review schedule in LIMS. The review is in the Status section of the Workorder Edit Screen.

J:\QAQC\Master\Document Management\Sample Mgt\Sample Condition Upon Receipt Pittsburgh (C056-5 5July2017)

Pace Analytical Services, LLC
8 East Tower Circle
Ormond Beach, FL 32174
(386)672-5668

August 07, 2017

Ron Bayer
EnviroTest Laboratories Inc.
315 Fullerton Avenue
Newburgh, NY 12550

RE: Project: LBG, Inc 42001269
Pace Project No.: 35324054

Dear Ron Bayer:
Enclosed are the analytical results for sample(s) received by the laboratory on July 14, 2017. The results relate only to the samples included in this report. Results reported herein conform to the most current, applicable TNI/NELAC standards and the laboratory's Quality Assurance Manual, where applicable, unless otherwise noted in the body of the report.

If you have any questions concerning this report, please feel free to contact me.

Sincerely,

Bo Garcia
bo.garcia@pacelabs.com
(386)672-5668
Project Manager

Enclosures

cc: Debra Bayer, EnviroTest Laboratories Inc.
Renee Cusack, EnviroTest Laboratories Inc.
Laura Marciano, EnviroTest Laboratories Inc.
Janine Rader, EnviroTest Laboratories Inc.
Meredith Ruthven, EnviroTest Laboratories Inc.

This report shall not be reproduced, except in full,
without the written consent of Pace Analytical Services, LLC.

Pace Analytical Services, LLC
8 East Tower Circle
Ormond Beach, FL 32174
(386)672-5668

CERTIFICATIONS

Project: LBG, Inc 42001269
Pace Project No.: 35324054

Ormond Beach Certification IDs

8 East Tower Circle, Ormond Beach, FL 32174
Alabama Certification #: 41320
Connecticut Certification #: PH-0216
Delaware Certification: FL NELAC Reciprocity
Florida Certification #: E83079
Georgia Certification #: 955
Guam Certification: FL NELAC Reciprocity
Hawaii Certification: FL NELAC Reciprocity
Illinois Certification #: 200068
Indiana Certification: FL NELAC Reciprocity
Kansas Certification #: E-10383
Louisiana Certification #: FL NELAC Reciprocity
Louisiana Environmental Certificate #: 05007
Maryland Certification: #346
Michigan Certification #: 9911
Mississippi Certification: FL NELAC Reciprocity
Missouri Certification #: 236
Montana Certification #: Cert 0074
Nebraska Certification: NE-OS-28-14
Nevada Certification: FL NELAC Reciprocity
New York Certification #: 11608
North Carolina Environmental Certificate #: 667
North Carolina Certification #: 12710
Oklahoma Certification #: D9947
Pennsylvania Certification #: 68-00547
Puerto Rico Certification #: FL01264
South Carolina Certification: #96042001
Tennessee Certification #: TN02974
Texas Certification: FL NELAC Reciprocity
US Virgin Islands Certification: FL NELAC Reciprocity
Virginia Environmental Certification #: 460165
Wyoming Certification: FL NELAC Reciprocity
West Virginia Certification #: 9962C
Wisconsin Certification #: 399079670
Wyoming (EPA Region 8): FL NELAC Reciprocity

Long Island Certification IDs

575 Broad Hollow Rd, Melville, NY 11747
New York Certification #: 10478 Primary Accrediting Body
New Jersey Certification #: NY158
Pennsylvania Certification #: 68-00350
Connecticut Certification #: PH-0435
Maryland Certification #: 208
Rhode Island Certification #: LAO00340
Massachusetts Certification #: M-NY026
New Hampshire Certification #: 2987

This report shall not be reproduced, except in full,
without the written consent of Pace Analytical Services, LLC.

Pace Analytical Services, LLC
8 East Tower Circle
Ormond Beach, FL 32174
(386)672-5668

SAMPLE SUMMARY

Project: LBG, Inc 42001269
Pace Project No.: 35324054

Lab ID	Sample ID	Matrix	Date Collected	Date Received
35324054001	**C-12**	Drinking Water	07/13/17 10:20	07/14/17 11:10

This report shall not be reproduced, except in full,
without the written consent of Pace Analytical Services, LLC.

Pace Analytical Services, LLC
8 East Tower Circle
Ormond Beach, FL 32174
(386)672-5668

SAMPLE ANALYTE COUNT

Project: LBG, Inc 42001269
Pace Project No.: 35324054

Lab ID	Sample ID	Method	Analysts	Analytes Reported	Laboratory
35324054001	**C-12**	EPA 504.1	BP1	2	PASI-O
		EPA 505	MMR	3	
		EPA 508.1	NS1	18	PASI-O
		EPA 515.3	LJM	8	PASI-O
		EPA 531.1	WFH	9	PASI-O
		EPA 547	NMB	1	PASI-O
		EPA 549.2	NMB	1	PASI-O
		EPA 525.2	NS1	7	PASI-O
		EPA 548.1	JDT	1	PASI-O

This report shall not be reproduced, except in full,
without the written consent of Pace Analytical Services, LLC.

Pace Analytical Services, LLC
8 East Tower Circle
Ormond Beach, FL 32174
(386)672-5668

ANALYTICAL RESULTS

Project: LBG, Inc 42001269
Pace Project No.: 35324054

Sample: C-12 **Lab ID: 35324054001** Collected: 07/13/17 10:20 Received: 07/14/17 11:10 Matrix: Drinking Water

Parameters	Results	Units	PQL	MDL	DF	Prepared	Analyzed	CAS No.	Qual
504.1 GCS EDB and DBCP	Analytical Method: EPA 504.1 Preparation Method: EPA 504.1								
1,2-Dibromo-3-chloropropane	**<0.0054**	ug/L	0.017	0.0054	1	07/18/17 07:15	07/18/17 18:08	96-12-8	
1,2-Dibromoethane (EDB)	**<0.0064**	ug/L	0.0085	0.0064	1	07/18/17 07:15	07/18/17 18:08	106-93-4	
505 GCS Pesticides/PCBs	Analytical Method: EPA 505 Preparation Method: EPA 505								
Aldrin	**<0.025**	ug/L	0.025	0.025	1	07/20/17 16:38	07/21/17 00:30	309-00-2	
Surrogates									
Tetrachloro-m-xylene (S)	67	%.	30-150		1	07/20/17 16:38	07/21/17 00:30	877-09-8	
Decachlorobiphenyl (S)	68	%.	30-150		1	07/20/17 16:38	07/21/17 00:30	2051-24-3	
508.1 GCS Pesticides	Analytical Method: EPA 508.1 Preparation Method: EPA 508.1								
Alachlor	**<0.037**	ug/L	0.21	0.037	1	07/21/17 15:45	07/28/17 03:50	15972-60-8	
Atrazine	**<0.066**	ug/L	0.11	0.066	1	07/21/17 15:45	07/28/17 03:50	1912-24-9	
gamma-BHC (Lindane)	**<0.0032**	ug/L	0.021	0.0032	1	07/21/17 15:45	07/28/17 03:50	58-89-9	
Butachlor	**<0.028**	ug/L	0.11	0.028	1	07/21/17 15:45	07/28/17 03:50	23184-66-9	
Chlordane (Technical)	**<0.050**	ug/L	0.21	0.050	1	07/21/17 15:45	07/28/17 03:50	57-74-9	
Dieldrin	**<0.020**	ug/L	0.11	0.020	1	07/21/17 15:45	07/28/17 03:50	60-57-1	
Endrin	**<0.0074**	ug/L	0.011	0.0074	1	07/21/17 15:45	07/28/17 03:50	72-20-8	
Heptachlor	**<0.013**	ug/L	0.042	0.013	1	07/21/17 15:45	07/28/17 03:50	76-44-8	
Heptachlor epoxide	**<0.0032**	ug/L	0.021	0.0032	1	07/21/17 15:45	07/28/17 03:50	1024-57-3	
Hexachlorobenzene	**<0.020**	ug/L	0.11	0.020	1	07/21/17 15:45	07/28/17 03:50	118-74-1	
Hexachlorocyclopentadiene	**<0.034**	ug/L	0.11	0.034	1	07/21/17 15:45	07/28/17 03:50	77-47-4	
Methoxychlor	**<0.054**	ug/L	0.11	0.054	1	07/21/17 15:45	07/28/17 03:50	72-43-5	
Metolachlor	**<0.050**	ug/L	0.11	0.050	1	07/21/17 15:45	07/28/17 03:50	51218-45-2	
PCB, Total	**<0.084**	ug/L	0.11	0.084	1	07/21/17 15:45	07/28/17 03:50	1336-36-3	
Propachlor	**<0.032**	ug/L	0.11	0.032	1	07/21/17 15:45	07/28/17 03:50	1918-16-7	
Simazine	**<0.073**	ug/L	0.074	0.073	1	07/21/17 15:45	07/28/17 03:50	122-34-9	
Toxaphene	**<0.64**	ug/L	1.1	0.64	1	07/21/17 15:45	07/28/17 03:50	8001-35-2	
Surrogates									
Decachlorobiphenyl (S)	94	%	70-130		1	07/21/17 15:45	07/28/17 03:50	2051-24-3	
515.3 Chlorinated Herbicides	Analytical Method: EPA 515.3 Preparation Method: EPA 515.3								
2,4-D	**<0.081**	ug/L	0.10	0.081	1	07/20/17 09:35	07/22/17 07:10	94-75-7	
Dalapon	**<0.89**	ug/L	1.0	0.89	1	07/20/17 09:35	07/22/17 07:10	75-99-0	
Dicamba	**<0.067**	ug/L	0.10	0.067	1	07/20/17 09:35	07/22/17 07:10	1918-00-9	L1
Dinoseb	**<0.16**	ug/L	0.20	0.16	1	07/20/17 09:35	07/22/17 07:10	88-85-7	
Pentachlorophenol	**<0.030**	ug/L	0.040	0.030	1	07/20/17 09:35	07/22/17 07:10	87-86-5	
Picloram	**<0.094**	ug/L	0.10	0.094	1	07/20/17 09:35	07/22/17 07:10	1918-02-1	
2,4,5-TP (Silvex)	**<0.16**	ug/L	0.20	0.16	1	07/20/17 09:35	07/22/17 07:10	93-72-1	
Surrogates									
2,4-DCAA (S)	94	%	70-130		1	07/20/17 09:35	07/22/17 07:10	19719-28-9	
531.1 HPLC Carbamates	Analytical Method: EPA 531.1								
Aldicarb	**<0.64**	ug/L	2.0	0.64	1		07/18/17 16:26	116-06-3	
Aldicarb sulfone	**<0.37**	ug/L	2.0	0.37	1		07/18/17 16:26	1646-88-4	
Aldicarb sulfoxide	**<0.59**	ug/L	2.0	0.59	1		07/18/17 16:26	1646-87-3	
Carbofuran	**<0.32**	ug/L	2.0	0.32	1		07/18/17 16:26	1563-66-2	

This report shall not be reproduced, except in full,
without the written consent of Pace Analytical Services, LLC.

Pace Analytical Services, LLC
8 East Tower Circle
Ormond Beach, FL 32174
(386)672-5668

ANALYTICAL RESULTS

Project: LBG, Inc 42001269
Pace Project No.: 35324054

Sample: C-12 **Lab ID: 35324054001** Collected: 07/13/17 10:20 Received: 07/14/17 11:10 Matrix: Drinking Water

Parameters	Results	Units	PQL	MDL	DF	Prepared	Analyzed	CAS No.	Qual
531.1 HPLC Carbamates	Analytical Method: EPA 531.1								
3-Hydroxycarbofuran	**<0.45**	ug/L	2.0	0.45	1		07/18/17 16:26	16655-82-6	
Methomyl	**<0.57**	ug/L	2.0	0.57	1		07/18/17 16:26	16752-77-5	
Oxamyl	**<0.55**	ug/L	2.0	0.55	1		07/18/17 16:26	23135-22-0	
Carbaryl	**<0.27**	ug/L	2.0	0.27	1		07/18/17 16:26	63-25-2	
Surrogates									
BDMC (S)	97	%	80-120		1		07/18/17 16:26		
547 HPLC Glyphosate	Analytical Method: EPA 547								
Glyphosate	**<4.2**	ug/L	6.0	4.2	1		07/20/17 04:57		
549.2 HPLC Paraquat Diquat	Analytical Method: EPA 549.2 Preparation Method: EPA 549.2								
Diquat	**<0.30**	ug/L	0.40	0.30	1	07/19/17 11:00	07/20/17 02:12	85-00-7	
525.2 Base Neutral Extractable	Analytical Method: EPA 525.2 Preparation Method: EPA 525.2								
Benzo(a)pyrene	**<0.013**	ug/L	0.097	0.013	1	07/25/17 10:30	07/26/17 14:41	50-32-8	L2
bis(2-Ethylhexyl)adipate	**<0.37**	ug/L	1.6	0.37	1	07/25/17 10:30	07/26/17 14:41	103-23-1	
bis(2-Ethylhexyl)phthalate	**<0.49**	ug/L	1.9	0.49	1	07/25/17 10:30	07/26/17 14:41	117-81-7	
Metribuzin	**<0.15**	ug/L	0.29	0.15	1	07/25/17 10:30	07/26/17 14:41	21087-64-9	
Surrogates									
1,3-Dimethyl-2-nitrobenzene(S)	123	%	70-130		1	07/25/17 10:30	07/26/17 14:41	81209	
Perylene-d12 (S)	68	%	70-130		1	07/25/17 10:30	07/26/17 14:41	1520963	S0,S8
Triphenylphosphate (S)	96	%	70-130		1	07/25/17 10:30	07/26/17 14:41	115-86-6	
548.1 GCS Endothall	Analytical Method: EPA 548.1 Preparation Method: EPA 548.1								
Endothall	**<4.3**	ug/L	9.0	4.3	1	07/20/17 18:00	07/25/17 09:23		

This report shall not be reproduced, except in full,
without the written consent of Pace Analytical Services, LLC.

Pace Analytical Services, LLC
8 East Tower Circle
Ormond Beach, FL 32174
(386)672-5668

QUALITY CONTROL DATA

Project: LBG, Inc 42001269
Pace Project No.: 35324054

QC Batch: 381535 | Analysis Method: EPA 531.1
QC Batch Method: EPA 531.1 | Analysis Description: 531.1 HPLC Carbamate
Associated Lab Samples: 35324054001

METHOD BLANK: 2070180 | Matrix: Water
Associated Lab Samples: 35324054001

Parameter	Units	Blank Result	Reporting Limit	MDL	Analyzed	Qualifiers
3-Hydroxycarbofuran	ug/L	<0.45	2.0	0.45	07/18/17 12:36	
Aldicarb	ug/L	<0.64	2.0	0.64	07/18/17 12:36	
Aldicarb sulfone	ug/L	<0.37	2.0	0.37	07/18/17 12:36	
Aldicarb sulfoxide	ug/L	<0.59	2.0	0.59	07/18/17 12:36	
Carbaryl	ug/L	<0.27	2.0	0.27	07/18/17 12:36	
Carbofuran	ug/L	<0.32	2.0	0.32	07/18/17 12:36	
Methomyl	ug/L	<0.57	2.0	0.57	07/18/17 12:36	
Oxamyl	ug/L	<0.55	2.0	0.55	07/18/17 12:36	
BDMC (S)	%	120	80-120		07/18/17 12:36	

LABORATORY CONTROL SAMPLE: 2070181

Parameter	Units	Spike Conc.	LCS Result	LCS % Rec	% Rec Limits	Qualifiers
3-Hydroxycarbofuran	ug/L	10	10.3	103	80-120	
Aldicarb	ug/L	10	11.2	112	80-120	
Aldicarb sulfone	ug/L	10	10.9	109	80-120	
Aldicarb sulfoxide	ug/L	10	12.0	120	80-120	
Carbaryl	ug/L	10	12.0	120	80-120	
Carbofuran	ug/L	10	11.7	117	80-120	
Methomyl	ug/L	10	10.6	106	80-120	
Oxamyl	ug/L	10	11.8	118	80-120	
BDMC (S)	%			118	80-120	

MATRIX SPIKE & MATRIX SPIKE DUPLICATE: 2070182 2070183

Parameter	Units	35323850001 Result	MS Spike Conc.	MSD Spike Conc.	MS Result	MSD Result	MS % Rec	MSD % Rec	% Rec Limits	RPD	Max RPD	Qual
3-Hydroxycarbofuran	ug/L	0.45U	10	10	10	10.2	100	102	80-120	2	20	
Aldicarb	ug/L	0.64U	10	10	10.5	10.3	105	103	80-120	3	20	
Aldicarb sulfone	ug/L	0.37U	10	10	9.5	9.8	95	98	80-120	4	20	
Aldicarb sulfoxide	ug/L	0.59U	10	10	11.2	11.0	112	110	80-120	2	20	
Carbaryl	ug/L	0.27U	10	10	12.0	11.5	120	115	80-120	4	20	
Carbofuran	ug/L	0.32U	10	10	11.3	10.5	113	105	80-120	7	20	
Methomyl	ug/L	0.57U	10	10	10.5	11.1	105	111	80-120	6	20	
Oxamyl	ug/L	0.55U	10	10	10.2	10.0	102	100	80-120	2	20	
BDMC (S)	%						103	98	80-120			

Results presented on this page are in the units indicated by the "Units" column except where an alternate unit is presented to the right of the result.

REPORT OF LABORATORY ANALYSIS

This report shall not be reproduced, except in full,
without the written consent of Pace Analytical Services, LLC.

Pace Analytical Services, LLC
8 East Tower Circle
Ormond Beach, FL 32174
(386)672-5668

QUALITY CONTROL DATA

Project: LBG, Inc 42001269
Pace Project No.: 35324054

QC Batch: 382091 | Analysis Method: EPA 547
QC Batch Method: EPA 547 | Analysis Description: 547 HPLC Glyphosate
Associated Lab Samples: 35324054001

METHOD BLANK: 2073233 | Matrix: Water
Associated Lab Samples: 35324054001

Parameter	Units	Blank Result	Reporting Limit	MDL	Analyzed	Qualifiers
Glyphosate	ug/L	<4.2	6.0	4.2	07/20/17 02:06	

LABORATORY CONTROL SAMPLE: 2073234

Parameter	Units	Spike Conc.	LCS Result	LCS % Rec	% Rec Limits	Qualifiers
Glyphosate	ug/L	50	52.3	105	80-120	

MATRIX SPIKE & MATRIX SPIKE DUPLICATE: 2073235 2073236

Parameter	Units	35324897001 Result	MS Spike Conc.	MSD Spike Conc.	MS Result	MSD Result	MS % Rec	MSD % Rec	% Rec Limits	RPD	Max RPD	Qual
Glyphosate	ug/L	0.0042U mg/L	50	50	48.2	48.4	96	97	80-120	0	30	

MATRIX SPIKE & MATRIX SPIKE DUPLICATE: 2073237 2073238

Parameter	Units	35324066001 Result	MS Spike Conc.	MSD Spike Conc.	MS Result	MSD Result	MS % Rec	MSD % Rec	% Rec Limits	RPD	Max RPD	Qual
Glyphosate	ug/L	<4.2	50	50	51.2	49.9	102	100	80-120	3	30	

Results presented on this page are in the units indicated by the "Units" column except where an alternate unit is presented to the right of the result.

This report shall not be reproduced, except in full,
without the written consent of Pace Analytical Services, LLC.

Pace Analytical Services, LLC
8 East Tower Circle
Ormond Beach, FL 32174
(386)672-5668

QUALITY CONTROL DATA

Project: LBG, Inc 42001269
Pace Project No.: 35324054

QC Batch: 381399 | Analysis Method: EPA 504.1
QC Batch Method: EPA 504.1 | Analysis Description: 504 EDB DBCP
Associated Lab Samples: 35324054001

METHOD BLANK: 2069376 | Matrix: Water
Associated Lab Samples: 35324054001

Parameter	Units	Blank Result	Reporting Limit	MDL	Analyzed	Qualifiers
1,2-Dibromo-3-chloropropane	ug/L	<0.0064	0.020	0.0064	07/18/17 13:43	
1,2-Dibromoethane (EDB)	ug/L	<0.0075	0.010	0.0075	07/18/17 13:43	

LABORATORY CONTROL SAMPLE & LCSD: 2069377 2070238

Parameter	Units	Spike Conc.	LCS Result	LCSD Result	LCS % Rec	LCSD % Rec	% Rec Limits	RPD	Max RPD	Qualifiers
1,2-Dibromo-3-chloropropane	ug/L	.25	0.27	0.24	109	96	70-130	12	40	
1,2-Dibromoethane (EDB)	ug/L	.25	0.29	0.25	116	101	70-130	13	40	

MATRIX SPIKE & MATRIX SPIKE DUPLICATE: 2070239 2070240

Parameter	Units	35324127010 Result	MS Spike Conc.	MSD Spike Conc.	MS Result	MSD Result	MS % Rec	MSD % Rec	% Rec Limits	RPD	Max RPD	Qual
1,2-Dibromo-3-chloropropane	ug/L	<0.0055	.44	.44	0.64	0.63	146	143	65-135	2	40	M1
1,2-Dibromoethane (EDB)	ug/L	<0.0064	.44	.44	0.64	0.63	146	145	65-135	1	40	M1

Results presented on this page are in the units indicated by the "Units" column except where an alternate unit is presented to the right of the result.

REPORT OF LABORATORY ANALYSIS

This report shall not be reproduced, except in full,
without the written consent of Pace Analytical Services, LLC.

Pace Analytical Services, LLC
8 East Tower Circle
Ormond Beach, FL 32174
(386)672-5668

QUALITY CONTROL DATA

Project: LBG, Inc 42001269
Pace Project No.: 35324054

QC Batch: 32255 | Analysis Method: EPA 505
QC Batch Method: EPA 505 | Analysis Description: 505 GCS Pesticides
Associated Lab Samples: 35324054001

METHOD BLANK: 149103 | Matrix: Water
Associated Lab Samples: 35324054001

Parameter	Units	Blank Result	Reporting Limit	MDL	Analyzed	Qualifiers
Aldrin	ug/L	<0.025	0.025	0.025	07/20/17 18:40	
Decachlorobiphenyl (S)	%.	75	30-150		07/20/17 18:40	
Tetrachloro-m-xylene (S)	%.	85	30-150		07/20/17 18:40	

LABORATORY CONTROL SAMPLE: 149104

Parameter	Units	Spike Conc.	LCS Result	LCS % Rec	% Rec Limits	Qualifiers
Aldrin	ug/L	.048	0.047	98	70-130	
Decachlorobiphenyl (S)	%.			95	30-150	
Tetrachloro-m-xylene (S)	%.			94	30-150	

LABORATORY CONTROL SAMPLE: 149105

Parameter	Units	Spike Conc.	LCS Result	LCS % Rec	% Rec Limits	Qualifiers
Aldrin	ug/L	.0095	<0.025	97	70-130	
Decachlorobiphenyl (S)	%.			89	30-150	
Tetrachloro-m-xylene (S)	%.			95	30-150	

MATRIX SPIKE SAMPLE: 149106

Parameter	Units	7024421001 Result	Spike Conc.	MS Result	MS % Rec	% Rec Limits	Qualifiers
Aldrin	ug/L	<0.025	.095	0.092	96	65-135	
Decachlorobiphenyl (S)	%.				75	30-150	
Tetrachloro-m-xylene (S)	%.				97	30-150	

Results presented on this page are in the units indicated by the "Units" column except where an alternate unit is presented to the right of the result.

REPORT OF LABORATORY ANALYSIS

This report shall not be reproduced, except in full,
without the written consent of Pace Analytical Services, LLC.

Pace Analytical Services, LLC
8 East Tower Circle
Ormond Beach, FL 32174
(386)672-5668

QUALITY CONTROL DATA

Project: LBG, Inc 42001269
Pace Project No.: 35324054

QC Batch: 382070 | Analysis Method: EPA 508.1
QC Batch Method: EPA 508.1 | Analysis Description: 508 GCS Pesticide
Associated Lab Samples: 35324054001

METHOD BLANK: 2073167 | Matrix: Water
Associated Lab Samples: 35324054001

Parameter	Units	Blank Result	Reporting Limit	MDL	Analyzed	Qualifiers
Alachlor	ug/L	<0.035	0.20	0.035	07/26/17 10:06	
Atrazine	ug/L	<0.063	0.10	0.063	07/26/17 10:06	
Butachlor	ug/L	<0.027	0.10	0.027	07/26/17 10:06	
Chlordane (Technical)	ug/L	<0.047	0.20	0.047	07/26/17 10:06	
Dieldrin	ug/L	<0.019	0.10	0.019	07/26/17 10:06	
Endrin	ug/L	<0.0070	0.010	0.0070	07/26/17 10:06	
gamma-BHC (Lindane)	ug/L	<0.0030	0.020	0.0030	07/26/17 10:06	
Heptachlor	ug/L	<0.012	0.040	0.012	07/26/17 10:06	
Heptachlor epoxide	ug/L	<0.0030	0.020	0.0030	07/26/17 10:06	
Hexachlorobenzene	ug/L	<0.019	0.10	0.019	07/26/17 10:06	
Hexachlorocyclopentadiene	ug/L	<0.032	0.10	0.032	07/26/17 10:06	
Methoxychlor	ug/L	<0.051	0.10	0.051	07/26/17 10:06	
Metolachlor	ug/L	<0.047	0.10	0.047	07/26/17 10:06	
Propachlor	ug/L	<0.030	0.10	0.030	07/26/17 10:06	
Simazine	ug/L	<0.069	0.070	0.069	07/26/17 10:06	
Toxaphene	ug/L	<0.61	1.0	0.61	07/26/17 10:06	
Decachlorobiphenyl (S)	%	103	70-130		07/26/17 10:06	

LABORATORY CONTROL SAMPLE: 2073168

Parameter	Units	Spike Conc.	LCS Result	LCS % Rec	% Rec Limits	Qualifiers
Alachlor	ug/L	1	1.0	100	70-130	
Atrazine	ug/L	1.2	1.2	97	70-130	
Butachlor	ug/L	.5	0.48	96	70-130	
Dieldrin	ug/L	.5	0.51	103	70-130	
Endrin	ug/L	.05	0.053	106	70-130	
gamma-BHC (Lindane)	ug/L	.1	0.10	102	70-130	
Heptachlor	ug/L	.2	0.18	91	70-130	
Heptachlor epoxide	ug/L	.1	0.10	100	70-130	
Hexachlorobenzene	ug/L	.5	0.46	92	70-130	
Hexachlorocyclopentadiene	ug/L	.5	0.47	94	70-130	
Methoxychlor	ug/L	.5	0.53	107	70-130	
Metolachlor	ug/L	.5	0.48	96	70-130	
Propachlor	ug/L	.5	0.48	96	70-130	
Simazine	ug/L	.88	0.78	89	70-130	
Decachlorobiphenyl (S)	%			105	70-130	

Results presented on this page are in the units indicated by the "Units" column except where an alternate unit is presented to the right of the result.

This report shall not be reproduced, except in full,
without the written consent of Pace Analytical Services, LLC.

Pace Analytical Services, LLC
8 East Tower Circle
Ormond Beach, FL 32174
(386)672-5668

QUALITY CONTROL DATA

Project: LBG, Inc 42001269
Pace Project No.: 35324054

MATRIX SPIKE & MATRIX SPIKE DUPLICATE: 2074971 2074972

Parameter	Units	35323850001 Result	MS Spike Conc.	MSD Spike Conc.	MS Result	MSD Result	MS % Rec	MSD % Rec	% Rec Limits	RPD	Max RPD	Qual
Alachlor	ug/L	0.034U	2	2	2.0	1.9	100	97	65-135	3	40	
Atrazine	ug/L	0.061U	2.5	2.5	2.6	3.1	102	123	65-135	19	40	
Butachlor	ug/L	0.026U	1	1	0.93	0.89	93	89	65-135	4	40	
Chlordane (Technical)	ug/L	0.045U			<0.094	<0.094					40	
Dieldrin	ug/L	0.018U	1	1	1.0	1.0	104	104	65-135	0	40	
Endrin	ug/L	0.0067U	.1	.1	0.11	0.11	107	107	65-135	0	40	
gamma-BHC (Lindane)	ug/L	0.0029U	.2	.2	0.22	0.22	110	111	65-135	1	40	
Heptachlor	ug/L	0.012U	.4	.4	0.70	0.81	174	201	65-135	14	40	M1
Heptachlor epoxide	ug/L	0.0029U	.2	.2	0.21	0.21	104	103	65-135	0	40	
Hexachlorobenzene	ug/L	0.018U	1	1	1.0	1.1	102	111	65-135	8	40	
Hexachlorocyclopentadiene	ug/L	0.031U	1	1	1.2	1.0	116	105	65-135	10	40	
Methoxychlor	ug/L	0.049U	1	1	1.0	0.97	101	97	65-135	4	40	
Metolachlor	ug/L	0.045U	1	1	0.95	0.95	95	95	65-135	0	40	
Propachlor	ug/L	0.029U	1	1	1.0	1.2	103	123	65-135	17	40	
Simazine	ug/L	0.066U	1.8	1.8	0.62	0.68	36	39	65-135	9	40	M1
Toxaphene	ug/L	0.58U			<1.2	<1.2					40	
Decachlorobiphenyl (S)	%						94	94	70-130		40	

Results presented on this page are in the units indicated by the "Units" column except where an alternate unit is presented to the right of the result.

This report shall not be reproduced, except in full,
without the written consent of Pace Analytical Services, LLC.

Pace Analytical Services, LLC
8 East Tower Circle
Ormond Beach, FL 32174
(386)672-5668

QUALITY CONTROL DATA

Project: LBG, Inc 42001269
Pace Project No.: 35324054

QC Batch: 382064 | Analysis Method: EPA 515.3
QC Batch Method: EPA 515.3 | Analysis Description: 5153 GCS Herbicides
Associated Lab Samples: 35324054001

METHOD BLANK: 2073155 | Matrix: Water
Associated Lab Samples: 35324054001

Parameter	Units	Blank Result	Reporting Limit	MDL	Analyzed	Qualifiers
2,4,5-TP (Silvex)	ug/L	<0.16	0.20	0.16	07/22/17 00:29	
2,4-D	ug/L	<0.081	0.10	0.081	07/22/17 00:29	
Dalapon	ug/L	<0.89	1.0	0.89	07/22/17 00:29	
Dicamba	ug/L	<0.067	0.10	0.067	07/22/17 00:29	
Dinoseb	ug/L	<0.16	0.20	0.16	07/22/17 00:29	
Pentachlorophenol	ug/L	<0.030	0.040	0.030	07/22/17 00:29	
Picloram	ug/L	<0.094	0.10	0.094	07/22/17 00:29	
2,4-DCAA (S)	%	88	70-130		07/22/17 00:29	

LABORATORY CONTROL SAMPLE: 2073156

Parameter	Units	Spike Conc.	LCS Result	LCS % Rec	% Rec Limits	Qualifiers
2,4,5-TP (Silvex)	ug/L	1	1.0	103	70-130	
2,4-D	ug/L	.5	0.39	78	70-130	
Dalapon	ug/L	5	4.5	90	70-130	
Dicamba	ug/L	.5	0.66	132	70-130	L1
Dinoseb	ug/L	1	1.1	114	70-130	
Pentachlorophenol	ug/L	.2	0.20	98	70-130	
Picloram	ug/L	.5	0.50	99	70-130	
2,4-DCAA (S)	%			93	70-130	

MATRIX SPIKE & MATRIX SPIKE DUPLICATE: 2073478 2073479

Parameter	Units	92347613003 Result	MS Spike Conc.	MSD Spike Conc.	MS Result	MSD Result	MS % Rec	MSD % Rec	% Rec Limits	RPD	Max RPD	Qual
2,4,5-TP (Silvex)	ug/L	ND	1	1	1.1	1.1	108	111	70-130	3	40	
2,4-D	ug/L	ND	.5	.5	0.42	0.47	84	94	70-130	11	40	
Dalapon	ug/L	ND	5	5	5.7	6.0	115	120	70-130	5	40	
Dicamba	ug/L	ND	.5	.5	0.58	0.63	117	126	70-130	7	40	
Dinoseb	ug/L	ND	1	1	1.1	1.1	105	113	70-130	7	40	
Pentachlorophenol	ug/L	ND	.2	.2	0.18	0.19	91	95	70-130	4	40	
Picloram	ug/L	ND	.5	.5	0.65	0.70	130	140	70-130	7	40	M1
2,4-DCAA (S)	%						98	99	70-130			

Results presented on this page are in the units indicated by the "Units" column except where an alternate unit is presented to the right of the result.

REPORT OF LABORATORY ANALYSIS

This report shall not be reproduced, except in full,
without the written consent of Pace Analytical Services, LLC.

Pace Analytical Services, LLC
8 East Tower Circle
Ormond Beach, FL 32174
(386)672-5668

QUALITY CONTROL DATA

Project: LBG, Inc 42001269
Pace Project No.: 35324054

MATRIX SPIKE & MATRIX SPIKE DUPLICATE: 2073480 2073481

Parameter	Units	35323949005 Result	MS Spike Conc.	MSD Spike Conc.	MS Result	MSD Result	MS % Rec	MSD % Rec	% Rec Limits	RPD	Max RPD	Qual
2,4,5-TP (Silvex)	ug/L	<0.16	1	1	1.1	1.1	108	110	70-130	1	40	
2,4-D	ug/L	<0.081	.5	.5	0.40	0.41	79	82	70-130	3	40	
Dalapon	ug/L	<0.89	5	5	4.7	4.8	94	95	70-130	1	40	
Dicamba	ug/L	<0.067	.5	.5	0.51	0.63	103	127	70-130	21	40	
Dinoseb	ug/L	<0.16	1	1	1.1	1.1	110	111	70-130	1	40	
Pentachlorophenol	ug/L	<0.030	.2	.2	0.19	0.19	96	97	70-130	1	40	
Picloram	ug/L	<0.094	.5	.5	0.55	0.57	110	115	70-130	5	40	
2,4-DCAA (S)	%						95	93	70-130			

Results presented on this page are in the units indicated by the "Units" column except where an alternate unit is presented to the right of the result.

This report shall not be reproduced, except in full,
without the written consent of Pace Analytical Services, LLC.

Pace Analytical Services, LLC
8 East Tower Circle
Ormond Beach, FL 32174
(386)672-5668

QUALITY CONTROL DATA

Project: LBG, Inc 42001269
Pace Project No.: 35324054

QC Batch: 382937 | Analysis Method: EPA 525.2
QC Batch Method: EPA 525.2 | Analysis Description: 525.2 Base Neutral Extractables
Associated Lab Samples: 35324054001

METHOD BLANK: 2078153 | Matrix: Water
Associated Lab Samples: 35324054001

Parameter	Units	Blank Result	Reporting Limit	MDL	Analyzed	Qualifiers
Benzo(a)pyrene	ug/L	<0.013	0.10	0.013	07/26/17 11:53	
bis(2-Ethylhexyl)adipate	ug/L	<0.38	1.6	0.38	07/26/17 11:53	
bis(2-Ethylhexyl)phthalate	ug/L	<0.50	2.0	0.50	07/26/17 11:53	
Metribuzin	ug/L	<0.15	0.30	0.15	07/26/17 11:53	
1,3-Dimethyl-2-nitrobenzene(S)	%	105	70-130		07/26/17 11:53	
Perylene-d12 (S)	%	84	70-130		07/26/17 11:53	
Triphenylphosphate (S)	%	83	70-130		07/26/17 11:53	

LABORATORY CONTROL SAMPLE: 2078154

Parameter	Units	Spike Conc.	LCS Result	LCS % Rec	% Rec Limits	Qualifiers
Benzo(a)pyrene	ug/L	.4	0.26	65	70-130	L2
bis(2-Ethylhexyl)adipate	ug/L	6.4	5.4	84	70-130	
bis(2-Ethylhexyl)phthalate	ug/L	8	6.8	85	70-130	
Metribuzin	ug/L	1.2	1.2	103	70-130	
1,3-Dimethyl-2-nitrobenzene(S)	%			106	70-130	
Perylene-d12 (S)	%			75	70-130	
Triphenylphosphate (S)	%			83	70-130	

MATRIX SPIKE & MATRIX SPIKE DUPLICATE: 2078476 2078477

Parameter	Units	92348121001 Result	MS Spike Conc.	MSD Spike Conc.	MS Result	MSD Result	MS % Rec	MSD % Rec	% Rec Limits	RPD	Max RPD	Qual
Benzo(a)pyrene	ug/L				0.092J	0.098J					40	M0
bis(2-Ethylhexyl)adipate	ug/L				10.9	10.3				6	40	
bis(2-Ethylhexyl)phthalate	ug/L				14.0	13.5				3	40	
Metribuzin	ug/L				2.2	<0.30					40	M1
1,3-Dimethyl-2-nitrobenzene(S)	%						110	120	70-130			
Perylene-d12 (S)	%						64	62	70-130			S0,S8
Triphenylphosphate (S)	%						83	84	70-130			

Results presented on this page are in the units indicated by the "Units" column except where an alternate unit is presented to the right of the result.

REPORT OF LABORATORY ANALYSIS

This report shall not be reproduced, except in full,
without the written consent of Pace Analytical Services, LLC.

Pace Analytical Services, LLC
8 East Tower Circle
Ormond Beach, FL 32174
(386)672-5668

QUALITY CONTROL DATA

Project: LBG, Inc 42001269
Pace Project No.: 35324054

QC Batch: 382068 | Analysis Method: EPA 548.1
QC Batch Method: EPA 548.1 | Analysis Description: 548 GCS Endothall
Associated Lab Samples: 35324054001

METHOD BLANK: 2073163 | Matrix: Water
Associated Lab Samples: 35324054001

Parameter	Units	Blank Result	Reporting Limit	MDL	Analyzed	Qualifiers
Endothall	ug/L	<4.3	9.0	4.3	07/25/17 03:47	

LABORATORY CONTROL SAMPLE: 2073164

Parameter	Units	Spike Conc.	LCS Result	LCS % Rec	% Rec Limits	Qualifiers
Endothall	ug/L	50	41.5	83	80-120	

MATRIX SPIKE & MATRIX SPIKE DUPLICATE: 2074052 2074053

Parameter	Units	35324366001 Result	MS Spike Conc.	MSD Spike Conc.	MS Result	MSD Result	MS % Rec	MSD % Rec	% Rec Limits	RPD	Max RPD	Qual
Endothall	ug/L	4.3U	50	50	52.4	49.0	105	98	80-120	7	30	

MATRIX SPIKE & MATRIX SPIKE DUPLICATE: 2074054 2074055

Parameter	Units	35324454001 Result	MS Spike Conc.	MSD Spike Conc.	MS Result	MSD Result	MS % Rec	MSD % Rec	% Rec Limits	RPD	Max RPD	Qual
Endothall	ug/L	0.0043U mg/L	50	50	<4.3	<4.3	0	0	80-120		30	M1

Results presented on this page are in the units indicated by the "Units" column except where an alternate unit is presented to the right of the result.

This report shall not be reproduced, except in full,
without the written consent of Pace Analytical Services, LLC.

Pace Analytical Services, LLC
8 East Tower Circle
Ormond Beach, FL 32174
(386)672-5668

QUALITY CONTROL DATA

Project: LBG, Inc 42001269
Pace Project No.: 35324054

QC Batch: 381794 | Analysis Method: EPA 549.2
QC Batch Method: EPA 549.2 | Analysis Description: 549 HPLC Paraquat Diquat
Associated Lab Samples: 35324054001

METHOD BLANK: 2071478 | Matrix: Water
Associated Lab Samples: 35324054001

Parameter	Units	Blank Result	Reporting Limit	MDL	Analyzed	Qualifiers
Diquat	ug/L	<0.30	0.40	0.30	07/20/17 00:32	

LABORATORY CONTROL SAMPLE: 2071479

Parameter	Units	Spike Conc.	LCS Result	LCS % Rec	% Rec Limits	Qualifiers
Diquat	ug/L	2	1.6	82	70-130	

MATRIX SPIKE & MATRIX SPIKE DUPLICATE: 2071882 2071883

Parameter	Units	35324366001 Result	MS Spike Conc.	MSD Spike Conc.	MS Result	MSD Result	MS % Rec	MSD % Rec	% Rec Limits	RPD	Max RPD	Qual
Diquat	ug/L	0.30U	2	2	1.7	1.7	84	84	70-130	0	30	

MATRIX SPIKE & MATRIX SPIKE DUPLICATE: 2071884 2071885

Parameter	Units	35324454001 Result	MS Spike Conc.	MSD Spike Conc.	MS Result	MSD Result	MS % Rec	MSD % Rec	% Rec Limits	RPD	Max RPD	Qual
Diquat	ug/L	0.00030U mg/L	2	2	0.60	0.84	30	42	70-130	35	30	M1,R1

Results presented on this page are in the units indicated by the "Units" column except where an alternate unit is presented to the right of the result.

REPORT OF LABORATORY ANALYSIS

This report shall not be reproduced, except in full,
without the written consent of Pace Analytical Services, LLC.

Pace Analytical Services, LLC
8 East Tower Circle
Ormond Beach, FL 32174
(386)672-5668

QUALIFIERS

Project: LBG, Inc 42001269
Pace Project No.: 35324054

DEFINITIONS

DF - Dilution Factor, if reported, represents the factor applied to the reported data due to dilution of the sample aliquot.

ND - Not Detected at or above adjusted reporting limit.

TNTC - Too Numerous To Count

J - Estimated concentration above the adjusted method detection limit and below the adjusted reporting limit.

MDL - Adjusted Method Detection Limit.

PQL - Practical Quantitation Limit.

RL - Reporting Limit.

S - Surrogate

1,2-Diphenylhydrazine decomposes to and cannot be separated from Azobenzene using Method 8270. The result for each analyte is a combined concentration.

Consistent with EPA guidelines, unrounded data are displayed and have been used to calculate % recovery and RPD values.

LCS(D) - Laboratory Control Sample (Duplicate)

MS(D) - Matrix Spike (Duplicate)

DUP - Sample Duplicate

RPD - Relative Percent Difference

NC - Not Calculable.

SG - Silica Gel - Clean-Up

U - Indicates the compound was analyzed for, but not detected.

N-Nitrosodiphenylamine decomposes and cannot be separated from Diphenylamine using Method 8270. The result reported for each analyte is a combined concentration.

Pace Analytical is TNI accredited. Contact your Pace PM for the current list of accredited analytes.

TNI - The NELAC Institute.

LABORATORIES

PASI-O	Pace Analytical Services - Ormond Beach

ANALYTE QUALIFIERS

L1	Analyte recovery in the laboratory control sample (LCS) was above QC limits. Results for this analyte in associated samples may be biased high.
L2	Analyte recovery in the laboratory control sample (LCS) was below QC limits. Results for this analyte in associated samples may be biased low.
M0	Matrix spike recovery and/or matrix spike duplicate recovery was outside laboratory control limits.
M1	Matrix spike recovery exceeded QC limits. Batch accepted based on laboratory control sample (LCS) recovery.
R1	RPD value was outside control limits.
S0	Surrogate recovery outside laboratory control limits.
S8	Surrogate recovery outside laboratory control limits due to matrix interferences (confirmed by similar results from sample re-extraction and/or re-analysis)

This report shall not be reproduced, except in full,
without the written consent of Pace Analytical Services, LLC.

Pace Analytical Services, LLC
8 East Tower Circle
Ormond Beach, FL 32174
(386)672-5668

QUALITY CONTROL DATA CROSS REFERENCE TABLE

Project: LBG, Inc 42001269
Pace Project No.: 35324054

Lab ID	Sample ID	QC Batch Method	QC Batch	Analytical Method	Analytical Batch
35324054001	**C-12**	EPA 504.1	381399	EPA 504.1	381607
35324054001	**C-12**	EPA 505	32255	EPA 505	32334
35324054001	**C-12**	EPA 508.1	382070	EPA 508.1	382791
35324054001	**C-12**	EPA 515.3	382064	EPA 515.3	382572
35324054001	**C-12**	EPA 531.1	381535		
35324054001	**C-12**	EPA 547	382091		
35324054001	**C-12**	EPA 549.2	381794	EPA 549.2	382025
35324054001	**C-12**	EPA 525.2	382937	EPA 525.2	383335
35324054001	**C-12**	EPA 548.1	382068	EPA 548.1	382953

This report shall not be reproduced, except in full,
without the written consent of Pace Analytical Services, LLC.

EnviroTest Laboratories, Inc.
315 Fullerton Avenue
Newburgh, NY 12550
Phone (845) 562-0890 Fax (845) 562-0841

WO# : 35324054
35324054

Custody Record

EnviroTest Laboratories Inc.

Client Information (Sub Contract Lab)

Client Contact: Shipping/Receiving
Company: Pace Analytical Ormond Beach
Address: 8 East Tower Circle, ,
City: Ormond Beach
State, Zip: FL, 32174
Phone: 111-222-3333(Tel)
Email:
Project Name: LBG, Inc.
Site:

Due Date Requested: 7/25/2017
TAT Requested (days): Std TAT 7/13/17 D3
PO #:
WO #:
Project #: 42001269
SSOW#:

Debra
r@envirotestlaboratories.com

Carrier Tracking No(s):

COC No: 420-9123.1
Page: Page 1 of 1
STL Job #: 420-123595-2

Analysis Requested

Preservation Codes:
A - HCL, B - NaOH, C - Zn Acetate, D - Nitric Acid, E - NaHSO4, F - MeOH, G - Amchlor, H - Ascorbic Acid, I - Ice, J - DI Water, K - EDTA, L - EDA
M - Hexane, N - None, O - AsNaO2, P - Na2O4S, Q - Na2SO3, R - Na2S2SO3, S - H2SO4, T - TSP Dodecahydrate, U - Acetone, V - MCAA, W - ph 4-5, Z - other (specify)
Other:

Sample Identification Client ID (Lab ID)	Sample Date	Sample Time	Sample Type (C=comp, G=grab)	Matrix (W=water, S=solid, O=waste/oil, BT=Tissue, A=Air)	Field Filtered Sample (Yes or No)	Perform MS/MSD (Yes or No)	SUBCONTRACT/ 515 Chlorinated Acids	SUBCONTRACT/ 504 EPA 504.1 EDB/DBCP	SUBCONTRACT/ 531.1 Carbamate Pesticides In DW	SUBCONTRACT/ 525.2 Semivolatile Organics	SUBCONTRACT/ 508	SUBCONTRACT/ 547	SUBCONTRACT/ 548	SUBCONTRACT/ 549	SUBCONTRACT/ Dioxin					Total Number of containers	Special Instructions/Note:
			Preservation Code:																		
C - 12 (420-123595-2)	7/13/17	10:20		Water			X	X	X	X	X	X	X	X	X					13	

Possible Hazard Identification
☐ Non-Hazard ☐ Flammable ☐ Skin Irritant ☐ Poison B ☐ Unknown ☐ Radiological

Sample Disposal (A fee may be assessed if samples are retained longer than 1 month)
☐ Return To Client ☐ Disposal By Lab ☐ Archive For _____ Months

Deliverable Requested: I, II, III, IV, Other (specify)

Special Instructions/QC Requirements:

Empty Kit Relinquished by:	Date:	Time:	Method of Shipment:

Relinquished by:	Date/Time:	Company	Received by:	Date/Time:	Company
TC Dillon	7/13/17 1448	EL	TDH Pace	7/14/17 1110	TSTSLO 10.4
Relinquished by:	Date/Time:	Company	Received by:	Date/Time:	Company
Relinquished by:	Date/Time:	Company	Received by:	Date/Time:	Company

Custody Seals Intact: Δ Yes Δ No
Custody Seal No.:
Cooler Temperature(s) °C and Other Remarks:

Pace Analytical Florida Laboratory	Document Name: Sample Condition Upon Receipt Form	Document Revised: February 6, 2017
	Document No.: F-FL-C-007 rev. 11	Issuing Authority: Pace Florida Quality Office

Sample Condition Upon Receipt Form (SCUR)

Project # WO# : 35324054

Project Manager: PM: VEG **Due Date:** 07/28/17

Client: CLIENT: EVNTES

Date and Initials of person:
Examining contents: _____
Label: _____
Deliver: _____
pH: _____

Thermometer Used: T786 Date: 7/14/17 Time: 1110 Initials: [illegible]

Cooler #1 Temp.°C	9.6 (Visual)	+0.1 (Correction Factor)	9.7 (Actual)	☐ Samples on ice, cooling process has begun
Cooler #2 Temp.°C	10.3 (Visual)	+0.1 (Correction Factor)	10.4 (Actual)	☐ Samples on ice, cooling process has begun
Cooler #3 Temp.°C	9.4 (Visual)	+0.1 (Correction Factor)	9.5 (Actual)	☐ Samples on ice, cooling process has begun
Cooler #4 Temp.°C	_____ (Visual)	_____ (Correction Factor)	_____ (Actual)	☐ Samples on ice, cooling process has begun
Cooler #5 Temp.°C	_____ (Visual)	_____ (Correction Factor)	_____ (Actual)	☐ Samples on ice, cooling process has begun
Cooler #6 Temp.°C	_____ (Visual)	_____ (Correction Factor)	_____ (Actual)	☐ Samples on ice, cooling process has begun

Courier: ☑ Fed Ex ☐ UPS ☐ USPS ☐ Client ☐ Commercial ☐ Pace ☐ Other _____

Shipping Method: ☐ First Overnight ☐ Priority Overnight ☑ Standard Overnight ☐ Ground ☐ Other _____

Billing: ☑ Recipient ☐ Sender ☐ Third Party ☐ Unknown

Tracking # 7796 2610 4340 / 7796 2609 3485 / 7796 2608 5178

Custody Seal on Cooler/Box Present: ☐ Yes ☑ No **Seals intact:** ☐ Yes ☐ No **Ice:** (Wet) Blue None

Packing Material: ☑ Bubble Wrap ☑ Bubble Bags ☐ None ☐ Other _____

Samples shorted to lab (If Yes, complete) Shorted Date: _____ Shorted Time: _____ Qty: _____

		Comments:
Chain of Custody Present	☑ Yes ☐ No ☐ N/A	
Chain of Custody Filled Out	☑ Yes ☐ No ☐ N/A	
Relinquished Signature & Sampler Name COC	☑ Yes ☐ No ☐ N/A	
Samples Arrived within Hold Time	☑ Yes ☐ No ☐ N/A	
Rush TAT requested on COC	☐ Yes ☑ No ☐ N/A	
Sufficient Volume	☑ Yes ☐ No ☐ N/A	
Correct Containers Used	☑ Yes ☐ No ☐ N/A	
Containers Intact	☑ Yes ☐ No ☐ N/A	
Sample Labels match COC (sample IDs & date/time of collection)	☑ Yes ☐ No ☐ N/A	
All containers needing acid/base preservation have been checked.	☑ Yes ☐ No ☐ N/A	Preservation Information: Preservative: _____ Lot #/Trace #: _____ Date: _____ Time: _____ Initials: _____
All Containers needing preservation are found to be in compliance with EPA recommendation: Exceptions: VOA, Coliform, TOC, O&G, Carbamates	☑ Yes ☐ No ☐ N/A	
Headspace in VOA Vials? (>6mm):	☐ Yes ☐ No ☑ N/A	
Trip Blank Present:	☐ Yes ☐ No ☑ N/A	

Client Notification/ Resolution:
Person Contacted: _____ Date/Time: _____

Comments/ Resolution (use back for additional comments):
Okay to Run OOT per PM

Project Manager Review: _____ Date: _____

Pace Analytical Services, Inc.
1700 Elm Street
Minneapolis, MN 55414
Phone: 612.607.1700
Fax: 612.607.6444

www.pacelabs.com

Report Prepared for:

Bo Garcia
PASI Florida
8 East Tower Circle
Ormond Beach FL 32174

REPORT OF LABORATORY ANALYSIS FOR 2,3,7,8-TCDD

Report Summary:

This report contains results of one drinking water sample analyzed to determine 2,3,7,8-TCDD content. This sample was analyzed according to Method 1613 by High Resolution Gas Chromatography/High Resolution Mass Spectrometry.

Report Prepared Date:

July 28, 2017

Report Information:

Pace Project #: 10396111
Sample Receipt Date: 07/18/2017
Client Project #: 35324054
Client Sub PO #: N/A
State Cert #: 11647

Invoicing & Reporting Options:

The report provided has been invoiced as a Level 2 Drinking Water Report. If an upgrade of this report package is requested, an additional charge may be applied.

Please review the attached invoice for accuracy and forward any questions to Sarah Platzer, your Pace Project Manager.

This report has been reviewed by:

July 28, 2017

Sarah Platzer, Project Manager
612-607-6451
(612) 607-6444 (fax)
sarah.platzer@pacelabs.com

Report of Laboratory Analysis

This report should not be reproduced, except in full, without the written consent of Pace Analytical Services, Inc.

The results relate only to the samples included in this report.

Pace Analytical Services, Inc.
1700 Elm Street - Suite 200
Minneapolis, MN 55414

Tel: 612-607-1700
Fax: 612- 607-6444

Minnesota Laboratory Certifications

Authority	Certificate #	Authority	Certificate #
A2LA	2926.01	Montana	CERT0092
Alabama	40770	Nebraska	NE-OS-18-06
Alaska	MN00064	Nevada	MN00064
Alaska	UST-078	New Jersey (NE	MN002
Arizona	AZ0014	New York (NEL	11647
Arkansas	88-0680	New hampshire	2081
CNMI Saipan	MP0003	North Carolina	27700
California	MN00064	North Carolina	530
Colorado	MN00064	North Dakota	R-036
Connecticut	PH-0256	Ohio	41244
EPA Region 8	8TMS-L	Ohio VAP	CL101
Florida (NELAP	E87605	Oklahoma	9507
Georgia (EDP)	959	Oregon (ELAP)	MN200001
Guam EPA	959	Oregon (OREL	MN300001
Hawaii	MN00064	Pennsylvania	68-00563
Idaho	MN00064	Puerto Rico	MN00064
Illinois	200011	South Carolina	74003001
Indiana	C-MN-01	Tennessee	TN02818
Iowa	368	Texas	T104704192
Kansas	E-10167	Utah (NELAP)	MN00064
Kentucky	90062	Virginia	460163
Louisiana	03086	Washington	C486
Louisiana	MN00064	West Virginia #	9952C
Maryland	322	West Virginia D	382
Michigan	9909	Wisconsin	999407970
Minnesota	027-053-137	Wyoming	8TMS-L
Mississippi	MN00064		

REPORT OF LABORATORY ANALYSIS

This report shall not be reproduced, except in full,
without the written consent of Pace Analytical Services, Inc.

Pace Analytical Services, Inc.
1700 Elm Street - Suite 200
Minneapolis, MN 55414

Tel: 612-607-1700
Fax: 612- 607-6444

Reporting Flags

A = Reporting Limit based on signal to noise

B = Less than 10x higher than method blank level

C = Result obtained from confirmation analysis

D = Result obtained from analysis of diluted sample

E = Exceeds calibration range

I = Interference present

J = Estimated value

Nn = Value obtained from additional analysis

P = PCDE Interference

R = Recovery outside target range

S = Peak saturated

U = Analyte not detected

V = Result verified by confirmation analysis

X = %D Exceeds limits

Y = Calculated using average of daily RFs

* = See Discussion

This report shall not be reproduced, except in full,
without the written consent of Pace Analytical Services, Inc.

Chain of Custody

10396111

Pace Analytical®
www.pacelabs.com

Report No....10396111_1613DW

Workorder: 35324054 **Workorder Name:** LBG, Inc 42001269 **Owner Received Date:** 7/14/2017 **Results Requested By:** 7/28/2017

Report To:

Bo Garcia
Pace Analytical Ormond Beach
8 East Tower Circle
Ormond Beach, FL 32174
Phone (386)672-5668

Subcontracted To:

Pace Analytical Minnesota
1700 Elm Street SE
Suite 200
Minneapolis, MN 55414
Phone (612)607-1700

Item	Sample ID	Sample Type	Collect Date/Time	Lab ID	Matrix	Preserved Containers: Unpreserved						Requested Analysis: EPA 1613												LAB USE ONLY
1	C-12	PS	7/13/2017 10:20	35324054001	Drinking	2						X												001
2																								
3																								
4																								
5																								

Transfers	Released By	Date/Time	Received By	Date/Time
1	M Lacy 7/17/17	1700	PACE	7/18/17 9:50
2				
3				

Comments:

Cooler Temperature on Receipt 2.5 °C **Custody Seal** Y or (N) **Received on Ice** (Y) or N **Samples Intact** (Y) or N

****In order to maintain client confidentiality, location/name of the sampling site, sampler's name and signature may not be provided on this COC document. This chain of custody is considered complete as is since this information is available in the owner laboratory.*

Pace Analytical	Document Name: **Sample Condition Upon Receipt Form**	Document Revised: 19Dec2016 Page 1 of 2
	Document No.: **F-MN-L-213-rev.20**	Issuing Authority: Pace Minnesota Quality Office

Sample Condition Upon Receipt

Client Name: Pace Ormond Beach

Project #: WO#: 10396111

10396111

Courier: ☒ Fed Ex ☐ UPS ☐ USPS ☐ Client ☐ Commercial ☐ Pace ☐ SpeeDee ☐ Other:

Tracking Number: 7422-5599-7564

Custody Seal on Cooler/Box Present? ☐ Yes ☒ No **Seals Intact?** ☐ Yes ☒ No

Optional: Proj. Due Date: Proj. Name:

Packing Material: ☐ Bubble Wrap ☒ Bubble Bags ☐ None ☒ Other: FB **Temp Blank?** ☐ Yes ☒ No

Thermometer Used: ☒ 151401163 ☐ 151401164 **Type of Ice:** ☐ Wet ☐ Blue ☐ None ☐ Samples on ice, cooling process has begun

Cooler Temp Read (°C): 2.5 **Cooler Temp Corrected (°C):** 2.5 **Biological Tissue Frozen?** ☐ Yes ☐ No ☒ N/A

Temp should be above freezing to 6°C **Correction Factor:** True **Date and Initials of Person Examining Contents:** 7/18/17 SK

USDA Regulated Soil (☒ N/A, water sample)

Did samples originate in a quarantine zone within the United States: AL, AR, CA, FL, GA, ID, LA. MS, NC, NM, NY, OK, OR, SC, TN, TX or VA (check maps)? ☐ Yes ☐ No

Did samples originate from a foreign source (internationally, including Hawaii and Puerto Rico)? ☐ Yes ☐ No

If Yes to either question, fill out a Regulated Soil Checklist (F-MN-Q-338) and include with SCUR/COC paperwork.

				COMMENTS:
Chain of Custody Present?	☒ Yes	☐ No		1.
Chain of Custody Filled Out?	☒ Yes	☐ No		2.
Chain of Custody Relinquished?	☒ Yes	☐ No		3.
Sampler Name and/or Signature on COC?	☒ Yes	☐ No	☐ N/A	4.
Samples Arrived within Hold Time?	☒ Yes	☐ No		5.
Short Hold Time Analysis (<72 hr)?	☐ Yes	☒ No		6.
Rush Turn Around Time Requested?	☐ Yes	☒ No		7.
Sufficient Volume?	☒ Yes	☐ No		8.
Correct Containers Used?	☒ Yes	☐ No		9.
-Pace Containers Used?	☒ Yes	☐ No		
Containers Intact?	☒ Yes	☐ No		10.
Filtered Volume Received for Dissolved Tests?	☐ Yes	☐ No	☒ N/A	11. Note if sediment is visible in the dissolved container
Sample Labels Match COC? -Includes Date/Time/ID/Analysis Matrix: WT	☒ Yes	☐ No		12.
All containers needing acid/base preservation have been checked?	☐ Yes	☐ No	☒ N/A	13. ☐ HNO_3 ☐ H_2SO_4 ☐ NaOH Positive for Res. Chlorine? Y N Sample #
All containers needing preservation are found to be in compliance with EPA recommendation? (HNO_3, H_2SO_4, <2pH, NaOH >9 Sulfide, NaOH>12 Cyanide)	☐ Yes	☐ No	☒ N/A	
Exceptions: VOA, Coliform, TOC/DOC Oil and Grease, DRO/8015 (water) and Dioxin.	☒ Yes	☐ No	☐ N/A	Initial when completed: Lot # of added preservative:
Headspace in VOA Vials (>6mm)?	☐ Yes	☐ No	☒ N/A	14.
Trip Blank Present?	☐ Yes	☐ No	☒ N/A	15.
Trip Blank Custody Seals Present?	☐ Yes	☐ No	☒ N/A	
Pace Trip Blank Lot # (if purchased):				

CLIENT NOTIFICATION/RESOLUTION **Field Data Required?** ☐ Yes ☐ No

Person Contacted: Date/Time:

Comments/Resolution:

Project Manager Review: Sarah Porter **Date:** 7/19/2017

Note: Whenever there is a discrepancy affecting North Carolina compliance samples, a copy of this form will be sent to the North Carolina DEHNR Certification Office (i.e out of hold, incorrect preservative, out of temp, incorrect containers).

Pace Analytical Services, LLC.
1700 Elm Street - Suite 200
Minneapolis, MN, 55414

Tel: 612-607-1700
Fax: 612-607-6444

Drinking Water Analysis Results
2,3,7,8-TCDD -- USEPA Method 1613B

Sample ID.....C-12
Client..... PASI Florida
Lab Sample ID..... 35324054001

Date Collected.....07/13/2017
Date Received.....07/18/2017
Date Extracted.....07/25/2017

	Sample C-12	Method Blank	Lab Spike	Lab Spike Dup
[2,3,7,8-TCDD]	**ND**	ND	--	--
EDL	2.2 pg/L	3.1 pg/L	--	--
2,3,7,8-TCDD Recovery	--	--	102%	118%
Spike Recovery Limit	--	--	73-146%	73-146%
RPD			14.4%	
IS Recovery	**56%**	65%	68%	71%
IS Recovery Limits	31-137%	31-137%	25-141%	25-141%
CS Recovery	**82%**	82%	74%	90%
CS Recovery Limits	42-164%	42-164%	37-158%	37-158%
Filename	Y170727B_30	Y170727B_14	Y170727B_12	Y170727B_13
Analysis Date	07/28/2017	07/27/2017	07/27/2017	07/27/2017
Analysis Time	06:21	22:43	21:45	22:14
Analyst	SMT	SMT	SMT	SMT
Volume	0.941L	1.010L	1.048L	1.047L
Dilution	NA	NA	NA	NA
ICAL Date	07/27/2017	07/27/2017	07/27/2017	07/27/2017
CCAL Filename	Y170727B_11	Y170727B_11	Y170727B_11	Y170727B_11

! = Outside the Control Limits
ND = Not Detected
EDL = Estimated Detection Limit
Limits = Control Limits from Method 1613 (10/94 Revision), Tables 6A and 7A
RPD = Relative Percent Difference of Lab Spike Recoveries
IS = Internal Standard [2,3,7,8-TCDD- $^{13}C_{12}$]
CS = Cleanup Standard [2,3,7,8-TCDD- $^{37}Cl_4$]

Analyst: _____

Project No.....10396111

C-14

EnviroTest Laboratories Inc.

ANALYTICAL REPORT

Job Number: 420-123595-3

SDG Number: Clovewood

Job Description: LBG, Inc.

For:
Leggette, Brashears & Graham, Inc.
4 Research Drive
Shelton, CT 06464

Attention: Stacy Stieber

Debra Bayer
Customer Service Manager
dbayer@envirotestlaboratories.com
08/24/2017

NYSDOH ELAP does not certify for all parameters. EnviroTest Laboratories does hold certification for all analytes where certification is offered by ELAP unless otherwise specified in the Certification Information section of this report. Pursuant to NELAP, this report may not be reproduced, except in full, without written approval of the laboratory. EnviroTest Laboratories Inc. certifies that the analytical results contained herein apply only to the samples tested as received by our laboratory. All questions regarding this report should be directed to the EnviroTest Customer Service Representative.

EnviroTest Laboratories, Inc. Certifications and Approvals: NYSDOH 10142, NJDEP NY015, CTDOPH PH-0554

METHOD SUMMARY

Client: Leggette, Brashears & Graham, Inc.

Job Number: 420-123595-3
SDG Number: Clovewood

Description	Lab Location	Method	Preparation Method
Matrix: Water			
ICP Metals by 200.7	EnvTest	EPA 200.7 Rev 4.4	
Sample Filtration	EnvTest		FILTRATION
Total Metals Digestion for 200.7	EnvTest		EPA 200.7
200 Series Drinking Water Prep Determination Step	EnvTest		EPA 200.7/200.8
ICPMS Metals by 200.8	EnvTest	EPA 200.8 Rev.5.4	
200 Series Drinking Water Prep Determination Step	EnvTest		EPA 200.7/200.8
Total Metals Digestion for 200.8	EnvTest		EPA 200.8
Mercury in Water by CVAA	EnvTest	EPA 245.1 Rev.3.0	
Digestion for CVAA Mercury in Waters	EnvTest		EPA 245.1
Anions by Ion Chromatography	EnvTest	MCAWW 300.0	
Anions by Ion Chromatography	EnvTest	EPA 300.0 Rev. 2.1	
EPA 504.1 EDB	Pace	EPA 504.1	
EPA 505 Pesticide/PCB	Pace	EPA 505	
EPA 515 Chlorinated Acids	Pace	EPA 515	
Purgeable Organic Compounds in Water by GC/MS	EnvTest	EPA-DW 524.2	
EPA 525.2 Semivolatile Organics	Pace	EPA 525.2	
EPA 531.1 Carbamate Pesticides in Drinki	Pace	EPA 531.1	
EPA 900 Series GA/GB/RA226/RA228/Gamma	Radios	EPA 900	
Uranium	Radios	STL-STL EPA	
Heterotropic Plate Count	EnvTest	IDEXX SIMPLATE	
Odor, Threshold Test	EnvTest	SM20 SM 2150B	
Alkalinity, Titration Method	EnvTest	SM21 SM 2320B-97,-11	
Corrosivity LSI Calculation	EnvTest	SM20 SM 2330B	
Hardness by Calculation	EnvTest	SM20 SM 2340B-97,-11	
pH	EnvTest	SM19 SM 4500 H+ B	
Nitrite by Colormetric	EnvTest	SM20 SM 4500 NO2 B	
Total Coliform and Escherichia coli by Colilert - Presence/Absence	EnvTest	SMWW SM 9223	
Apparent Color	EnvTest	SM21 SM2120B-01,11	
Turbidity	EnvTest	SM21 SM2130B-01,11	
Total Dissolved Solids (Dried at 180 °C)	EnvTest	SM21 SM2540C-97,11	
Cyanide, Total: Colorimetric Method	EnvTest	SM21 SM4500 CN E-99	
Cyanide: Distillation	EnvTest		SM21 SM 4500 CN C
General Sub Contract Method	Pace	Subcontract	
General Sub Contract Method	Radios	Subcontract	

METHOD SUMMARY

Client: Leggette, Brashears & Graham, Inc.

Job Number: 420-123595-3
SDG Number: Clovewood

Description	Lab Location	Method	Preparation Method

Lab References:

EnvTest = EnviroTest

Pace = Pace Analytical - Ormond Beach

Radios = Pace Analytical Services, Inc.

Method References:

EPA = US Environmental Protection Agency

EPA-DW = "Methods For The Determination Of Organic Compounds In Drinking Water", EPA/600/4-88/039, December 1988 And Its Supplements.

IDEXX =

MCAWW = "Methods For Chemical Analysis Of Water And Wastes", EPA-600/4-79-020, March 1983 And Subsequent Revisions.

SM19 = "Standard Methods For The Examination Of Water And Wastewater", 19Th Edition, 1995."

SM20 = "Standard Methods For The Examination Of Water And Wastewater", 20th Edition."

SM21 = "Standard Methods For The Examination Of Water And Wastewater", 21st Edition

SMWW = "Standard Methods for the Examination of Water and Wastewater"

STL-STL = Severn Trent Laboratories, St. Louis, Facility Standard Operating Procedure.

METHOD / ANALYST SUMMARY

Client: Leggette, Brashears & Graham, Inc.

Job Number: 420-123595-3
SDG Number: Clovewood

Method	Analyst	Analyst ID
EPA-DW 524.2	Andersen, Eric C	ECA
EPA 200.7 Rev 4.4	Sirico, Derek	DS
EPA 200.8 Rev.5.4	Sirico, Derek	DS
EPA 245.1 Rev.3.0	Sirico, Derek	DS
SM20 SM 2340B-97,-11	Sirico, Derek	DS
MCAWW 300.0	Luis, Carlos	CL
EPA 300.0 Rev. 2.1	Luis, Carlos	CL
IDEXX SIMPLATE	O'Driscoll, Kate	KO
SM20 SM 2150B	O'Driscoll, Kate	KO
SM21 SM 2320B-97,-11	Tramantano, Matt	MT
SM20 SM 2330B	Cusack, Renee	RC
SM19 SM 4500 H+ B	O'Driscoll, Kate	KO
SM20 SM 4500 NO2 B	Grant, Ameya	AG
SMWW SM 9223	Grant, Ameya	AG
SM21 SM2120B-01,11	O'Driscoll, Kate	KO
SM21 SM2130B-01,11	O'Driscoll, Kate	KO
SM21 SM2540C-97,11	O'Driscoll, Kate	KO
SM21 SM4500 CN E-99	Osborne, Amy	AO

SAMPLE SUMMARY

Client: Leggette, Brashears & Graham, Inc.

Job Number: 420-123595-3
SDG Number: Clovewood

Lab Sample ID	Client Sample ID	Client Matrix	Date/Time Sampled	Date/Time Received
420-123595-3	C - 14	Drinking Water	07/13/2017 0840	07/13/2017 1000

Client: Leggette, Brashears & Graham, Inc.

Job Number: 420-123595-3
Sdg Number: Clovewood

Client Sample ID: **C - 14**

Lab Sample ID: 420-123595-3
Client Matrix: Drinking Water

Date Sampled: 07/13/2017 0840
Date Received: 07/13/2017 1000

524.2 Purgeable Organic Compounds in Water by GC/MS

Method: 524.2
Preparation: N/A
Dilution: 1.0
Date Analyzed: 07/14/2017 1916
Date Prepared: N/A

Analysis Batch: 420-112453

Instrument ID: Agilent 7890A/5975C
Lab File ID: X071420.D
Initial Weight/Volume: 5 mL
Final Weight/Volume: 5 mL

Analyte	Result (ug/L)	Qualifier	RL
1,1,1,2-Tetrachloroethane	<0.500		0.500
1,1,1-Trichloroethane	<0.500		0.500
1,1,2,2-Tetrachloroethane	<0.500		0.500
1,1,2-Trichloroethane	<0.500		0.500
1,1-Dichloroethane	<0.500		0.500
1,1-Dichloroethene	<0.500		0.500
1,1-Dichloropropene	<0.500		0.500
1,2,3-Trichlorobenzene	<0.500		0.500
1,2,3-Trichloropropane	<0.500		0.500
1,2,4-Trichlorobenzene	<0.500		0.500
1,2,4-Trimethylbenzene	<0.500		0.500
1,2-Dichloroethane	<0.500		0.500
1,2-Dichlorobenzene	<0.500		0.500
1,2-Dichloropropane	<0.500		0.500
1,3-Dichloropropane	<0.500		0.500
1,4-Dichlorobenzene	<0.500		0.500
2,2-Dichloropropane	<0.500		0.500
Benzene	<0.500		0.500
Bromobenzene	<0.500		0.500
Bromochloromethane	<0.500		0.500
Bromomethane	<0.500		0.500
n-Butylbenzene	<0.500		0.500
cis-1,2-Dichloroethene	<0.500		0.500
cis-1,3-Dichloropropene	<0.500		0.500
Carbon tetrachloride	<0.500		0.500
Chlorobenzene	<0.500		0.500
Chloroethane	<0.500		0.500
Chloromethane	<0.500		0.500
Dibromomethane	<0.500		0.500
Ethylbenzene	<0.500		0.500
Dichlorodifluoromethane	<0.500		0.500
Hexachlorobutadiene	<0.500		0.500
Isopropylbenzene	<0.500		0.500
p-Isopropyltoluene	<0.500		0.500
Methylene Chloride	<0.500		0.500
m-Xylene & p-Xylene	<1.00		1.00
Methyl tert-butyl ether	<0.500		0.500
o-Xylene	<0.500		0.500
Tetrachloroethene	<0.500		0.500
Toluene	<0.500		0.500
trans-1,2-Dichloroethene	<0.500		0.500
trans-1,3-Dichloropropene	<0.500		0.500
Trichloroethene	<0.500		0.500
tert-Butylbenzene	<0.500		0.500

Client: Leggette, Brashears & Graham, Inc.

Job Number: 420-123595-3
Sdg Number: Clovewood

Client Sample ID: **C - 14**

Lab Sample ID: 420-123595-3
Client Matrix: Drinking Water

Date Sampled: 07/13/2017 0840
Date Received: 07/13/2017 1000

524.2 Purgeable Organic Compounds in Water by GC/MS

Method: 524.2
Preparation: N/A
Dilution: 1.0
Date Analyzed: 07/14/2017 1916
Date Prepared: N/A

Analysis Batch: 420-112453

Instrument ID: Agilent 7890A/5975C
Lab File ID: X071420.D
Initial Weight/Volume: 5 mL
Final Weight/Volume: 5 mL

Analyte	Result (ug/L)	Qualifier	RL
Trichlorofluoromethane	<0.500		0.500
Vinyl chloride	<0.500		0.500
Xylenes, Total	<1.50		1.50
Styrene	<0.500		0.500
sec-Butylbenzene	<0.500		0.500
1,3,5-Trimethylbenzene	<0.500		0.500
N-Propylbenzene	<0.500		0.500
1,3-Dichlorobenzene	<0.500		0.500
2-Chlorotoluene	<0.500		0.500
4-Chlorotoluene	<0.500		0.500

Surrogate	%Rec	Acceptance Limits
4-Bromofluorobenzene	94	71 - 120
Toluene-d8 (Surr)	110	79 - 121
1,2-Dichloroethane-d4 (Surr)	122	70 - 128

Client: Leggette, Brashears & Graham, Inc.

Job Number: 420-123595-3
Sdg Number: Clovewood

Client Sample ID: **C - 14**

Lab Sample ID: 420-123595-3
Client Matrix: Drinking Water

Date Sampled: 07/13/2017 0840
Date Received: 07/13/2017 1000

200.7 Rev 4.4 ICP Metals by 200.7

Method:	200.7 Rev 4.4	Analysis Batch: 420-112534	Instrument ID:	Thermo ICP
Preparation:	200.7/200.8	Prep Batch: 420-112519	Lab File ID:	N/A
Dilution:	1.0		Initial Weight/Volume:	50 mL
Date Analyzed:	07/18/2017 1839		Final Weight/Volume:	50 mL
Date Prepared:	07/17/2017 1800			

Analyte	Result (ug/L)	Qualifier	RL
Iron	1190	g	60.0
Manganese	281		10.0
Sodium	16500		200
Zinc	37.0		20.0

200.7 Rev 4.4 ICP Metals by 200.7-Dissolved

Method:	200.7 Rev 4.4	Analysis Batch: 420-112597	Instrument ID:	Thermo ICP
Preparation:	200.7	Prep Batch: 420-112501	Lab File ID:	N/A
Dilution:	1.0		Initial Weight/Volume:	50 mL
Date Analyzed:	07/19/2017 1841		Final Weight/Volume:	50 mL
Date Prepared:	07/17/2017 1505			

Analyte	Result (ug/L)	Qualifier	RL
Iron	<60.0		60.0
Manganese	285		10.0

200.8 Rev.5.4 ICPMS Metals by 200.8

Method:	200.8 Rev.5.4	Analysis Batch: 420-112536	Instrument ID:	Perkin Elmer ELAN
Preparation:	200.7/200.8	Prep Batch: 420-112520	Lab File ID:	N/A
Dilution:	1.0		Initial Weight/Volume:	50 mL
Date Analyzed:	07/18/2017 1726		Final Weight/Volume:	50 mL
Date Prepared:	07/17/2017 1800			

Analyte	Result (ug/L)	Qualifier	RL
Lead	<1.00		1.00
Silver	<1.00		1.00
Arsenic	<1.40		1.40
Beryllium	<0.300		0.300
Cadmium	<1.00		1.00
Chromium	<7.00		7.00
Nickel	0.871		0.500
Antimony	<0.400		0.400
Thallium	<0.300		0.300
Barium	13.7		2.00
Selenium	<2.00		2.00

Client: Leggette, Brashears & Graham, Inc.

Job Number: 420-123595-3
Sdg Number: Clovewood

Client Sample ID: **C - 14**

Lab Sample ID:	420-123595-3	Date Sampled:	07/13/2017 0840
Client Matrix:	Drinking Water	Date Received:	07/13/2017 1000

245.1 Rev.3.0 Mercury in Water by CVAA

Method:	245.1 Rev.3.0	Analysis Batch: 420-112511	Instrument ID:	Perkin Elmer FIMS
Preparation:	245.1	Prep Batch: 420-112451	Lab File ID:	N/A
Dilution:	1.0		Initial Weight/Volume:	25 mL
Date Analyzed:	07/18/2017 1213		Final Weight/Volume:	25 mL
Date Prepared:	07/17/2017 1115			

Analyte	Result (ug/L)	Qualifier	RL
Mercury	<0.200		0.200

SM 2340B-97,-11 Hardness by Calculation

Method:	SM 2340B-97,-11	Analysis Batch: 420-112542	Instrument ID:	None
Preparation:	N/A		Lab File ID:	N/A
Dilution:	1.0		Initial Weight/Volume:	
Date Analyzed:	07/18/2017 1839		Final Weight/Volume:	
Date Prepared:	N/A			

Analyte	Result (mg/L)	Qualifier	RL
Calcium hardness as calcium carbonate	60.5		1.25

Client: Leggette, Brashears & Graham, Inc.

Job Number: 420-123595-3
Sdg Number: Clovewood

Biology

Client Sample ID: **C - 14**

Lab Sample ID: 420-123595-3
Client Matrix: Drinking Water

Date Sampled: 07/13/2017 0840
Date Received: 07/13/2017 1000

Analyte	Result	Qual	Units	Dil	Method
Coliform, Total	Absent		CFU/100mL	1.0	SM 9223
	Anly Batch: 420-112380	Date Analyzed	07/13/2017 1510		
Escherichia coli	Absent		CFU/100mL	1.0	SM 9223
	Anly Batch: 420-112380	Date Analyzed	07/13/2017 1510		

Analyte	Result	Qual	Units	RL	Dil	Method
Heterotrophic Plate Count	42.0		CFU/mL	2.00	1.0	SIMPLATE
	Anly Batch: 420-112413	Date Analyzed	07/13/2017 1550			

General Chemistry

Client: Leggette, Brashears & Graham, Inc.

Job Number: 420-123595-3
Sdg Number: Clovewood

General Chemistry

Client Sample ID: **C - 14**

Lab Sample ID: 420-123595-3
Client Matrix: Drinking Water

Date Sampled: 07/13/2017 0840
Date Received: 07/13/2017 1000

Analyte	Result	Qual	Units	RL	Dil	Method
Nitrate as N	<0.250		mg/L	0.250	1.0	300.0
	Anly Batch: 420-112412	Date Analyzed	07/13/2017 1644			

Analyte	Result	Qual	Units	Dil	Method
Langelier Index	-0.690		NONE	1.0	SM 2330B
	Anly Batch: 420-112765	Date Analyzed	07/26/2017 1302		

Client: Leggette, Brashears & Graham, Inc.

Job Number: 420-123595-3
Sdg Number: Clovewood

General Chemistry

Client Sample ID: **C - 14**

Lab Sample ID: 420-123595-3
Client Matrix: Drinking Water

Date Sampled: 07/13/2017 0840
Date Received: 07/13/2017 1000

Analyte	Result	Qual	Units	RL	Dil	Method
Alkalinity	123		mg/L	5.00	1.0	SM 2320B-97,-11
Anly Batch: 420-112669	Date Analyzed		07/21/2017 1730			
Total Dissolved Solids	152		mg/L	5.00	1.0	SM2540C-97,11
Anly Batch: 420-112602	Date Analyzed		07/20/2016 1700			
Chloride	2.45		mg/L	1.50	1.0	300.0 Rev. 2.1
Anly Batch: 420-112412	Date Analyzed		07/13/2017 1644			
Sulfate	12.3		mg/L	5.00	1.0	300.0 Rev. 2.1
Anly Batch: 420-112412	Date Analyzed		07/13/2017 1644			
Fluoride	<0.500		mg/L	0.500	1.0	300.0 Rev. 2.1
Anly Batch: 420-112412	Date Analyzed		07/13/2017 1644			
Cyanide, Total	<0.00500		mg/L	0.00500	1.0	SM4500 CN E-99
Anly Batch: 420-112524	Date Analyzed		07/18/2017 1400			
Prep Batch:	Date Prepared:		07/14/2017 1300			
Apparent Color	20.0	g	Pt-Co	2.00	1.0	SM2120B-01,11
Anly Batch: 420-112486	Date Analyzed		07/13/2017 1648			
pH@color measurement	7.19		SU	2.00	1.0	SM2120B-01,11
Anly Batch: 420-112486	Date Analyzed		07/13/2017 1648			
Turbidity	11.6	g	NTU	0.100	1.0	SM2130B-01,11
Anly Batch: 420-112420	Date Analyzed		07/13/2017 1812			
Odor	1.00		T.O.N.	1.00	1.0	SM 2150B
Anly Batch: 420-112485	Date Analyzed		07/13/2017 1800			
Temp @ Odor Measurement	60.0		Degrees C	5.00	1.0	SM 2150B
Anly Batch: 420-112485	Date Analyzed		07/13/2017 1800			
pH	7.19	H	SU	0.200	1.0	SM 4500 H+ B
Anly Batch: 420-112487	Date Analyzed		07/13/2017 1747			
Temp @ pH Measurement	17.1		Degrees C	5.00	1.0	SM 4500 H+ B
Anly Batch: 420-112487	Date Analyzed		07/13/2017 1747			
Nitrite as N	<0.0100		mg/L	0.0100	1.0	SM 4500 NO2 B
Anly Batch: 420-112510	Date Analyzed		07/14/2017 1047			

DATA REPORTING QUALIFIERS

Client: Leggette, Brashears & Graham, Inc.

Job Number:
Sdg Number: Clovewood

Lab Section	Qualifier	Description
Metals		
	g	Result fails applicable NYS drinking water standards
General Chemistry		
	g	Result fails applicable NYS drinking water standards
	H	Sample was prepped or analyzed beyond the specified holding time

Certification Information

Client: Leggette, Brashears & Graham, Inc.

Job Number:

Sdg Number: Clovewood

The following analytes are Not Part of the ELAP scope of accreditation:

Sulfur, Tungsten, Silicon, Bicarbonate Alkalinity, 7 Day BOD 5210C, 28 Day BOD, Soluble BOD, Carbon Dioxide, Carbonate Alkalinity, CBOD Soluble, Chlorine, Cyanide (WAD), Ferrous Iron, Ferric Iron, Total Nitrogen, Total Organic Nitrogen, Dissolved Oxygen, pH, Phenolphthalein Alkalinity, Solids (Fixed), Solids (Percent), Solids (Percent Moisture) , Solids (Percent Volatile), Solids (Volatile Suspended), Temperature, TKN (Soluble), COD (Soluble), Total Inorganic Carbon, Volatile Acids as Acetic Acid, 2-Aminopyridine, 3-Picoline, 1-Methyl-2-pyrrilidinone, Aziridine, Dimethyl sulfoxide, 1-Chlorohexane, Iron Bacteria, Salmonella, & Sulfur Reducing Bacteria.

The following analytes are Not Part of ELAP Potable Water scope of accreditation:

Cobalt (200.7, 200.8), Tin (200.7), Strontium (200.7), Gold (200.7), Platinum (200.7), Palladium (200.7), Titanium (200.7), Phosphorus (365.3), Nitrate-Nitrite (10-107-4-1C, 353.2), m-Xylene & p-Xylene (502.2, 524), Naphthalene (502.2), o-Xylene (502.2, 524), & Fecal Coliform (9222D).

The following analytes are Not Part of ELAP Solid and Hazardous Waste scope of accreditation:

Ammonia (SM 4500NH3G), TKN (351.2), Phosphorus (365.3), 1,2-Dichloro-1,1,2-trifluoroethane (8260), & Chlorodifluoromethane (8260).

The following analytes are Not Part of ELAP Non Potable Water scope of accreditation:

Dissolved Organic Carbon (5310C), Mecoprop (8151A), & MCPA (8151A).

Definitions and Glossary

Client: Leggette, Brashears & Graham, Inc.

Job Number:

Sdg Number: Clovewood

Abbreviation	These commonly used abbreviations may or may not be present in this report.
%R	Percent Recovery
DL, RA, RE	Indicates a Dilution, Reanalysis or Reextraction.
EPA	United States Environmental Protection Agency
MDL	Method Detection Limit - an estimate of the minimum amount of a substance that an analytical process can reliably detect. A MDL is analyte- and matrix-specific and may be laboratory-dependent.
ND	Not detected at the reporting limit (or MDL if shown).
QC	Quality Control
RL	Reporting Limit - the minimum levels, concentrations, or quantities of a target variable (e.g., target analyte) that can be reported with a specified degree of confidence.
RPD	Relative Percent Difference - a measure of the relative difference between two points.

EnviroTest Laboratories, Inc.

CHAIN OF CUSTODY

123595-3

REPORT# (Lab Use Only)

Lab Name: EnviroTest Laboratories
Address & Phone: 315 Fullerton Avenue, Newburgh, New York 12550 845-562-0890

PROJECT REFERENCE	PROJECT NO.	PROJECT LOCATION
Clovewood		
ENVIROTEST PROJECT MANAGER: Debra Bayer	P.O. NUMBER	TOWN
CLIENT (SITE) PM: LBG, Inc.	CLIENT PHONE: 203-929-8555	CLIENT FAX
CLIENT NAME: Stacy Stieber		
CLIENT ADDRESS: 4 Research Drive, Suite 204, Shelton, CT 06484		
COMPANY CONTRACTING THIS WORK (if applicable):		

PAGE 1 of 1

TURNAROUND TIME: NORMAL X; QUICK ____; VERBAL ____

#OF COOLERS: 1

SAMPLE DATE	SAMPLE TIME	SAMPLE IDENTIFICATION	MATRIX TYPE: COMPOSITE (C) OR GRAB (G) INDICATE	AQUEOUS (WATER)	D (Drinking Water) or W (Waste Water) Indicate	SOLID OR SEMISOLID	OTHER Specify	MPA C/G kit	40ml Vials HCl	40ml Sodium Thio.	250ml Amber Sodium Thio.	Liter Amber HCl/Na2SO3	250ml Plastic Nitric Acid	40ml Mon/Sod.Thio(liquid)	Liter Plastic	250ml Plastic Sodium Hyd.	125ml Plastic Sterile	Liter Plastic Nitric	40ml Vials Unpres	REMARKS
7/13/17	840	C-14			D				3	2	1	2	1	2	4	1	2	5	2	Table 8B (Sb,As,Ba,Be,Cd,Cr,Cn,Hg,Ni
																				Se,Tl,F)
																				Table 8C (NO3,NO2)
								2-Liter Amber Unpres.												Table 8D (Cl,Fe,Mn,Ag,Na,SO4,Zn,Odor,Color)
								1-250ml Amber Unpres.												524.2 (POC,MTBE,Vinyl Chloride)
								3-250ml Plastic Unpres. (no air)												SOCs (504,508,515,525,531,547,548,549,Dioxin)
								2-40ml Amber Sodium Thio.												Additional Tests (Total coliform
								1-500ml Amber Sodium Thio.												thru Zinc)
								1-Liter Amber Plastic Sodium Thio.&H2SO4												Radio(Gross Alpha/Beta,Radium-226/228,Uranium)
								2-Liter Amber Sodium Thio.												Radon
																				Dissolved Fe, Mn

RELINQUISHED BY: (SIGNATURE)	COMPANY	DATE	TIME	RECEIVED BY: (SIGNATURE)	COMPANY	DATE	TIME
[signature]	LBG	7/13/17	1143				
SAMPLED BY: (SIGNATURE) [signature]	COMPANY LBG	DATE 7/13/17	TIME 840	RECEIVED BY: (SIGNATURE)	COMPANY	DATE	TIME
RELINQUISHED BY: (SIGNATURE)	COMPANY	DATE	TIME	RECEIVED BY: (SIGNATURE)	COMPANY	DATE	TIME

SUBCONTACT: PACE-SOCs, Radio, Radon; ASI-MPA/Crypto/Giardia

RECEIVED FOR LABORATORY BY: (SIGNATURE)	DATE	TIME	CUSTODY INTACT	Cooler Temp:.	LABORATORY REMARKS: ICE ✓ pH____ CL2____ Reveiwed by____
[signature]	7/13/17	1143	YES NO	3.5°C IR #3	

08/24/2017

LOGIN SAMPLE RECEIPT CHECK LIST

Client: Leggette, Brashears & Graham, Inc.

Job Number: 420-123595-3
SDG Number: Clovewood

Login Number: **123595**

Question	T/F/NA	Comment
Samples were collected by ETL employee as per SOP-SAM-1	NA	
The cooler's custody seal, if present, is intact.	NA	
The cooler or samples do not appear to have been compromised or tampered with.	True	
Samples were received on ice.	True	
Cooler Temperature is recorded.	True	3.5C
Cooler Temp. is within method specified range.(0-6 C PW, 0-8 C NPW, or BAC <10 C	True	
If false, was sample received on ice within 6 hours of collection.	NA	
Based on above criteria cooler temperature is acceptable.	True	
COC is present.	True	
COC is filled out in ink and legible.	True	
COC is filled out with all pertinent information.	True	
There are no discrepancies between the sample IDs on the containers and the COC.	True	
Samples are received within Holding Time.	False	pH
Sample containers have legible labels.	True	
Containers are not broken or leaking.	True	
Sample collection date/times are provided.	True	
Appropriate sample containers are used.	True	
Sample bottles are completely filled.	True	
There is sufficient vol. for all requested analyses, incl. any requested MS/MSDs	True	
VOA sample vials do not have headspace or bubble is <6mm (1/4") in diameter.	True	
If necessary, staff have been informed of any short hold time or quick TAT needs	True	
Multiphasic samples are not present.	True	
Samples do not require splitting or compositing.	True	

Pace Analytical Services, LLC
1638 Roseytown Road - Suites 2,3,4
Greensburg, PA 15601
(724)850-5600

August 03, 2017

Ms. Debra Bayer
EnviroTest Laboratories, Inc.
315 Fullerton Avenue
Newburgh, NY 12550

RE: Project: 42001269
Pace Project No.: 30224098

Dear Ms. Bayer:
Enclosed are the analytical results for sample(s) received by the laboratory on July 14, 2017. The results relate only to the samples included in this report. Results reported herein conform to the most current, applicable TNI/NELAC standards and the laboratory's Quality Assurance Manual, where applicable, unless otherwise noted in the body of the report.

If you have any questions concerning this report, please feel free to contact me.

Sincerely,

Jacquelyn Collins
jacquelyn.collins@pacelabs.com
(724)850-5612
Project Manager

Enclosures

cc: Janine Rader, EnviroTest Laboratories, Inc.

This report shall not be reproduced, except in full,
without the written consent of Pace Analytical Services, LLC.

Pace Analytical Services, LLC
1638 Roseytown Road - Suites 2,3,4
Greensburg, PA 15601
(724)850-5600

CERTIFICATIONS

Project: 42001269
Pace Project No.: 30224098

Pennsylvania Certification IDs

1638 Roseytown Rd Suites 2,3&4, Greensburg, PA 15601
L-A-B DOD-ELAP Accreditation #: L2417
Alabama Certification #: 41590
Arizona Certification #: AZ0734
Arkansas Certification
California Certification #: 04222CA
Colorado Certification
Connecticut Certification #: PH-0694
Delaware Certification
Florida/TNI Certification #: E87683
Georgia Certification #: C040
Guam Certification
Hawaii Certification
Idaho Certification
Illinois Certification
Indiana Certification
Iowa Certification #: 391
Kansas/TNI Certification #: E-10358
Kentucky Certification #: 90133
Louisiana DHH/TNI Certification #: LA140008
Louisiana DEQ/TNI Certification #: 4086
Maine Certification #: PA00091
Maryland Certification #: 308
Massachusetts Certification #: M-PA1457
Michigan/PADEP Certification
Missouri Certification #: 235
Montana Certification #: Cert 0082
Nebraska Certification #: NE-05-29-14
Nevada Certification #: PA014572015-1
New Hampshire/TNI Certification #: 2976
New Jersey/TNI Certification #: PA 051
New Mexico Certification #: PA01457
New York/TNI Certification #: 10888
North Carolina Certification #: 42706
North Dakota Certification #: R-190
Oregon/TNI Certification #: PA200002
Pennsylvania/TNI Certification #: 65-00282
Puerto Rico Certification #: PA01457
Rhode Island Certification #: 65-00282
South Dakota Certification
Tennessee Certification #: TN2867
Texas/TNI Certification #: T104704188-14-8
Utah/TNI Certification #: PA014572015-5
USDA Soil Permit #: P330-14-00213
Vermont Dept. of Health: ID# VT-0282
Virgin Island/PADEP Certification
Virginia/VELAP Certification #: 460198
Washington Certification #: C868
West Virginia DEP Certification #: 143
West Virginia DHHR Certification #: 9964C
Wisconsin Certification
Wyoming Certification #: 8TMS-L

This report shall not be reproduced, except in full,
without the written consent of Pace Analytical Services, LLC.

Pace Analytical Services, LLC
1638 Roseytown Road - Suites 2,3,4
Greensburg, PA 15601
(724)850-5600

SAMPLE SUMMARY

Project: 42001269
Pace Project No.: 30224098

Lab ID	Sample ID	Matrix	Date Collected	Date Received
30224098001	**C-14 (420-123595-3)**	Drinking Water	07/13/17 08:40	07/14/17 10:20

This report shall not be reproduced, except in full,
without the written consent of Pace Analytical Services, LLC.

Pace Analytical Services, LLC
1638 Roseytown Road - Suites 2,3,4
Greensburg, PA 15601
(724)850-5600

SAMPLE ANALYTE COUNT

Project: 42001269
Pace Project No.: 30224098

Lab ID	Sample ID	Method	Analysts	Analytes Reported
30224098001	**C-14 (420-123595-3)**	SM7500RnB-07	NEG	1
		EPA 900.0	NEG	2
		EPA 903.1	WRR	1
		EPA 904.0	VAL	1
		ASTM D5174-97	RMK	1

This report shall not be reproduced, except in full,
without the written consent of Pace Analytical Services, LLC.

Pace Analytical Services, LLC
1638 Roseytown Road - Suites 2,3,4
Greensburg, PA 15601
(724)850-5600

ANALYTICAL RESULTS - RADIOCHEMISTRY

Project: 42001269
Pace Project No.: 30224098

Sample: C-14 (420-123595-3) **Lab ID: 30224098001** Collected: 07/13/17 08:40 Received: 07/14/17 10:20 Matrix: Drinking Water
PWS: Site ID: Sample Type:

Parameters	Method	Act ± Unc (MDC) Carr Trac	Units	Analyzed	CAS No.	Qual
Radon	SM7500RnB-07	**169.4 ± 33.7 (46.0)** **C:NA T:NA**	pCi/L	07/15/17 06:01	10043-92-2	
Gross Alpha	EPA 900.0	**1.75 ± 1.40 (2.53)** **C:NA T:NA**	pCi/L	07/24/17 08:36	12587-46-1	
Gross Beta	EPA 900.0	**1.77 ± 0.816 (1.42)** **C:NA T:NA**	pCi/L	07/24/17 08:36	12587-47-2	
Radium-226	EPA 903.1	**0.378 ± 0.494 (0.826)** **C:NA T:91%**	pCi/L	07/26/17 12:51	13982-63-3	
Radium-228	EPA 904.0	**0.624 ± 0.345 (0.665)** **C:73% T:90%**	pCi/L	07/27/17 11:16	15262-20-1	
Total Uranium	ASTM D5174-97	**0.258 ± 0.010 (0.193)** **C:NA T:NA**	ug/L	08/03/17 16:23	7440-61-1	

This report shall not be reproduced, except in full,
without the written consent of Pace Analytical Services, LLC.

Pace Analytical Services, LLC
1638 Roseytown Road - Suites 2,3,4
Greensburg, PA 15601
(724)850-5600

QUALITY CONTROL - RADIOCHEMISTRY

Project: 42001269
Pace Project No.: 30224098

QC Batch: 265143
QC Batch Method: ASTM D5174-97
Analysis Method: ASTM D5174-97
Analysis Description: D5174.97 Total Uranium KPA
Associated Lab Samples: 30224098001

METHOD BLANK: 1306496
Matrix: Water
Associated Lab Samples: 30224098001

Parameter	Act ± Unc (MDC) Carr Trac	Units	Analyzed	Qualifiers
Total Uranium	0.064 ± 0.004 (0.193) C:NA T:NA	ug/L	08/03/17 11:33	

Results presented on this page are in the units indicated by the "Units" column except where an alternate unit is presented to the right of the result.

REPORT OF LABORATORY ANALYSIS

This report shall not be reproduced, except in full,
without the written consent of Pace Analytical Services, LLC.

Pace Analytical Services, LLC
1638 Roseytown Road - Suites 2,3,4
Greensburg, PA 15601
(724)850-5600

QUALITY CONTROL - RADIOCHEMISTRY

Project: 42001269
Pace Project No.: 30224098

QC Batch: 265053 | Analysis Method: SM7500RnB-07
QC Batch Method: SM7500RnB-07 | Analysis Description: 7500Rn B Radon
Associated Lab Samples: 30224098001

METHOD BLANK: 1305441 | Matrix: Water
Associated Lab Samples: 30224098001

Parameter	Act ± Unc (MDC) Carr Trac	Units	Analyzed	Qualifiers
Radon	2.8 ± 18.8 (32.7) C:NA T:NA	pCi/L	07/15/17 02:40	

Results presented on this page are in the units indicated by the "Units" column except where an alternate unit is presented to the right of the result.

This report shall not be reproduced, except in full,
without the written consent of Pace Analytical Services, LLC.

Pace Analytical Services, LLC
1638 Roseytown Road - Suites 2,3,4
Greensburg, PA 15601
(724)850-5600

QUALITY CONTROL - RADIOCHEMISTRY

Project: 42001269
Pace Project No.: 30224098

QC Batch: 265152 | Analysis Method: EPA 903.1
QC Batch Method: EPA 903.1 | Analysis Description: 903.1 Radium-226
Associated Lab Samples: 30224098001

METHOD BLANK: 1306510 | Matrix: Water
Associated Lab Samples: 30224098001

Parameter	Act ± Unc (MDC) Carr Trac	Units	Analyzed	Qualifiers
Radium-226	0.159 ± 0.312 (0.570) C:NA T:95%	pCi/L	07/26/17 12:14	

Results presented on this page are in the units indicated by the "Units" column except where an alternate unit is presented to the right of the result.

This report shall not be reproduced, except in full,
without the written consent of Pace Analytical Services, LLC.

Pace Analytical Services, LLC
1638 Roseytown Road - Suites 2,3,4
Greensburg, PA 15601
(724)850-5600

QUALITY CONTROL - RADIOCHEMISTRY

Project: 42001269
Pace Project No.: 30224098

QC Batch: 265148 | Analysis Method: EPA 900.0
QC Batch Method: EPA 900.0 | Analysis Description: 900.0 Gross Alpha/Beta
Associated Lab Samples: 30224098001

METHOD BLANK: 1306505 | Matrix: Water
Associated Lab Samples: 30224098001

Parameter	Act ± Unc (MDC) Carr Trac	Units	Analyzed	Qualifiers
Gross Alpha	-0.333 ± 0.399 (1.52) C:NA T:NA	pCi/L	07/24/17 08:35	
Gross Beta	-0.362 ± 0.578 (1.62) C:NA T:NA	pCi/L	07/24/17 08:35	

Results presented on this page are in the units indicated by the "Units" column except where an alternate unit is presented to the right of the result.

This report shall not be reproduced, except in full,
without the written consent of Pace Analytical Services, LLC.

Pace Analytical Services, LLC
1638 Roseytown Road - Suites 2,3,4
Greensburg, PA 15601
(724)850-5600

QUALITY CONTROL - RADIOCHEMISTRY

Project: 42001269
Pace Project No.: 30224098

QC Batch: 265158 | Analysis Method: EPA 904.0
QC Batch Method: EPA 904.0 | Analysis Description: 904.0 Radium 228
Associated Lab Samples: 30224098001

METHOD BLANK: 1306521 | Matrix: Water
Associated Lab Samples: 30224098001

Parameter	Act ± Unc (MDC) Carr Trac	Units	Analyzed	Qualifiers
Radium-228	0.0810 ± 0.316 (0.717) C:75% T:85%	pCi/L	07/27/17 11:14	

Results presented on this page are in the units indicated by the "Units" column except where an alternate unit is presented to the right of the result.

This report shall not be reproduced, except in full,
without the written consent of Pace Analytical Services, LLC.

Pace Analytical Services, LLC
1638 Roseytown Road - Suites 2,3,4
Greensburg, PA 15601
(724)850-5600

QUALIFIERS

Project: 42001269
Pace Project No.: 30224098

DEFINITIONS

DF - Dilution Factor, if reported, represents the factor applied to the reported data due to dilution of the sample aliquot.

ND - Not Detected at or above adjusted reporting limit.

TNTC - Too Numerous To Count

J - Estimated concentration above the adjusted method detection limit and below the adjusted reporting limit.

MDL - Adjusted Method Detection Limit.

PQL - Practical Quantitation Limit.

RL - Reporting Limit.

S - Surrogate

1,2-Diphenylhydrazine decomposes to and cannot be separated from Azobenzene using Method 8270. The result for each analyte is a combined concentration.

Consistent with EPA guidelines, unrounded data are displayed and have been used to calculate % recovery and RPD values.

LCS(D) - Laboratory Control Sample (Duplicate)

MS(D) - Matrix Spike (Duplicate)

DUP - Sample Duplicate

RPD - Relative Percent Difference

NC - Not Calculable.

SG - Silica Gel - Clean-Up

U - Indicates the compound was analyzed for, but not detected.

N-Nitrosodiphenylamine decomposes and cannot be separated from Diphenylamine using Method 8270. The result reported for each analyte is a combined concentration.

Act - Activity

Unc - Uncertainty: SDWA = 1.96 sigma count uncertainty, all other matrices = Expanded Uncertainty (95% confidence interval). Gamma Spec = Expanded Uncertainty (95.4% Confidence Interval)

(MDC) - Minimum Detectable Concentration

Trac - Tracer Recovery (%)

Carr - Carrier Recovery (%)

Pace Analytical is TNI accredited. Contact your Pace PM for the current list of accredited analytes.

TNI - The NELAC Institute.

This report shall not be reproduced, except in full,
without the written consent of Pace Analytical Services, LLC.

EnviroTest Laboratories, Inc.
315 Fullerton Avenue
Newburgh, NY 12550
Phone (845) 562-0890 Fax (845) 562-0841

Chain of Custody Record

EnviroTest Laboratories Inc.

Client Information (Sub Contract Lab)	Sampler: S Stieber of LBG 7/13/17 03	Lab PM: Bayer, Debra	Carrier Tracking No(s):	COC No: 420-9119.1
Client Contact: Shipping/Receiving	Phone:	E-Mail: dbayer@envirotestlaboratories.com		Page: Page 1 of 1
Company: Pace Analytical Services, Inc.				STL Job #: 420-123595-3
Address: 1638 Roseytown Rd,Suites 2,3,4, ,	Due Date Requested: 7/27/2017			
City: Greensburg	TAT Requested (days):			
State, Zip: PA, 15601				
Phone:	PO #:			
Email:	WO #:			
Project Name: LBG, Inc.	Project #: 42001269			
Site:	SSOW#:			

Analysis Requested

Sample Identification Client ID (Lab ID)	Sample Date	Sample Time	Sample Type (C=comp, G=grab)	Matrix (W=water, S=solid, O=waste/oil, BT=Tissue, A=Air)	Field Filtered Sample (Yes or No)	Perform MS/MSD (Yes or No)	SUBCONTRACT/ 900 GA/GB/RA 226/RA 228	SUBCONTRACT/ Total Uranium	SUBCONTRACT/ Radon	Total Number of containers	Special Instructions/Note:
			Preservation Code:								
C - 14 (420-123595-3)	7/13/17	8:40		Water			X	X	X	7	001

Preservation Codes:

A - HCL	M - Hexane
B - NaOH	N - None
C - Zn Acetate	O - AsNaO2
D - Nitric Acid	P - Na2O4S
E - NaHSO4	Q - Na2SO3
F - MeOH	R - Na2S2SO3
G - Amchlor	S - H2SO4
H - Ascorbic Acid	T - TSP Dodecahydrate
I - Ice	U - Acetone
J - DI Water	V - MCAA
K - EDTA	W - ph 4-5
L - EDA	Z - other (specify)

Other:

NM Spoke 7/18/17

WO#:30224098

30224098

Possible Hazard Identification
☐ *Non-Hazard* ☐ *Flammable* ☐ *Skin Irritant* ☐ *Poison B* ☐ *Unknown* ☐ *Radiological*

Sample Disposal (A fee may be assessed if samples are retained longer than 1 month)
☐ *Return To Client* ☐ *Disposal By Lab* ☐ *Archive For* _____ *Months*

Deliverable Requested: I, II, III, IV, Other (specify)

Special Instructions/QC Requirements:

Empty Kit Relinquished by:	Date:	Time:	Method of Shipment:		
Relinquished by: D. Meyer	Date/Time: 7/13/17	Company: LBG	Received by:	Date/Time: 7/14/17 1020	Company: PACE
Relinquished by:	Date/Time:	Company	Received by:	Date/Time:	Company
Relinquished by:	Date/Time:	Company	Received by:	Date/Time:	Company
Custody Seals Intact: Δ Yes Δ No	Custody Seal No.:		Cooler Temperature(s) °C and Other Remarks:		

Sample Condition Upon Receipt Pittsburgh

30224098

Pace Analytical

Client Name: Envirotest Labs. Project # _____

Label ZH.
LIMS Login AM

Courier: ☑ Fed Ex ☐ UPS ☐ USPS ☐ Client ☐ Commercial ☐ Pace Other _____

Tracking #: 7796 2549 3330

Custody Seal on Cooler/Box Present: ☐ yes ☑ no Seals Intact: ☐ yes ☐ no

Thermometer Used 8 Type of Ice: (Wet) Blue None

Cooler Temperature Observed Temp 3.5 °C Correction Factor: 0.0 °C Final Temp: 3.5 °C

Temp should be above freezing to 6°C

Date and initials of person examining contents: ZH 7/14/17

Comments:	Yes	No	N/A	
Chain of Custody Present:	✓			1.
Chain of Custody Filled Out:	✓			2.
Chain of Custody Relinquished:	✓			3.
Sampler Name & Signature on COC:		✓		4.
Sample Labels match COC: -Includes date/time/ID Matrix: WT	✓			5.
Samples Arrived within Hold Time:	✓			6.
Short Hold Time Analysis (<72hr remaining):	✓			7.
Rush Turn Around Time Requested:		✓		8.
Sufficient Volume:	✓			9.
Correct Containers Used:	✓			10.
-Pace Containers Used:		✓		
Containers Intact:	✓			11.
Orthophosphate field filtered				12.
Organic Samples checked for dechlorination:			✓	13.
Filtered volume received for Dissolved tests			✓	14.
All containers have been checked for preservation.	✓			15.
All containers needing preservation are found to be in compliance with EPA recommendation.	✓			
exceptions: VOA, coliform, TOC, O&G, Phenolics				Initial when completed ZH / Date/time of preservation / Lot # of added preservative
Headspace in VOA Vials (>6mm):			✓	16.
Trip Blank Present:			✓	17.
Trip Blank Custody Seals Present			✓	
Rad Aqueous Samples Screened > 0.5 mrem/hr		✓		Initial when completed: ZH Date: 7/14/17

Client Notification/ Resolution:

Person Contacted: _____ Date/Time: _____ Contacted By: _____

Comments/ Resolution: _____

☐ A check in this box indicates that additional information has been stored in ereports.

Note: Whenever there is a discrepancy affecting North Carolina compliance samples, a copy of this form will be sent to the North Carolina DEHNR Certification Office (i.e. out of hold, incorrect preservative, out of temp, incorrect containers)

*PM review is documented electronically in LIMS. When the Project Manager closes the SRF Review schedule in LIMS. The review is in the Status section of the Workorder Edit Screen.

Pace Analytical Services, LLC
8 East Tower Circle
Ormond Beach, FL 32174
(386)672-5668

August 07, 2017

Ron Bayer
EnviroTest Laboratories Inc.
315 Fullerton Avenue
Newburgh, NY 12550

RE: Project: LBG,Inc 42001269
Pace Project No.: 35324055

Dear Ron Bayer:
Enclosed are the analytical results for sample(s) received by the laboratory on July 15, 2017. The results relate only to the samples included in this report. Results reported herein conform to the most current, applicable TNI/NELAC standards and the laboratory's Quality Assurance Manual, where applicable, unless otherwise noted in the body of the report.

If you have any questions concerning this report, please feel free to contact me.

Sincerely,

Bo Garcia
bo.garcia@pacelabs.com
(386)672-5668
Project Manager

Enclosures

cc: Debra Bayer, EnviroTest Laboratories Inc.
Renee Cusack, EnviroTest Laboratories Inc.
Laura Marciano, EnviroTest Laboratories Inc.
Janine Rader, EnviroTest Laboratories Inc.
Meredith Ruthven, EnviroTest Laboratories Inc.

This report shall not be reproduced, except in full,
without the written consent of Pace Analytical Services, LLC.

Pace Analytical Services, LLC
8 East Tower Circle
Ormond Beach, FL 32174
(386)672-5668

CERTIFICATIONS

Project: LBG,Inc 42001269
Pace Project No.: 35324055

Ormond Beach Certification IDs

8 East Tower Circle, Ormond Beach, FL 32174
Alabama Certification #: 41320
Connecticut Certification #: PH-0216
Delaware Certification: FL NELAC Reciprocity
Florida Certification #: E83079
Georgia Certification #: 955
Guam Certification: FL NELAC Reciprocity
Hawaii Certification: FL NELAC Reciprocity
Illinois Certification #: 200068
Indiana Certification: FL NELAC Reciprocity
Kansas Certification #: E-10383
Louisiana Certification #: FL NELAC Reciprocity
Louisiana Environmental Certificate #: 05007
Maryland Certification: #346
Michigan Certification #: 9911
Mississippi Certification: FL NELAC Reciprocity
Missouri Certification #: 236
Montana Certification #: Cert 0074
Nebraska Certification: NE-OS-28-14
Nevada Certification: FL NELAC Reciprocity
New York Certification #: 11608
North Carolina Environmental Certificate #: 667
North Carolina Certification #: 12710
Oklahoma Certification #: D9947
Pennsylvania Certification #: 68-00547
Puerto Rico Certification #: FL01264
South Carolina Certification: #96042001
Tennessee Certification #: TN02974
Texas Certification: FL NELAC Reciprocity
US Virgin Islands Certification: FL NELAC Reciprocity
Virginia Environmental Certification #: 460165
Wyoming Certification: FL NELAC Reciprocity
West Virginia Certification #: 9962C
Wisconsin Certification #: 399079670
Wyoming (EPA Region 8): FL NELAC Reciprocity

Long Island Certification IDs

575 Broad Hollow Rd, Melville, NY 11747
New York Certification #: 10478 Primary Accrediting Body
New Jersey Certification #: NY158
Pennsylvania Certification #: 68-00350
Connecticut Certification #: PH-0435
Maryland Certification #: 208
Rhode Island Certification #: LAO00340
Massachusetts Certification #: M-NY026
New Hampshire Certification #: 2987

This report shall not be reproduced, except in full,
without the written consent of Pace Analytical Services, LLC.

Pace Analytical Services, LLC
8 East Tower Circle
Ormond Beach, FL 32174
(386)672-5668

SAMPLE SUMMARY

Project: LBG,Inc 42001269
Pace Project No.: 35324055

Lab ID	Sample ID	Matrix	Date Collected	Date Received
35324055001	**C-14**	Drinking Water	07/13/17 08:40	07/15/17 11:10

This report shall not be reproduced, except in full,
without the written consent of Pace Analytical Services, LLC.

Pace Analytical Services, LLC
8 East Tower Circle
Ormond Beach, FL 32174
(386)672-5668

SAMPLE ANALYTE COUNT

Project: LBG,Inc 42001269
Pace Project No.: 35324055

Lab ID	Sample ID	Method	Analysts	Analytes Reported	Laboratory
35324055001	**C-14**	EPA 504.1	BP1	2	PASI-O
		EPA 505	MMR	3	
		EPA 508.1	NS1	18	PASI-O
		EPA 515.3	LJM	8	PASI-O
		EPA 531.1	WFH	9	PASI-O
		EPA 547	NMB	1	PASI-O
		EPA 549.2	NMB	1	PASI-O
		EPA 525.2	NS1	7	PASI-O
		EPA 548.1	JDT	1	PASI-O

This report shall not be reproduced, except in full,
without the written consent of Pace Analytical Services, LLC.

Pace Analytical Services, LLC
8 East Tower Circle
Ormond Beach, FL 32174
(386)672-5668

ANALYTICAL RESULTS

Project: LBG,Inc 42001269
Pace Project No.: 35324055

Sample: C-14 **Lab ID: 35324055001** Collected: 07/13/17 08:40 Received: 07/15/17 11:10 Matrix: Drinking Water

Parameters	Results	Units	PQL	MDL	DF	Prepared	Analyzed	CAS No.	Qual
504.1 GCS EDB and DBCP	Analytical Method: EPA 504.1 Preparation Method: EPA 504.1								
1,2-Dibromo-3-chloropropane	**<0.0055**	ug/L	0.017	0.0055	1	07/18/17 07:15	07/18/17 18:52	96-12-8	
1,2-Dibromoethane (EDB)	**<0.0065**	ug/L	0.0086	0.0065	1	07/18/17 07:15	07/18/17 18:52	106-93-4	
505 GCS Pesticides/PCBs	Analytical Method: EPA 505 Preparation Method: EPA 505								
Aldrin	**<0.025**	ug/L	0.025	0.025	1	07/20/17 16:38	07/20/17 23:46	309-00-2	
Surrogates									
Tetrachloro-m-xylene (S)	101	%.	30-150		1	07/20/17 16:38	07/20/17 23:46	877-09-8	
Decachlorobiphenyl (S)	75	%.	30-150		1	07/20/17 16:38	07/20/17 23:46	2051-24-3	
508.1 GCS Pesticides	Analytical Method: EPA 508.1 Preparation Method: EPA 508.1								
Alachlor	**<0.037**	ug/L	0.21	0.037	1	07/24/17 10:15	07/28/17 14:06	15972-60-8	
Atrazine	**<0.067**	ug/L	0.11	0.067	1	07/24/17 10:15	07/28/17 14:06	1912-24-9	L2
gamma-BHC (Lindane)	**<0.0032**	ug/L	0.021	0.0032	1	07/24/17 10:15	07/28/17 14:06	58-89-9	
Butachlor	**<0.029**	ug/L	0.11	0.029	1	07/24/17 10:15	07/28/17 14:06	23184-66-9	
Chlordane (Technical)	**<0.050**	ug/L	0.21	0.050	1	07/24/17 10:15	07/28/17 14:06	57-74-9	
Dieldrin	**<0.020**	ug/L	0.11	0.020	1	07/24/17 10:15	07/28/17 14:06	60-57-1	
Endrin	**<0.0074**	ug/L	0.011	0.0074	1	07/24/17 10:15	07/28/17 14:06	72-20-8	
Heptachlor	**<0.013**	ug/L	0.042	0.013	1	07/24/17 10:15	07/28/17 14:06	76-44-8	
Heptachlor epoxide	**<0.0032**	ug/L	0.021	0.0032	1	07/24/17 10:15	07/28/17 14:06	1024-57-3	
Hexachlorobenzene	**<0.020**	ug/L	0.11	0.020	1	07/24/17 10:15	07/28/17 14:06	118-74-1	
Hexachlorocyclopentadiene	**<0.034**	ug/L	0.11	0.034	1	07/24/17 10:15	07/28/17 14:06	77-47-4	
Methoxychlor	**<0.054**	ug/L	0.11	0.054	1	07/24/17 10:15	07/28/17 14:06	72-43-5	
Metolachlor	**<0.050**	ug/L	0.11	0.050	1	07/24/17 10:15	07/28/17 14:06	51218-45-2	
PCB, Total	**<0.085**	ug/L	0.11	0.085	1	07/24/17 10:15	07/28/17 14:06	1336-36-3	
Propachlor	**<0.032**	ug/L	0.11	0.032	1	07/24/17 10:15	07/28/17 14:06	1918-16-7	
Simazine	**<0.073**	ug/L	0.074	0.073	1	07/24/17 10:15	07/28/17 14:06	122-34-9	L2
Toxaphene	**<0.64**	ug/L	1.1	0.64	1	07/24/17 10:15	07/28/17 14:06	8001-35-2	
Surrogates									
Decachlorobiphenyl (S)	69	%	70-130		1	07/24/17 10:15	07/28/17 14:06	2051-24-3	S0
515.3 Chlorinated Herbicides	Analytical Method: EPA 515.3 Preparation Method: EPA 515.3								
2,4-D	**<0.081**	ug/L	0.10	0.081	1	07/20/17 09:35	07/22/17 10:46	94-75-7	
Dalapon	**<0.89**	ug/L	1.0	0.89	1	07/20/17 09:35	07/22/17 10:46	75-99-0	
Dicamba	**<0.067**	ug/L	0.10	0.067	1	07/20/17 09:35	07/22/17 10:46	1918-00-9	L1
Dinoseb	**<0.16**	ug/L	0.20	0.16	1	07/20/17 09:35	07/22/17 10:46	88-85-7	
Pentachlorophenol	**<0.030**	ug/L	0.040	0.030	1	07/20/17 09:35	07/22/17 10:46	87-86-5	
Picloram	**<0.094**	ug/L	0.10	0.094	1	07/20/17 09:35	07/22/17 10:46	1918-02-1	
2,4,5-TP (Silvex)	**<0.16**	ug/L	0.20	0.16	1	07/20/17 09:35	07/22/17 10:46	93-72-1	
Surrogates									
2,4-DCAA (S)	94	%	70-130		1	07/20/17 09:35	07/22/17 10:46	19719-28-9	
531.1 HPLC Carbamates	Analytical Method: EPA 531.1								
Aldicarb	**<0.64**	ug/L	2.0	0.64	1		07/18/17 18:21	116-06-3	
Aldicarb sulfone	**<0.37**	ug/L	2.0	0.37	1		07/18/17 18:21	1646-88-4	
Aldicarb sulfoxide	**<0.59**	ug/L	2.0	0.59	1		07/18/17 18:21	1646-87-3	
Carbofuran	**<0.32**	ug/L	2.0	0.32	1		07/18/17 18:21	1563-66-2	

This report shall not be reproduced, except in full,
without the written consent of Pace Analytical Services, LLC.

Pace Analytical Services, LLC
8 East Tower Circle
Ormond Beach, FL 32174
(386)672-5668

ANALYTICAL RESULTS

Project: LBG,Inc 42001269
Pace Project No.: 35324055

Sample: C-14 **Lab ID: 35324055001** Collected: 07/13/17 08:40 Received: 07/15/17 11:10 Matrix: Drinking Water

Parameters	Results	Units	PQL	MDL	DF	Prepared	Analyzed	CAS No.	Qual
531.1 HPLC Carbamates	Analytical Method: EPA 531.1								
3-Hydroxycarbofuran	**<0.45**	ug/L	2.0	0.45	1		07/18/17 18:21	16655-82-6	
Methomyl	**<0.57**	ug/L	2.0	0.57	1		07/18/17 18:21	16752-77-5	
Oxamyl	**<0.55**	ug/L	2.0	0.55	1		07/18/17 18:21	23135-22-0	
Carbaryl	**<0.27**	ug/L	2.0	0.27	1		07/18/17 18:21	63-25-2	
Surrogates									
BDMC (S)	107	%	80-120		1		07/18/17 18:21		
547 HPLC Glyphosate	Analytical Method: EPA 547								
Glyphosate	**<4.2**	ug/L	6.0	4.2	1		07/20/17 05:59		
549.2 HPLC Paraquat Diquat	Analytical Method: EPA 549.2 Preparation Method: EPA 549.2								
Diquat	**<0.30**	ug/L	0.40	0.30	1	07/19/17 11:00	07/20/17 02:23	85-00-7	
525.2 Base Neutral Extractable	Analytical Method: EPA 525.2 Preparation Method: EPA 525.2								
Benzo(a)pyrene	**<0.014**	ug/L	0.11	0.014	1	07/25/17 10:15	07/25/17 18:24	50-32-8	
bis(2-Ethylhexyl)adipate	**<0.41**	ug/L	1.7	0.41	1	07/25/17 10:15	07/25/17 18:24	103-23-1	
bis(2-Ethylhexyl)phthalate	**<0.53**	ug/L	2.1	0.53	1	07/25/17 10:15	07/25/17 18:24	117-81-7	
Metribuzin	**<0.16**	ug/L	0.32	0.16	1	07/25/17 10:15	07/25/17 18:24	21087-64-9	
Surrogates									
1,3-Dimethyl-2-nitrobenzene(S)	100	%	70-130		1	07/25/17 10:15	07/25/17 18:24	81209	
Perylene-d12 (S)	85	%	70-130		1	07/25/17 10:15	07/25/17 18:24	1520963	
Triphenylphosphate (S)	90	%	70-130		1	07/25/17 10:15	07/25/17 18:24	115-86-6	
548.1 GCS Endothall	Analytical Method: EPA 548.1 Preparation Method: EPA 548.1								
Endothall	**<4.3**	ug/L	9.0	4.3	1	07/19/17 17:00	07/24/17 23:39		L2,L5

This report shall not be reproduced, except in full,
without the written consent of Pace Analytical Services, LLC.

Pace Analytical Services, LLC
8 East Tower Circle
Ormond Beach, FL 32174
(386)672-5668

QUALITY CONTROL DATA

Project: LBG,Inc 42001269
Pace Project No.: 35324055

QC Batch: 381535 | Analysis Method: EPA 531.1
QC Batch Method: EPA 531.1 | Analysis Description: 531.1 HPLC Carbamate
Associated Lab Samples: 35324055001

METHOD BLANK: 2070180 | Matrix: Water
Associated Lab Samples: 35324055001

Parameter	Units	Blank Result	Reporting Limit	MDL	Analyzed	Qualifiers
3-Hydroxycarbofuran	ug/L	<0.45	2.0	0.45	07/18/17 12:36	
Aldicarb	ug/L	<0.64	2.0	0.64	07/18/17 12:36	
Aldicarb sulfone	ug/L	<0.37	2.0	0.37	07/18/17 12:36	
Aldicarb sulfoxide	ug/L	<0.59	2.0	0.59	07/18/17 12:36	
Carbaryl	ug/L	<0.27	2.0	0.27	07/18/17 12:36	
Carbofuran	ug/L	<0.32	2.0	0.32	07/18/17 12:36	
Methomyl	ug/L	<0.57	2.0	0.57	07/18/17 12:36	
Oxamyl	ug/L	<0.55	2.0	0.55	07/18/17 12:36	
BDMC (S)	%	120	80-120		07/18/17 12:36	

LABORATORY CONTROL SAMPLE: 2070181

Parameter	Units	Spike Conc.	LCS Result	LCS % Rec	% Rec Limits	Qualifiers
3-Hydroxycarbofuran	ug/L	10	10.3	103	80-120	
Aldicarb	ug/L	10	11.2	112	80-120	
Aldicarb sulfone	ug/L	10	10.9	109	80-120	
Aldicarb sulfoxide	ug/L	10	12.0	120	80-120	
Carbaryl	ug/L	10	12.0	120	80-120	
Carbofuran	ug/L	10	11.7	117	80-120	
Methomyl	ug/L	10	10.6	106	80-120	
Oxamyl	ug/L	10	11.8	118	80-120	
BDMC (S)	%			118	80-120	

MATRIX SPIKE & MATRIX SPIKE DUPLICATE: 2070182 2070183

Parameter	Units	35323850001 Result	MS Spike Conc.	MSD Spike Conc.	MS Result	MSD Result	MS % Rec	MSD % Rec	% Rec Limits	RPD	Max RPD	Qual
3-Hydroxycarbofuran	ug/L	0.45U	10	10	10	10.2	100	102	80-120	2	20	
Aldicarb	ug/L	0.64U	10	10	10.5	10.3	105	103	80-120	3	20	
Aldicarb sulfone	ug/L	0.37U	10	10	9.5	9.8	95	98	80-120	4	20	
Aldicarb sulfoxide	ug/L	0.59U	10	10	11.2	11.0	112	110	80-120	2	20	
Carbaryl	ug/L	0.27U	10	10	12.0	11.5	120	115	80-120	4	20	
Carbofuran	ug/L	0.32U	10	10	11.3	10.5	113	105	80-120	7	20	
Methomyl	ug/L	0.57U	10	10	10.5	11.1	105	111	80-120	6	20	
Oxamyl	ug/L	0.55U	10	10	10.2	10.0	102	100	80-120	2	20	
BDMC (S)	%						103	98	80-120			

Results presented on this page are in the units indicated by the "Units" column except where an alternate unit is presented to the right of the result.

REPORT OF LABORATORY ANALYSIS

This report shall not be reproduced, except in full,
without the written consent of Pace Analytical Services, LLC.

Pace Analytical Services, LLC
8 East Tower Circle
Ormond Beach, FL 32174
(386)672-5668

QUALITY CONTROL DATA

Project: LBG,Inc 42001269
Pace Project No.: 35324055

QC Batch: 382091 | Analysis Method: EPA 547
QC Batch Method: EPA 547 | Analysis Description: 547 HPLC Glyphosate
Associated Lab Samples: 35324055001

METHOD BLANK: 2073233 | Matrix: Water
Associated Lab Samples: 35324055001

Parameter	Units	Blank Result	Reporting Limit	MDL	Analyzed	Qualifiers
Glyphosate	ug/L	<4.2	6.0	4.2	07/20/17 02:06	

LABORATORY CONTROL SAMPLE: 2073234

Parameter	Units	Spike Conc.	LCS Result	LCS % Rec	% Rec Limits	Qualifiers
Glyphosate	ug/L	50	52.3	105	80-120	

MATRIX SPIKE & MATRIX SPIKE DUPLICATE: 2073235 2073236

Parameter	Units	35324897001 Result	MS Spike Conc.	MSD Spike Conc.	MS Result	MSD Result	MS % Rec	MSD % Rec	% Rec Limits	RPD	Max RPD	Qual
Glyphosate	ug/L	0.0042U mg/L	50	50	48.2	48.4	96	97	80-120	0	30	

MATRIX SPIKE & MATRIX SPIKE DUPLICATE: 2073237 2073238

Parameter	Units	35324066001 Result	MS Spike Conc.	MSD Spike Conc.	MS Result	MSD Result	MS % Rec	MSD % Rec	% Rec Limits	RPD	Max RPD	Qual
Glyphosate	ug/L	<4.2	50	50	51.2	49.9	102	100	80-120	3	30	

Results presented on this page are in the units indicated by the "Units" column except where an alternate unit is presented to the right of the result.

This report shall not be reproduced, except in full,
without the written consent of Pace Analytical Services, LLC.

Pace Analytical Services, LLC
8 East Tower Circle
Ormond Beach, FL 32174
(386)672-5668

QUALITY CONTROL DATA

Project: LBG,Inc 42001269
Pace Project No.: 35324055

QC Batch: 381399 | Analysis Method: EPA 504.1
QC Batch Method: EPA 504.1 | Analysis Description: 504 EDB DBCP
Associated Lab Samples: 35324055001

METHOD BLANK: 2069376 | Matrix: Water
Associated Lab Samples: 35324055001

Parameter	Units	Blank Result	Reporting Limit	MDL	Analyzed	Qualifiers
1,2-Dibromo-3-chloropropane	ug/L	<0.0064	0.020	0.0064	07/18/17 13:43	
1,2-Dibromoethane (EDB)	ug/L	<0.0075	0.010	0.0075	07/18/17 13:43	

LABORATORY CONTROL SAMPLE & LCSD: 2069377 2070238

Parameter	Units	Spike Conc.	LCS Result	LCSD Result	LCS % Rec	LCSD % Rec	% Rec Limits	RPD	Max RPD	Qualifiers
1,2-Dibromo-3-chloropropane	ug/L	.25	0.27	0.24	109	96	70-130	12	40	
1,2-Dibromoethane (EDB)	ug/L	.25	0.29	0.25	116	101	70-130	13	40	

MATRIX SPIKE & MATRIX SPIKE DUPLICATE: 2070239 2070240

Parameter	Units	35324127010 Result	MS Spike Conc.	MSD Spike Conc.	MS Result	MSD Result	MS % Rec	MSD % Rec	% Rec Limits	RPD	Max RPD	Qual
1,2-Dibromo-3-chloropropane	ug/L	<0.0055	.44	.44	0.64	0.63	146	143	65-135	2	40	M1
1,2-Dibromoethane (EDB)	ug/L	<0.0064	.44	.44	0.64	0.63	146	145	65-135	1	40	M1

Results presented on this page are in the units indicated by the "Units" column except where an alternate unit is presented to the right of the result.

REPORT OF LABORATORY ANALYSIS

This report shall not be reproduced, except in full,
without the written consent of Pace Analytical Services, LLC.

Pace Analytical Services, LLC
8 East Tower Circle
Ormond Beach, FL 32174
(386)672-5668

QUALITY CONTROL DATA

Project: LBG,Inc 42001269
Pace Project No.: 35324055

QC Batch: 32255 | Analysis Method: EPA 505
QC Batch Method: EPA 505 | Analysis Description: 505 GCS Pesticides
Associated Lab Samples: 35324055001

METHOD BLANK: 149103 | Matrix: Water
Associated Lab Samples: 35324055001

Parameter	Units	Blank Result	Reporting Limit	MDL	Analyzed	Qualifiers
Aldrin	ug/L	<0.025	0.025	0.025	07/20/17 18:40	
Decachlorobiphenyl (S)	%.	75	30-150		07/20/17 18:40	
Tetrachloro-m-xylene (S)	%.	85	30-150		07/20/17 18:40	

LABORATORY CONTROL SAMPLE: 149104

Parameter	Units	Spike Conc.	LCS Result	LCS % Rec	% Rec Limits	Qualifiers
Aldrin	ug/L	.048	0.047	98	70-130	
Decachlorobiphenyl (S)	%.			95	30-150	
Tetrachloro-m-xylene (S)	%.			94	30-150	

LABORATORY CONTROL SAMPLE: 149105

Parameter	Units	Spike Conc.	LCS Result	LCS % Rec	% Rec Limits	Qualifiers
Aldrin	ug/L	.0095	<0.025	97	70-130	
Decachlorobiphenyl (S)	%.			89	30-150	
Tetrachloro-m-xylene (S)	%.			95	30-150	

MATRIX SPIKE SAMPLE: 149106

Parameter	Units	7024421001 Result	Spike Conc.	MS Result	MS % Rec	% Rec Limits	Qualifiers
Aldrin	ug/L	<0.025	.095	0.092	96	65-135	
Decachlorobiphenyl (S)	%.				75	30-150	
Tetrachloro-m-xylene (S)	%.				97	30-150	

Results presented on this page are in the units indicated by the "Units" column except where an alternate unit is presented to the right of the result.

REPORT OF LABORATORY ANALYSIS

This report shall not be reproduced, except in full,
without the written consent of Pace Analytical Services, LLC.

Pace Analytical Services, LLC
8 East Tower Circle
Ormond Beach, FL 32174
(386)672-5668

QUALITY CONTROL DATA

Project: LBG,Inc 42001269
Pace Project No.: 35324055

QC Batch: 382602 | Analysis Method: EPA 508.1
QC Batch Method: EPA 508.1 | Analysis Description: 508 GCS Pesticide
Associated Lab Samples: 35324055001

METHOD BLANK: 2076395 | Matrix: Water
Associated Lab Samples: 35324055001

Parameter	Units	Blank Result	Reporting Limit	MDL	Analyzed	Qualifiers
Alachlor	ug/L	<0.035	0.20	0.035	07/28/17 05:11	
Atrazine	ug/L	<0.063	0.10	0.063	07/28/17 05:11	
Butachlor	ug/L	<0.027	0.10	0.027	07/28/17 05:11	
Chlordane (Technical)	ug/L	<0.047	0.20	0.047	07/28/17 05:11	
Dieldrin	ug/L	<0.019	0.10	0.019	07/28/17 05:11	
Endrin	ug/L	<0.0070	0.010	0.0070	07/28/17 05:11	
gamma-BHC (Lindane)	ug/L	<0.0030	0.020	0.0030	07/28/17 05:11	
Heptachlor	ug/L	<0.012	0.040	0.012	07/28/17 05:11	
Heptachlor epoxide	ug/L	<0.0030	0.020	0.0030	07/28/17 05:11	
Hexachlorobenzene	ug/L	<0.019	0.10	0.019	07/28/17 05:11	
Hexachlorocyclopentadiene	ug/L	<0.032	0.10	0.032	07/28/17 05:11	
Methoxychlor	ug/L	<0.051	0.10	0.051	07/28/17 05:11	
Metolachlor	ug/L	<0.047	0.10	0.047	07/28/17 05:11	
Propachlor	ug/L	<0.030	0.10	0.030	07/28/17 05:11	
Simazine	ug/L	<0.069	0.070	0.069	07/28/17 05:11	
Toxaphene	ug/L	<0.61	1.0	0.61	07/28/17 05:11	
Decachlorobiphenyl (S)	%	93	70-130		07/28/17 05:11	

LABORATORY CONTROL SAMPLE: 2076396

Parameter	Units	Spike Conc.	LCS Result	LCS % Rec	% Rec Limits	Qualifiers
Alachlor	ug/L	1	0.93	93	70-130	
Atrazine	ug/L	1.2	<0.063	0	70-130	L2
Butachlor	ug/L	.5	0.50	99	70-130	
Chlordane (Technical)	ug/L		<0.047			
Dieldrin	ug/L	.5	0.45	90	70-130	
Endrin	ug/L	.05	0.044	87	70-130	
gamma-BHC (Lindane)	ug/L	.1	0.090	90	70-130	
Heptachlor	ug/L	.2	0.17	86	70-130	
Heptachlor epoxide	ug/L	.1	0.10	100	70-130	
Hexachlorobenzene	ug/L	.5	0.63	125	70-130	
Hexachlorocyclopentadiene	ug/L	.5	0.78	155	70-130	
Methoxychlor	ug/L	.5	0.55	110	70-130	
Metolachlor	ug/L	.5	0.43	87	70-130	
Propachlor	ug/L	.5	0.48	97	70-130	
Simazine	ug/L	.88	0.43	49	70-130	L2
Toxaphene	ug/L		<0.61			
Decachlorobiphenyl (S)	%			96	70-130	

Results presented on this page are in the units indicated by the "Units" column except where an alternate unit is presented to the right of the result.

REPORT OF LABORATORY ANALYSIS

This report shall not be reproduced, except in full,
without the written consent of Pace Analytical Services, LLC.

Pace Analytical Services, LLC
8 East Tower Circle
Ormond Beach, FL 32174
(386)672-5668

QUALITY CONTROL DATA

Project: LBG,Inc 42001269
Pace Project No.: 35324055

MATRIX SPIKE & MATRIX SPIKE DUPLICATE: 2077205 2077206

Parameter	Units	35324367001 Result	MS Spike Conc.	MSD Spike Conc.	MS Result	MSD Result	MS % Rec	MSD % Rec	% Rec Limits	RPD	Max RPD	Qual
Alachlor	ug/L				0.96	0.95				1	40	M1
Atrazine	ug/L				<0.13	<0.13					40	M0
Butachlor	ug/L				0.50	0.50				1	40	M1
Chlordane (Technical)	ug/L				<0.094	<0.094					40	
Dieldrin	ug/L				0.44	0.43				1	40	M1
Endrin	ug/L				0.043	0.043				0	40	M1
gamma-BHC (Lindane)	ug/L				0.092	0.091				1	40	M1
Heptachlor	ug/L				0.18	0.16				9	40	M1
Heptachlor epoxide	ug/L				0.098	0.097				2	40	M1
Hexachlorobenzene	ug/L				0.64	0.60				8	40	M1
Hexachlorocyclopentadiene	ug/L				0.80	0.69				15	40	
Methoxychlor	ug/L				0.52	0.52				1	40	
Metolachlor	ug/L				0.46	0.46				1	40	M1
Propachlor	ug/L				0.52	0.51				2	40	M1
Simazine	ug/L				1.1	1.2				8	40	
Toxaphene	ug/L				<1.2	<1.2					40	
Decachlorobiphenyl (S)	%						46	46	70-130		40	S0

Results presented on this page are in the units indicated by the "Units" column except where an alternate unit is presented to the right of the result.

This report shall not be reproduced, except in full,
without the written consent of Pace Analytical Services, LLC.

Pace Analytical Services, LLC
8 East Tower Circle
Ormond Beach, FL 32174
(386)672-5668

QUALITY CONTROL DATA

Project: LBG,Inc 42001269
Pace Project No.: 35324055

QC Batch: 382064 | Analysis Method: EPA 515.3
QC Batch Method: EPA 515.3 | Analysis Description: 5153 GCS Herbicides
Associated Lab Samples: 35324055001

METHOD BLANK: 2073155 | Matrix: Water
Associated Lab Samples: 35324055001

Parameter	Units	Blank Result	Reporting Limit	MDL	Analyzed	Qualifiers
2,4,5-TP (Silvex)	ug/L	<0.16	0.20	0.16	07/22/17 00:29	
2,4-D	ug/L	<0.081	0.10	0.081	07/22/17 00:29	
Dalapon	ug/L	<0.89	1.0	0.89	07/22/17 00:29	
Dicamba	ug/L	<0.067	0.10	0.067	07/22/17 00:29	
Dinoseb	ug/L	<0.16	0.20	0.16	07/22/17 00:29	
Pentachlorophenol	ug/L	<0.030	0.040	0.030	07/22/17 00:29	
Picloram	ug/L	<0.094	0.10	0.094	07/22/17 00:29	
2,4-DCAA (S)	%	88	70-130		07/22/17 00:29	

LABORATORY CONTROL SAMPLE: 2073156

Parameter	Units	Spike Conc.	LCS Result	LCS % Rec	% Rec Limits	Qualifiers
2,4,5-TP (Silvex)	ug/L	1	1.0	103	70-130	
2,4-D	ug/L	.5	0.39	78	70-130	
Dalapon	ug/L	5	4.5	90	70-130	
Dicamba	ug/L	.5	0.66	132	70-130	L1
Dinoseb	ug/L	1	1.1	114	70-130	
Pentachlorophenol	ug/L	.2	0.20	98	70-130	
Picloram	ug/L	.5	0.50	99	70-130	
2,4-DCAA (S)	%			93	70-130	

MATRIX SPIKE & MATRIX SPIKE DUPLICATE: 2073478 2073479

Parameter	Units	92347613003 Result	MS Spike Conc.	MSD Spike Conc.	MS Result	MSD Result	MS % Rec	MSD % Rec	% Rec Limits	RPD	Max RPD	Qual
2,4,5-TP (Silvex)	ug/L	ND	1	1	1.1	1.1	108	111	70-130	3	40	
2,4-D	ug/L	ND	.5	.5	0.42	0.47	84	94	70-130	11	40	
Dalapon	ug/L	ND	5	5	5.7	6.0	115	120	70-130	5	40	
Dicamba	ug/L	ND	.5	.5	0.58	0.63	117	126	70-130	7	40	
Dinoseb	ug/L	ND	1	1	1.1	1.1	105	113	70-130	7	40	
Pentachlorophenol	ug/L	ND	.2	.2	0.18	0.19	91	95	70-130	4	40	
Picloram	ug/L	ND	.5	.5	0.65	0.70	130	140	70-130	7	40	M1
2,4-DCAA (S)	%						98	99	70-130			

Results presented on this page are in the units indicated by the "Units" column except where an alternate unit is presented to the right of the result.

REPORT OF LABORATORY ANALYSIS

This report shall not be reproduced, except in full,
without the written consent of Pace Analytical Services, LLC.

Pace Analytical Services, LLC
8 East Tower Circle
Ormond Beach, FL 32174
(386)672-5668

QUALITY CONTROL DATA

Project: LBG,Inc 42001269
Pace Project No.: 35324055

MATRIX SPIKE & MATRIX SPIKE DUPLICATE: 2073480 2073481

Parameter	Units	35323949005 Result	MS Spike Conc.	MSD Spike Conc.	MS Result	MSD Result	MS % Rec	MSD % Rec	% Rec Limits	RPD	Max RPD	Qual
2,4,5-TP (Silvex)	ug/L	<0.16	1	1	1.1	1.1	108	110	70-130	1	40	
2,4-D	ug/L	<0.081	.5	.5	0.40	0.41	79	82	70-130	3	40	
Dalapon	ug/L	<0.89	5	5	4.7	4.8	94	95	70-130	1	40	
Dicamba	ug/L	<0.067	.5	.5	0.51	0.63	103	127	70-130	21	40	
Dinoseb	ug/L	<0.16	1	1	1.1	1.1	110	111	70-130	1	40	
Pentachlorophenol	ug/L	<0.030	.2	.2	0.19	0.19	96	97	70-130	1	40	
Picloram	ug/L	<0.094	.5	.5	0.55	0.57	110	115	70-130	5	40	
2,4-DCAA (S)	%						95	93	70-130			

Results presented on this page are in the units indicated by the "Units" column except where an alternate unit is presented to the right of the result.

This report shall not be reproduced, except in full,
without the written consent of Pace Analytical Services, LLC.

Pace Analytical Services, LLC
8 East Tower Circle
Ormond Beach, FL 32174
(386)672-5668

QUALITY CONTROL DATA

Project: LBG,Inc 42001269
Pace Project No.: 35324055

QC Batch: 382603 | Analysis Method: EPA 525.2
QC Batch Method: EPA 525.2 | Analysis Description: 525.2 Base Neutral Extractables
Associated Lab Samples: 35324055001

METHOD BLANK: 2076402 | Matrix: Water
Associated Lab Samples: 35324055001

Parameter	Units	Blank Result	Reporting Limit	MDL	Analyzed	Qualifiers
Benzo(a)pyrene	ug/L	<0.013	0.10	0.013	07/25/17 15:37	
bis(2-Ethylhexyl)adipate	ug/L	<0.38	1.6	0.38	07/25/17 15:37	
bis(2-Ethylhexyl)phthalate	ug/L	<0.50	2.0	0.50	07/25/17 15:37	
Metribuzin	ug/L	<0.15	0.30	0.15	07/25/17 15:37	
1,3-Dimethyl-2-nitrobenzene(S)	%	85	70-130		07/25/17 15:37	
Perylene-d12 (S)	%	109	70-130		07/25/17 15:37	
Triphenylphosphate (S)	%	85	70-130		07/25/17 15:37	

LABORATORY CONTROL SAMPLE: 2076403

Parameter	Units	Spike Conc.	LCS Result	LCS % Rec	% Rec Limits	Qualifiers
Benzo(a)pyrene	ug/L	.4	0.30	76	70-130	
bis(2-Ethylhexyl)adipate	ug/L	6.4	4.9	77	70-130	
bis(2-Ethylhexyl)phthalate	ug/L	8	6.8	85	70-130	
Metribuzin	ug/L	1.2	1.0	83	70-130	
1,3-Dimethyl-2-nitrobenzene(S)	%			101	70-130	
Perylene-d12 (S)	%			94	70-130	
Triphenylphosphate (S)	%			86	70-130	

MATRIX SPIKE & MATRIX SPIKE DUPLICATE: 2077203 2077204

Parameter	Units	35323929005 Result	MS Spike Conc.	MSD Spike Conc.	MS Result	MSD Result	MS % Rec	MSD % Rec	% Rec Limits	RPD	Max RPD	Qual
Benzo(a)pyrene	ug/L	<0.013	.8	.8	0.66	0.67	83	84	70-130	1	40	
bis(2-Ethylhexyl)adipate	ug/L	<0.37	12.8	12.8	9.7	10.4	76	81	70-130	6	40	
bis(2-Ethylhexyl)phthalate	ug/L	<0.49	16	16	12.6	13.7	79	86	70-130	9	40	
Metribuzin	ug/L	<0.15	2.4	2.4	1.7	1.7	71	72	70-130	2	40	
1,3-Dimethyl-2-nitrobenzene(S)	%						100	99	70-130			
Perylene-d12 (S)	%						88	93	70-130			
Triphenylphosphate (S)	%						80	87	70-130			

Results presented on this page are in the units indicated by the "Units" column except where an alternate unit is presented to the right of the result.

REPORT OF LABORATORY ANALYSIS

This report shall not be reproduced, except in full,
without the written consent of Pace Analytical Services, LLC.

Pace Analytical Services, LLC
8 East Tower Circle
Ormond Beach, FL 32174
(386)672-5668

QUALITY CONTROL DATA

Project: LBG,Inc 42001269
Pace Project No.: 35324055

QC Batch: 381974 | Analysis Method: EPA 548.1
QC Batch Method: EPA 548.1 | Analysis Description: 548 GCS Endothall
Associated Lab Samples: 35324055001

METHOD BLANK: 2072291 | Matrix: Water
Associated Lab Samples: 35324055001

Parameter	Units	Blank Result	Reporting Limit	MDL	Analyzed	Qualifiers
Endothall	ug/L	<4.3	9.0	4.3	07/24/17 19:29	

LABORATORY CONTROL SAMPLE: 2072292

Parameter	Units	Spike Conc.	LCS Result	LCS % Rec	% Rec Limits	Qualifiers
Endothall	ug/L	50	39.6	79	80-120	

MATRIX SPIKE & MATRIX SPIKE DUPLICATE: 2072347 2072348

Parameter	Units	35324386001 Result	MS Spike Conc.	MSD Spike Conc.	MS Result	MSD Result	MS % Rec	MSD % Rec	% Rec Limits	RPD	Max RPD	Qual
Endothall	ug/L	4.3U	50	50	45.0	44.4	90	89	80-120	1	30	

MATRIX SPIKE & MATRIX SPIKE DUPLICATE: 2072358 2072359

Parameter	Units	35324386002 Result	MS Spike Conc.	MSD Spike Conc.	MS Result	MSD Result	MS % Rec	MSD % Rec	% Rec Limits	RPD	Max RPD	Qual
Endothall	ug/L	4.3U	50	50	34.3	41.0	69	82	80-120	18	30	M0

Results presented on this page are in the units indicated by the "Units" column except where an alternate unit is presented to the right of the result.

This report shall not be reproduced, except in full,
without the written consent of Pace Analytical Services, LLC.

Pace Analytical Services, LLC
8 East Tower Circle
Ormond Beach, FL 32174
(386)672-5668

QUALITY CONTROL DATA

Project: LBG,Inc 42001269
Pace Project No.: 35324055

QC Batch: 381794 | Analysis Method: EPA 549.2
QC Batch Method: EPA 549.2 | Analysis Description: 549 HPLC Paraquat Diquat
Associated Lab Samples: 35324055001

METHOD BLANK: 2071478 | Matrix: Water
Associated Lab Samples: 35324055001

Parameter	Units	Blank Result	Reporting Limit	MDL	Analyzed	Qualifiers
Diquat	ug/L	<0.30	0.40	0.30	07/20/17 00:32	

LABORATORY CONTROL SAMPLE: 2071479

Parameter	Units	Spike Conc.	LCS Result	LCS % Rec	% Rec Limits	Qualifiers
Diquat	ug/L	2	1.6	82	70-130	

MATRIX SPIKE & MATRIX SPIKE DUPLICATE: 2071882 2071883

Parameter	Units	35324366001 Result	MS Spike Conc.	MSD Spike Conc.	MS Result	MSD Result	MS % Rec	MSD % Rec	% Rec Limits	RPD	Max RPD	Qual
Diquat	ug/L	0.30U	2	2	1.7	1.7	84	84	70-130	0	30	

MATRIX SPIKE & MATRIX SPIKE DUPLICATE: 2071884 2071885

Parameter	Units	35324454001 Result	MS Spike Conc.	MSD Spike Conc.	MS Result	MSD Result	MS % Rec	MSD % Rec	% Rec Limits	RPD	Max RPD	Qual
Diquat	ug/L	0.00030U mg/L	2	2	0.60	0.84	30	42	70-130	35	30	M1,R1

Results presented on this page are in the units indicated by the "Units" column except where an alternate unit is presented to the right of the result.

REPORT OF LABORATORY ANALYSIS

This report shall not be reproduced, except in full,
without the written consent of Pace Analytical Services, LLC.

Pace Analytical Services, LLC
8 East Tower Circle
Ormond Beach, FL 32174
(386)672-5668

QUALIFIERS

Project: LBG,Inc 42001269
Pace Project No.: 35324055

DEFINITIONS

DF - Dilution Factor, if reported, represents the factor applied to the reported data due to dilution of the sample aliquot.

ND - Not Detected at or above adjusted reporting limit.

TNTC - Too Numerous To Count

J - Estimated concentration above the adjusted method detection limit and below the adjusted reporting limit.

MDL - Adjusted Method Detection Limit.

PQL - Practical Quantitation Limit.

RL - Reporting Limit.

S - Surrogate

1,2-Diphenylhydrazine decomposes to and cannot be separated from Azobenzene using Method 8270. The result for each analyte is a combined concentration.

Consistent with EPA guidelines, unrounded data are displayed and have been used to calculate % recovery and RPD values.

LCS(D) - Laboratory Control Sample (Duplicate)

MS(D) - Matrix Spike (Duplicate)

DUP - Sample Duplicate

RPD - Relative Percent Difference

NC - Not Calculable.

SG - Silica Gel - Clean-Up

U - Indicates the compound was analyzed for, but not detected.

N-Nitrosodiphenylamine decomposes and cannot be separated from Diphenylamine using Method 8270. The result reported for each analyte is a combined concentration.

Pace Analytical is TNI accredited. Contact your Pace PM for the current list of accredited analytes.

TNI - The NELAC Institute.

LABORATORIES

PASI-O	Pace Analytical Services - Ormond Beach

ANALYTE QUALIFIERS

L1	Analyte recovery in the laboratory control sample (LCS) was above QC limits. Results for this analyte in associated samples may be biased high.
L2	Analyte recovery in the laboratory control sample (LCS) was below QC limits. Results for this analyte in associated samples may be biased low.
L5	LCS recovery exceeded QC limits. Batch accepted based on matrix spike recovery within LCS limits.
M0	Matrix spike recovery and/or matrix spike duplicate recovery was outside laboratory control limits.
M1	Matrix spike recovery exceeded QC limits. Batch accepted based on laboratory control sample (LCS) recovery.
R1	RPD value was outside control limits.
S0	Surrogate recovery outside laboratory control limits.

This report shall not be reproduced, except in full,
without the written consent of Pace Analytical Services, LLC.

Pace Analytical Services, LLC
8 East Tower Circle
Ormond Beach, FL 32174
(386)672-5668

QUALITY CONTROL DATA CROSS REFERENCE TABLE

Project: LBG,Inc 42001269
Pace Project No.: 35324055

Lab ID	Sample ID	QC Batch Method	QC Batch	Analytical Method	Analytical Batch
35324055001	**C-14**	EPA 504.1	381399	EPA 504.1	381607
35324055001	**C-14**	EPA 505	32255	EPA 505	32334
35324055001	**C-14**	EPA 508.1	382602	EPA 508.1	383798
35324055001	**C-14**	EPA 515.3	382064	EPA 515.3	382572
35324055001	**C-14**	EPA 531.1	381535		
35324055001	**C-14**	EPA 547	382091		
35324055001	**C-14**	EPA 549.2	381794	EPA 549.2	382025
35324055001	**C-14**	EPA 525.2	382603	EPA 525.2	382996
35324055001	**C-14**	EPA 548.1	381974	EPA 548.1	382933

This report shall not be reproduced, except in full,
without the written consent of Pace Analytical Services, LLC.

EnviroTest Laboratories, Inc.
315 Fullerton Avenue
Newburgh, NY 12550
Phone (845) 562-0890 Fax (845) 562-0841

WO# : 35324055

35324055

f Custody Record

EnviroTest Laboratories Inc.

Client Information (Sub Contract Lab)	M: r, Debra	Carrier Tracking No(s):	COC No: 420-9124.1
Client Contact: Shipping/Receiving	dpayer@envirotestlaboratories.com		Page: Page 1 of 1
Company: Pace Analytical Ormond Beach			STL Job #: 420-123595-3
Address: 8 East Tower Circle, ,	Due Date Requested: 7/25/2017		
City: Ormond Beach	TAT Requested (days): Std TAT 7/13/17		
State, Zip: FL, 32174			
Phone: 111-222-3333(Tel)	PO #:		
Email:	WO #:		
Project Name: LBG, Inc.	Project #: 42001269		
Site:	SSOW#:		

Analysis Requested

Preservation Codes:

A - HCL, B - NaOH, C - Zn Acetate, D - Nitric Acid, E - NaHSO4, F - MeOH, G - Amchlor, H - Ascorbic Acid, I - Ice, J - DI Water, K - EDTA, L - EDA, M - Hexane, N - None, O - AsNaO2, P - Na2O4S, Q - Na2SO3, R - Na2S2SO3, S - H2SO4, T - TSP Dodecahydrate, U - Acetone, V - MCAA, W - ph 4-5, Z - other (specify)

Other:

Sample Identification Client ID (Lab ID)	Sample Date	Sample Time	Sample Type (C=comp, G=grab)	Matrix (W=water, S=solid, O=waste/oil, BT=Tissue, A=Air)	Field Filtered Sample (Yes or No)	Perform MS/MSD (Yes or No)	SUBCONTRACT/ 515 Chlorinated Acids	SUBCONTRACT/ 504 EPA 504.1 EDB/DBCP	SUBCONTRACT/ 531.1 Carbamate Pesticides in DW	SUBCONTRACT/ 525.2 Semivolatile Organics	SUBCONTRACT/ 508	SUBCONTRACT/ 547	SUBCONTRACT/ 548	SUBCONTRACT/ 549	SUBCONTRACT/ Dioxin	Total Number of containers	Special Instructions/Note:
			Preservation Code:														
C - 14 (420-123595-3)	7/13/17	8:40		Water			X	X	X	X	X	X	X	X	X	13	

Possible Hazard Identification
☐ *Non-Hazard* ☐ *Flammable* ☐ *Skin Irritant* ☐ *Poison B* ☐ *Unknown* ☐ *Radiological*

Sample Disposal (A fee may be assessed if samples are retained longer than 1 month)
☐ *Return To Client* ☐ *Disposal By Lab* ☐ *Archive For* _____ *Months*

Deliverable Requested: I, II, III, IV, Other (specify)

Special Instructions/QC Requirements:

Empty Kit Relinquished by:	Date:	Time:	Method of Shipment:		
Relinquished by:	Date/Time: 7/13/17 1440	Company: ETL	Received by: TDH pace	Date/Time: 7/14/17 1110	Company: T2586 10.4
Relinquished by:	Date/Time:	Company	Received by:	Date/Time:	Company
Relinquished by:	Date/Time:	Company	Received by:	Date/Time:	Company

Custody Seals Intact: Δ Yes Δ No

Custody Seal No.:

Cooler Temperature(s) °C and Other Remarks:

Pace Analytical Florida Laboratory	Document Name: Sample Condition Upon Receipt Form	Document Revised: February 6, 2017
	Document No.: F-FL-C-007 rev. 11	Issuing Authority: Pace Florida Quality Office

Sample Condition Upon Receipt Form (SCUR)

Project # **WO#: 35324055**

Project Manager: PM: VEG Due Date: 07/31/17

Client: CLIENT: EVNTES

Date and Initials of person:
Examining contents: NA
Label:
Deliver:
pH:

Thermometer Used: T286 Date: 7/14/17 Time: 1110 Initials: [illegible]

Cooler #1 Temp.°C 9.6 (Visual) +0.1 (Correction Factor) 9.7 (Actual) ☐ Samples on ice, cooling process has begun
Cooler #2 Temp.°C 10.3 (Visual) +0.1 (Correction Factor) 10.4 (Actual) ☐ Samples on ice, cooling process has begun
Cooler #3 Temp.°C 9.4 (Visual) +0.1 (Correction Factor) 9.5 (Actual) ☐ Samples on ice, cooling process has begun
Cooler #4 Temp.°C ____ (Visual) ____ (Correction Factor) ____ (Actual) ☐ Samples on ice, cooling process has begun
Cooler #5 Temp.°C ____ (Visual) ____ (Correction Factor) ____ (Actual) ☐ Samples on ice, cooling process has begun
Cooler #6 Temp.°C ____ (Visual) ____ (Correction Factor) ____ (Actual) ☐ Samples on ice, cooling process has begun

Courier: ☑ Fed Ex ☐ UPS ☐ USPS ☐ Client ☐ Commercial ☐ Pace ☐ Other ____

Shipping Method: ☐ First Overnight ☐ Priority Overnight ☑ Standard Overnight ☐ Ground ☐ Other ____

Billing: ☑ Recipient ☐ Sender ☐ Third Party ☐ Unknown

Tracking # 7796 2610 4340 / 7796 2609 3485 / 7796 2608 5178

Custody Seal on Cooler/Box Present: ☐ Yes ☑ No **Seals intact:** ☐ Yes ☐ No **Ice:** (Wet) Blue None

Packing Material: ☑ Bubble Wrap ☑ Bubble Bags ☐ None ☐ Other ____

Samples shorted to lab (If Yes, complete) Shorted Date: ____ Shorted Time: ____ Qty: ____

		Comments:
Chain of Custody Present	☑ Yes ☐ No ☐ N/A	
Chain of Custody Filled Out	☑ Yes ☐ No ☐ N/A	
Relinquished Signature & Sampler Name COC	☑ Yes ☐ No ☐ N/A	
Samples Arrived within Hold Time	☑ Yes ☐ No ☐ N/A	
Rush TAT requested on COC	☐ Yes ☑ No ☐ N/A	
Sufficient Volume	☑ Yes ☐ No ☐ N/A	
Correct Containers Used	☑ Yes ☐ No ☐ N/A	
Containers Intact	☑ Yes ☐ No ☐ N/A	
Sample Labels match COC (sample IDs & date/time of collection)	☑ Yes ☐ No ☐ N/A	
All containers needing acid/base preservation have been checked.	☑ Yes ☐ No ☐ N/A	Preservation Information:
All Containers needing preservation are found to be in compliance with EPA recommendation: Exceptions: VOA, Coliform, TOC, O&G, Carbamates	☑ Yes ☐ No ☐ N/A	Preservative: ____ Lot #/Trace #: ____ Date: ____ Time: ____ Initials: ____
Headspace in VOA Vials? (>6mm):	☐ Yes ☐ No ☑ N/A	
Trip Blank Present:	☐ Yes ☐ No ☑ N/A	

Client Notification/ Resolution:
Person Contacted: ____ Date/Time: ____

Comments/ Resolution (use back for additional comments):
okay to Run OUT per PM

Project Manager Review: ____ Date: ____

Pace Analytical Services, Inc.
1700 Elm Street
Minneapolis, MN 55414
Phone: 612.607.1700
Fax: 612.607.6444

www.pacelabs.com

Report Prepared for:

Bo Garcia
PASI Florida
8 East Tower Circle
Ormond Beach FL 32174

REPORT OF LABORATORY ANALYSIS FOR 2,3,7,8-TCDD

Report Summary:

This report contains results of one drinking water sample analyzed to determine 2,3,7,8-TCDD content. This sample was analyzed according to Method 1613 by High Resolution Gas Chromatography/High Resolution Mass Spectrometry.

Report Prepared Date:

July 31, 2017

Report Information:

Pace Project #: 10396061
Sample Receipt Date: 07/18/2017
Client Project #: 35324055
Client Sub PO #: N/A
State Cert #: 11647

Invoicing & Reporting Options:

The report provided has been invoiced as a Level 2 Drinking Water Report. If an upgrade of this report package is requested, an additional charge may be applied.

Please review the attached invoice for accuracy and forward any questions to Sarah Platzer, your Pace Project Manager.

This report has been reviewed by:

Report of Laboratory Analysis

This report should not be reproduced, except in full, without the written consent of Pace Analytical Services, Inc.

The results relate only to the samples included in this report.

Pace Analytical Services, Inc.
1700 Elm Street - Suite 200
Minneapolis, MN 55414

Tel: 612-607-1700
Fax: 612- 607-6444

Minnesota Laboratory Certifications

Authority	Certificate #	Authority	Certificate #
A2LA	2926.01	Montana	CERT0092
Alabama	40770	Nebraska	NE-OS-18-06
Alaska	MN00064	Nevada	MN00064
Alaska	UST-078	New Jersey (NE	MN002
Arizona	AZ0014	New York (NEL	11647
Arkansas	88-0680	New hampshire	2081
CNMI Saipan	MP0003	North Carolina	27700
California	MN00064	North Carolina	530
Colorado	MN00064	North Dakota	R-036
Connecticut	PH-0256	Ohio	41244
EPA Region 8	8TMS-L	Ohio VAP	CL101
Florida (NELAP	E87605	Oklahoma	9507
Georgia (EDP)	959	Oregon (ELAP)	MN200001
Guam EPA	959	Oregon (OREL	MN300001
Hawaii	MN00064	Pennsylvania	68-00563
Idaho	MN00064	Puerto Rico	MN00064
Illinois	200011	South Carolina	74003001
Indiana	C-MN-01	Tennessee	TN02818
Iowa	368	Texas	T104704192
Kansas	E-10167	Utah (NELAP)	MN00064
Kentucky	90062	Virginia	460163
Louisiana	03086	Washington	C486
Louisiana	MN00064	West Virginia #	9952C
Maryland	322	West Virginia D	382
Michigan	9909	Wisconsin	999407970
Minnesota	027-053-137	Wyoming	8TMS-L
Mississippi	MN00064		

REPORT OF LABORATORY ANALYSIS

This report shall not be reproduced, except in full,
without the written consent of Pace Analytical Services, Inc.

Pace Analytical Services, Inc.
1700 Elm Street - Suite 200
Minneapolis, MN 55414

Tel: 612-607-1700
Fax: 612- 607-6444

Reporting Flags

A = Reporting Limit based on signal to noise

B = Less than 10x higher than method blank level

C = Result obtained from confirmation analysis

D = Result obtained from analysis of diluted sample

E = Exceeds calibration range

I = Interference present

J = Estimated value

Nn = Value obtained from additional analysis

P = PCDE Interference

R = Recovery outside target range

S = Peak saturated

U = Analyte not detected

V = Result verified by confirmation analysis

X = %D Exceeds limits

Y = Calculated using average of daily RFs

* = See Discussion

This report shall not be reproduced, except in full,
without the written consent of Pace Analytical Services, Inc.

10396061

Chain of Custody

Pace Analytical®
www.pacelabs.com

Report No.....10396061_1613DW

Workorder: 35324055 **Workorder Name:** LBG,Inc 42001269 **Owner Received Date:** 7/15/2017 **Results Requested By:** 7/31/2017

Sampled	Submitted To
Bo Garcia Pace Analytical Ormond Beach 8 East Tower Circle Ormond Beach, FL 32174 Phone (386)672-5668	Pace Analytical Minnesota 1700 Elm Street SE Suite 200 Minneapolis, MN 55414 Phone (612)607-1700

Item	Sample ID	Sample Type	Collect Date/Time	Lab ID	Matrix	Preserved Containers: Unpreserved	Requested Analysis: EPA 1613	LAB USE ONLY
1	C-14	PS	7/13/2017 08:40	35324055001	Drinking	1	X	001
2								
3								
4								
5								

Transfers	Released By	Date/Time	Received By	Date/Time
1	MOtway	7/17/17 1800	/PACE	7/18/17 9:50
2				
3				

Comments

Cooler Temperature on Receipt 0.2 °C **Custody Seal** Y or N **Received on Ice** Y or N **Samples Intact** Y or N

****In order to maintain client confidentiality, location/name of the sampling site, sampler's name and signature may not be provided on this COC document. This chain of custody is considered complete as is since this information is available in the owner laboratory.*

Pace Analytical	Document Name: **Sample Condition Upon Receipt Form**	Document Revised: 19Dec2016 Page 1 of 2
	Document No.: **F-MN-L-213-rev.20**	Issuing Authority: Pace Minnesota Quality Office

Sample Condition Upon Receipt

Client Name: Pace Ormond Beach

Project #: WO#: 10396061 (10396061)

Courier: ☒ Fed Ex ☐ UPS ☐ USPS ☐ Client ☐ Commercial ☐ Pace ☐ SpeeDee ☐ Other:

Tracking Number: 7422-5599-7553

Custody Seal on Cooler/Box Present? ☐ Yes ☒ No **Seals Intact?** ☐ Yes ☒ No

Optional: Proj. Due Date: Proj. Name:

Packing Material: ☐ Bubble Wrap ☒ Bubble Bags ☐ None ☐ Other: **Temp Blank?** ☐ Yes ☒ No

Thermometer Used: ☒ 151401163 ☐ 151401164 **Type of Ice:** ☒ Wet ☐ Blue ☐ None ☐ Samples on ice, cooling process has begun

Cooler Temp Read (°C): 0.2 **Cooler Temp Corrected (°C):** 0.2 **Biological Tissue Frozen?** ☐ Yes ☐ No ☒ N/A

Temp should be above freezing to 6°C **Correction Factor:** True **Date and Initials of Person Examining Contents:** 7/18/17 SD

USDA Regulated Soil (☒ N/A, water sample)

Did samples originate in a quarantine zone within the United States: AL, AR, CA, FL, GA, ID, LA. MS, NC, NM, NY, OK, OR, SC, TN, TX or VA (check maps)? ☐ Yes ☐ No

Did samples originate from a foreign source (internationally, including Hawaii and Puerto Rico)? ☐ Yes ☐ No

If Yes to either question, fill out a Regulated Soil Checklist (F-MN-Q-338) and include with SCUR/COC paperwork.

				COMMENTS:
Chain of Custody Present?	☒ Yes	☐ No		1.
Chain of Custody Filled Out?	☒ Yes	☐ No		2.
Chain of Custody Relinquished?	☒ Yes	☐ No		3.
Sampler Name and/or Signature on COC?	☒ Yes	☐ No	☐ N/A	4.
Samples Arrived within Hold Time?	☒ Yes	☐ No		5.
Short Hold Time Analysis (<72 hr)?	☐ Yes	☒ No		6.
Rush Turn Around Time Requested?	☐ Yes	☒ No		7.
Sufficient Volume?	☒ Yes	☐ No		8.
Correct Containers Used?	☒ Yes	☐ No		9.
-Pace Containers Used?	☒ Yes	☐ No		
Containers Intact?	☒ Yes	☐ No		10.
Filtered Volume Received for Dissolved Tests?	☐ Yes	☐ No	☒ N/A	11. Note if sediment is visible in the dissolved container
Sample Labels Match COC? -Includes Date/Time/ID/Analysis Matrix: WT	☒ Yes	☐ No		12.
All containers needing acid/base preservation have been checked?	☐ Yes	☐ No	☒ N/A	13. ☐ HNO_3 ☐ H_2SO_4 ☐ NaOH Positive for Res. Chlorine? Y N Sample #
All containers needing preservation are found to be in compliance with EPA recommendation? (HNO_3, H_2SO_4, <2pH, NaOH >9 Sulfide, NaOH>12 Cyanide)	☐ Yes	☐ No	☒ N/A	
Exceptions: VOA, Coliform, TOC/DOC Oil and Grease, DRO/8015 (water) and Dioxin.	☒ Yes	☐ No	☐ N/A	Initial when completed: Lot # of added preservative:
Headspace in VOA Vials (>6mm)?	☐ Yes	☐ No	☒ N/A	14.
Trip Blank Present?	☐ Yes	☐ No	☒ N/A	15.
Trip Blank Custody Seals Present?	☐ Yes	☐ No	☒ N/A	
Pace Trip Blank Lot # (if purchased):				

CLIENT NOTIFICATION/RESOLUTION **Field Data Required?** ☐ Yes ☐ No

Person Contacted: Date/Time:

Comments/Resolution:

Project Manager Review: Sarah Porter **Date:** 7/19/2017

Note: Whenever there is a discrepancy affecting North Carolina compliance samples, a copy of this form will be sent to the North Carolina DEHNR Certification Office (i.e out of hold, incorrect preservative, out of temp, incorrect containers).

Pace Analytical Services, LLC.
1700 Elm Street - Suite 200
Minneapolis, MN, 55414

Tel: 612-607-1700
Fax: 612-607-6444

Drinking Water Analysis Results
2,3,7,8-TCDD -- USEPA Method 1613B

Sample ID.....C-14
Client..... PASI Florida
Lab Sample ID..... 35324055001

Date Collected.....07/13/2017
Date Received.....07/18/2017
Date Extracted.....07/27/2017

	Sample C-14	Method Blank	Lab Spike	Lab Spike Dup
[2,3,7,8-TCDD]	**ND**	ND	--	--
EDL	3.9 pg/L	4.8 pg/L	--	--
2,3,7,8-TCDD Recovery	--	--	132%	134%
Spike Recovery Limit	--	--	73-146%	73-146%
RPD			1.8%	
IS Recovery	**58%**	66%	54%	61%
IS Recovery Limits	31-137%	31-137%	25-141%	25-141%
CS Recovery	**90%**	97%	81%	99%
CS Recovery Limits	42-164%	42-164%	37-158%	37-158%
Filename	Y170728B_11	Y170728B_05	Y170728B_03	Y170728B_04
Analysis Date	07/28/2017	07/28/2017	07/28/2017	07/28/2017
Analysis Time	22:17	19:25	18:27	18:56
Analyst	BAL	BAL	BAL	BAL
Volume	1.041L	1.019L	1.054L	1.066L
Dilution	NA	NA	NA	NA
ICAL Date	07/27/2017	07/27/2017	07/27/2017	07/27/2017
CCAL Filename	Y170728B_02	Y170728B_02	Y170728B_02	Y170728B_02

! = Outside the Control Limits
ND = Not Detected
EDL = Estimated Detection Limit
Limits = Control Limits from Method 1613 (10/94 Revision), Tables 6A and 7A
RPD = Relative Percent Difference of Lab Spike Recoveries
IS = Internal Standard [2,3,7,8-TCDD- $^{13}C_{12}$]
CS = Cleanup Standard [2,3,7,8-TCDD- $^{37}Cl_4$]

Analyst: Barr A Lark

Project No.....10396061

C-16

EnviroTest Laboratories Inc.

ANALYTICAL REPORT

Job Number: 420-123595-4

SDG Number: Clovewood

Job Description: LBG, Inc.

For:
Leggette, Brashears & Graham, Inc.
4 Research Drive
Shelton, CT 06464

Attention: Stacy Stieber

Debra Bayer
Customer Service Manager
dbayer@envirotestlaboratories.com
08/24/2017

NYSDOH ELAP does not certify for all parameters. EnviroTest Laboratories does hold certification for all analytes where certification is offered by ELAP unless otherwise specified in the Certification Information section of this report. Pursuant to NELAP, this report may not be reproduced, except in full, without written approval of the laboratory. EnviroTest Laboratories Inc. certifies that the analytical results contained herein apply only to the samples tested as received by our laboratory. All questions regarding this report should be directed to the EnviroTest Customer Service Representative.

EnviroTest Laboratories, Inc. Certifications and Approvals: NYSDOH 10142, NJDEP NY015, CTDOPH PH-0554

METHOD SUMMARY

Client: Leggette, Brashears & Graham, Inc.

Job Number: 420-123595-4
SDG Number: Clovewood

Description	Lab Location	Method	Preparation Method
Matrix: Water			
ICP Metals by 200.7	EnvTest	EPA 200.7 Rev 4.4	
Sample Filtration	EnvTest		FILTRATION
Total Metals Digestion for 200.7	EnvTest		EPA 200.7
200 Series Drinking Water Prep Determination Step	EnvTest		EPA 200.7/200.8
ICPMS Metals by 200.8	EnvTest	EPA 200.8 Rev.5.4	
200 Series Drinking Water Prep Determination Step	EnvTest		EPA 200.7/200.8
Total Metals Digestion for 200.8	EnvTest		EPA 200.8
Mercury in Water by CVAA	EnvTest	EPA 245.1 Rev.3.0	
Digestion for CVAA Mercury in Waters	EnvTest		EPA 245.1
Anions by Ion Chromatography	EnvTest	MCAWW 300.0	
Anions by Ion Chromatography	EnvTest	EPA 300.0 Rev. 2.1	
EPA 504.1 EDB	Pace	EPA 504.1	
EPA 505 Pesticide/PCB	Pace	EPA 505	
EPA 515 Chlorinated Acids	Pace	EPA 515	
Purgeable Organic Compounds in Water by GC/MS	EnvTest	EPA-DW 524.2	
EPA 525.2 Semivolatile Organics	Pace	EPA 525.2	
EPA 531.1 Carbamate Pesticides in Drinki	Pace	EPA 531.1	
EPA 900 Series GA/GB/RA226/RA228/Gamma	Radios	EPA 900	
Uranium	Radios	STL-STL EPA	
Heterotropic Plate Count	EnvTest	IDEXX SIMPLATE	
Odor, Threshold Test	EnvTest	SM20 SM 2150B	
Alkalinity, Titration Method	EnvTest	SM21 SM 2320B-97,-11	
Corrosivity LSI Calculation	EnvTest	SM20 SM 2330B	
Hardness by Calculation	EnvTest	SM20 SM 2340B-97,-11	
pH	EnvTest	SM19 SM 4500 H+ B	
Nitrite by Colormetric	EnvTest	SM20 SM 4500 NO2 B	
Total Coliform and Escherichia coli by Colilert - Presence/Absence	EnvTest	SMWW SM 9223	
Apparent Color	EnvTest	SM21 SM2120B-01,11	
Turbidity	EnvTest	SM21 SM2130B-01,11	
Total Dissolved Solids (Dried at 180 °C)	EnvTest	SM21 SM2540C-97,11	
Cyanide, Total: Colorimetric Method	EnvTest	SM21 SM4500 CN E-99	
Cyanide: Distillation	EnvTest		SM21 SM 4500 CN C
General Sub Contract Method	Pace	Subcontract	
General Sub Contract Method	Radios	Subcontract	

METHOD SUMMARY

Client: Leggette, Brashears & Graham, Inc.

Job Number: 420-123595-4
SDG Number: Clovewood

Description	Lab Location	Method	Preparation Method

Lab References:

EnvTest = EnviroTest

Pace = Pace Analytical - Ormond Beach

Radios = Pace Analytical Services, Inc.

Method References:

EPA = US Environmental Protection Agency

EPA-DW = "Methods For The Determination Of Organic Compounds In Drinking Water", EPA/600/4-88/039, December 1988 And Its Supplements.

IDEXX =

MCAWW = "Methods For Chemical Analysis Of Water And Wastes", EPA-600/4-79-020, March 1983 And Subsequent Revisions.

SM19 = "Standard Methods For The Examination Of Water And Wastewater", 19Th Edition, 1995."

SM20 = "Standard Methods For The Examination Of Water And Wastewater", 20th Edition."

SM21 = "Standard Methods For The Examination Of Water And Wastewater", 21st Edition

SMWW = "Standard Methods for the Examination of Water and Wastewater"

STL-STL = Severn Trent Laboratories, St. Louis, Facility Standard Operating Procedure.

METHOD / ANALYST SUMMARY

Client: Leggette, Brashears & Graham, Inc.

Job Number: 420-123595-4
SDG Number: Clovewood

Method	Analyst	Analyst ID
EPA-DW 524.2	Andersen, Eric C	ECA
EPA 200.7 Rev 4.4	Sirico, Derek	DS
EPA 200.8 Rev.5.4	Sirico, Derek	DS
EPA 245.1 Rev.3.0	Sirico, Derek	DS
SM20 SM 2340B-97,-11	Sirico, Derek	DS
MCAWW 300.0	Luis, Carlos	CL
EPA 300.0 Rev. 2.1	Luis, Carlos	CL
IDEXX SIMPLATE	O'Driscoll, Kate	KO
SM20 SM 2150B	O'Driscoll, Kate	KO
SM21 SM 2320B-97,-11	Tramantano, Matt	MT
SM20 SM 2330B	Cusack, Renee	RC
SM19 SM 4500 H+ B	O'Driscoll, Kate	KO
SM20 SM 4500 NO2 B	Grant, Ameya	AG
SMWW SM 9223	Grant, Ameya	AG
SM21 SM2120B-01,11	O'Driscoll, Kate	KO
SM21 SM2130B-01,11	O'Driscoll, Kate	KO
SM21 SM2540C-97,11	O'Driscoll, Kate	KO
SM21 SM4500 CN E-99	Osborne, Amy	AO

SAMPLE SUMMARY

Client: Leggette, Brashears & Graham, Inc.

Job Number: 420-123595-4
SDG Number: Clovewood

Lab Sample ID	Client Sample ID	Client Matrix	Date/Time Sampled	Date/Time Received
420-123595-4	C - 16	Drinking Water	07/13/2017 0915	07/13/2017 1000

Client: Leggette, Brashears & Graham, Inc.

Job Number: 420-123595-4
Sdg Number: Clovewood

Client Sample ID: **C - 16**

Lab Sample ID: 420-123595-4
Client Matrix: Drinking Water

Date Sampled: 07/13/2017 0915
Date Received: 07/13/2017 1000

524.2 Purgeable Organic Compounds in Water by GC/MS

Method: 524.2
Preparation: N/A
Dilution: 1.0
Date Analyzed: 07/14/2017 1948
Date Prepared: N/A

Analysis Batch: 420-112453

Instrument ID: Agilent 7890A/5975C
Lab File ID: X071421.D
Initial Weight/Volume: 5 mL
Final Weight/Volume: 5 mL

Analyte	Result (ug/L)	Qualifier	RL
1,1,1,2-Tetrachloroethane	<0.500		0.500
1,1,1-Trichloroethane	<0.500		0.500
1,1,2,2-Tetrachloroethane	<0.500		0.500
1,1,2-Trichloroethane	<0.500		0.500
1,1-Dichloroethane	<0.500		0.500
1,1-Dichloroethene	<0.500		0.500
1,1-Dichloropropene	<0.500		0.500
1,2,3-Trichlorobenzene	<0.500		0.500
1,2,3-Trichloropropane	<0.500		0.500
1,2,4-Trichlorobenzene	<0.500		0.500
1,2,4-Trimethylbenzene	<0.500		0.500
1,2-Dichloroethane	<0.500		0.500
1,2-Dichlorobenzene	<0.500		0.500
1,2-Dichloropropane	<0.500		0.500
1,3-Dichloropropane	<0.500		0.500
1,4-Dichlorobenzene	<0.500		0.500
2,2-Dichloropropane	<0.500		0.500
Benzene	<0.500		0.500
Bromobenzene	<0.500		0.500
Bromochloromethane	<0.500		0.500
Bromomethane	<0.500		0.500
n-Butylbenzene	<0.500		0.500
cis-1,2-Dichloroethene	<0.500		0.500
cis-1,3-Dichloropropene	<0.500		0.500
Carbon tetrachloride	<0.500		0.500
Chlorobenzene	<0.500		0.500
Chloroethane	<0.500		0.500
Chloromethane	<0.500		0.500
Dibromomethane	<0.500		0.500
Ethylbenzene	<0.500		0.500
Dichlorodifluoromethane	<0.500		0.500
Hexachlorobutadiene	<0.500		0.500
Isopropylbenzene	<0.500		0.500
p-Isopropyltoluene	<0.500		0.500
Methylene Chloride	<0.500		0.500
m-Xylene & p-Xylene	<1.00		1.00
Methyl tert-butyl ether	<0.500		0.500
o-Xylene	<0.500		0.500
Tetrachloroethene	<0.500		0.500
Toluene	<0.500		0.500
trans-1,2-Dichloroethene	<0.500		0.500
trans-1,3-Dichloropropene	<0.500		0.500
Trichloroethene	<0.500		0.500
tert-Butylbenzene	<0.500		0.500

Client: Leggette, Brashears & Graham, Inc.

Job Number: 420-123595-4
Sdg Number: Clovewood

Client Sample ID: **C - 16**

Lab Sample ID: 420-123595-4
Client Matrix: Drinking Water

Date Sampled: 07/13/2017 0915
Date Received: 07/13/2017 1000

524.2 Purgeable Organic Compounds in Water by GC/MS

Method: 524.2
Preparation: N/A
Dilution: 1.0
Date Analyzed: 07/14/2017 1948
Date Prepared: N/A

Analysis Batch: 420-112453

Instrument ID: Agilent 7890A/5975C
Lab File ID: X071421.D
Initial Weight/Volume: 5 mL
Final Weight/Volume: 5 mL

Analyte	Result (ug/L)	Qualifier	RL
Trichlorofluoromethane	<0.500		0.500
Vinyl chloride	<0.500		0.500
Xylenes, Total	<1.50		1.50
Styrene	<0.500		0.500
sec-Butylbenzene	<0.500		0.500
1,3,5-Trimethylbenzene	<0.500		0.500
N-Propylbenzene	<0.500		0.500
1,3-Dichlorobenzene	<0.500		0.500
2-Chlorotoluene	<0.500		0.500
4-Chlorotoluene	<0.500		0.500

Surrogate	%Rec	Acceptance Limits
4-Bromofluorobenzene	101	71 - 120
Toluene-d8 (Surr)	118	79 - 121
1,2-Dichloroethane-d4 (Surr)	124	70 - 128

Client: Leggette, Brashears & Graham, Inc.

Job Number: 420-123595-4
Sdg Number: Clovewood

Client Sample ID: **C - 16**

Lab Sample ID:	420-123595-4	Date Sampled:	07/13/2017 0915
Client Matrix:	Drinking Water	Date Received:	07/13/2017 1000

200.7 Rev 4.4 ICP Metals by 200.7

Method:	200.7 Rev 4.4	Analysis Batch: 420-112479	Instrument ID:	Thermo ICP
Preparation:	200.7/200.8	Prep Batch: 420-112493	Lab File ID:	N/A
Dilution:	1.0		Initial Weight/Volume:	50 mL
Date Analyzed:	07/17/2017 1445		Final Weight/Volume:	50 mL
Date Prepared:	07/17/2017 0925			

Analyte	Result (ug/L)	Qualifier	RL
Iron	1050	g	60.0
Manganese	373	g	10.0
Sodium	21100		200
Zinc	35.0		20.0

200.7 Rev 4.4 ICP Metals by 200.7-Dissolved

Method:	200.7 Rev 4.4	Analysis Batch: 420-112597	Instrument ID:	Thermo ICP
Preparation:	200.7	Prep Batch: 420-112501	Lab File ID:	N/A
Dilution:	1.0		Initial Weight/Volume:	50 mL
Date Analyzed:	07/19/2017 1846		Final Weight/Volume:	50 mL
Date Prepared:	07/17/2017 1505			

Analyte	Result (ug/L)	Qualifier	RL
Iron	<60.0		60.0
Manganese	381		10.0

Client: Leggette, Brashears & Graham, Inc.

Job Number: 420-123595-4
Sdg Number: Clovewood

Client Sample ID: **C - 16**

Lab Sample ID: 420-123595-4
Client Matrix: Drinking Water

Date Sampled: 07/13/2017 0915
Date Received: 07/13/2017 1000

200.8 Rev.5.4 ICPMS Metals by 200.8

Method:	200.8 Rev.5.4	Analysis Batch: 420-112457	Instrument ID:	Perkin Elmer ELAN
Preparation:	200.7/200.8	Prep Batch: 420-112493	Lab File ID:	N/A
Dilution:	1.0		Initial Weight/Volume:	50 mL
Date Analyzed:	07/17/2017 1330		Final Weight/Volume:	50 mL
Date Prepared:	07/17/2017 0925			

Analyte	Result (ug/L)	Qualifier	RL
Lead	<1.00		1.00
Arsenic	1.45		1.40
Beryllium	<0.300		0.300
Cadmium	<1.00		1.00
Chromium	<7.00		7.00
Nickel	1.32		0.500
Antimony	<0.400		0.400
Thallium	<0.300		0.300
Barium	17.7		2.00
Selenium	<2.00		2.00

Method:	200.8 Rev.5.4	Analysis Batch: 420-112536	Instrument ID:	Perkin Elmer ELAN
Preparation:	200.8	Prep Batch: 420-112520	Lab File ID:	N/A
Dilution:	1.0		Initial Weight/Volume:	50 mL
Date Analyzed:	07/18/2017 1732		Final Weight/Volume:	50 mL
Date Prepared:	07/17/2017 1800			

Analyte	Result (ug/L)	Qualifier	RL
Silver	<1.00		1.00

245.1 Rev.3.0 Mercury in Water by CVAA

Method:	245.1 Rev.3.0	Analysis Batch: 420-112511	Instrument ID:	Perkin Elmer FIMS
Preparation:	245.1	Prep Batch: 420-112451	Lab File ID:	N/A
Dilution:	1.0		Initial Weight/Volume:	25 mL
Date Analyzed:	07/18/2017 1215		Final Weight/Volume:	25 mL
Date Prepared:	07/17/2017 1115			

Analyte	Result (ug/L)	Qualifier	RL
Mercury	<0.200		0.200

Client: Leggette, Brashears & Graham, Inc.

Job Number: 420-123595-4
Sdg Number: Clovewood

Client Sample ID: **C - 16**

Lab Sample ID:	420-123595-4	Date Sampled:	07/13/2017 0915
Client Matrix:	Drinking Water	Date Received:	07/13/2017 1000

SM 2340B-97,-11 Hardness by Calculation

Method:	SM 2340B-97,-11	Analysis Batch: 420-112535	Instrument ID:	None
Preparation:	N/A		Lab File ID:	N/A
Dilution:	1.0		Initial Weight/Volume:	
Date Analyzed:	07/17/2017 1445		Final Weight/Volume:	
Date Prepared:	N/A			

Analyte	Result (mg/L)	Qualifier	RL
Calcium hardness as calcium carbonate	88.2		1.25

Client: Leggette, Brashears & Graham, Inc.

Job Number: 420-123595-4
Sdg Number: Clovewood

Biology

Client Sample ID: **C - 16**

Lab Sample ID: 420-123595-4
Client Matrix: Drinking Water

Date Sampled: 07/13/2017 0915
Date Received: 07/13/2017 1000

Analyte	Result	Qual	Units	Dil	Method
Coliform, Total	Absent		CFU/100mL	1.0	SM 9223
	Anly Batch: 420-112380	Date Analyzed	07/13/2017 1510		
Escherichia coli	Absent		CFU/100mL	1.0	SM 9223
	Anly Batch: 420-112380	Date Analyzed	07/13/2017 1510		

Analyte	Result	Qual	Units	RL	Dil	Method
Heterotrophic Plate Count	90.0		CFU/mL	2.00	1.0	SIMPLATE
	Anly Batch: 420-112413	Date Analyzed	07/13/2017 1550			

General Chemistry

Client: Leggette, Brashears & Graham, Inc.

Job Number: 420-123595-4
Sdg Number: Clovewood

General Chemistry

Client Sample ID: **C - 16**

Lab Sample ID: 420-123595-4
Client Matrix: Drinking Water

Date Sampled: 07/13/2017 0915
Date Received: 07/13/2017 1000

Analyte	Result	Qual	Units	RL	Dil	Method
Nitrate as N	<0.250		mg/L	0.250	1.0	300.0
	Anly Batch: 420-112412	Date Analyzed	07/13/2017 1658			

Analyte	Result	Qual	Units	Dil	Method
Langelier Index	-0.270		NONE	1.0	SM 2330B
	Anly Batch: 420-112765	Date Analyzed	07/26/2017 1302		

Client: Leggette, Brashears & Graham, Inc.

Job Number: 420-123595-4
Sdg Number: Clovewood

General Chemistry

Client Sample ID: **C - 16**

Lab Sample ID: 420-123595-4
Client Matrix: Drinking Water

Date Sampled: 07/13/2017 0915
Date Received: 07/13/2017 1000

Analyte	Result	Qual	Units	RL	Dil	Method
Alkalinity	190		mg/L	5.00	1.0	SM 2320B-97,-11
Anly Batch: 420-112669	Date Analyzed		07/21/2017 1730			
Total Dissolved Solids	192		mg/L	5.00	1.0	SM2540C-97,11
Anly Batch: 420-112602	Date Analyzed		07/20/2016 1700			
Chloride	1.62		mg/L	1.50	1.0	300.0 Rev. 2.1
Anly Batch: 420-112412	Date Analyzed		07/13/2017 1658			
Sulfate	9.11		mg/L	5.00	1.0	300.0 Rev. 2.1
Anly Batch: 420-112412	Date Analyzed		07/13/2017 1658			
Fluoride	<0.500		mg/L	0.500	1.0	300.0 Rev. 2.1
Anly Batch: 420-112412	Date Analyzed		07/13/2017 1658			
Cyanide, Total	<0.00500		mg/L	0.00500	1.0	SM4500 CN E-99
Anly Batch: 420-112524	Date Analyzed		07/18/2017 1400			
Prep Batch:	Date Prepared:		07/14/2017 1300			
Apparent Color	30.0	g	Pt-Co	2.00	1.0	SM2120B-01,11
Anly Batch: 420-112486	Date Analyzed		07/13/2017 1750			
pH@color measurement	7.29		SU	2.00	1.0	SM2120B-01,11
Anly Batch: 420-112486	Date Analyzed		07/13/2017 1750			
Turbidity	13.0	g	NTU	0.100	1.0	SM2130B-01,11
Anly Batch: 420-112420	Date Analyzed		07/13/2017 1813			
Odor	1.00		T.O.N.	1.00	1.0	SM 2150B
Anly Batch: 420-112485	Date Analyzed		07/13/2017 1800			
Temp @ Odor Measurement	60.0		Degrees C	5.00	1.0	SM 2150B
Anly Batch: 420-112485	Date Analyzed		07/13/2017 1800			
pH	7.29	H	SU	0.200	1.0	SM 4500 H+ B
Anly Batch: 420-112487	Date Analyzed		07/13/2017 1749			
Temp @ pH Measurement	16.6		Degrees C	5.00	1.0	SM 4500 H+ B
Anly Batch: 420-112487	Date Analyzed		07/13/2017 1749			
Nitrite as N	<0.0100		mg/L	0.0100	1.0	SM 4500 NO2 B
Anly Batch: 420-112510	Date Analyzed		07/14/2017 1047			

DATA REPORTING QUALIFIERS

Client: Leggette, Brashears & Graham, Inc.

Job Number:
Sdg Number: Clovewood

Lab Section	Qualifier	Description
Metals		
	g	Result fails applicable NYS drinking water standards
General Chemistry		
	g	Result fails applicable NYS drinking water standards
	H	Sample was prepped or analyzed beyond the specified holding time

Certification Information

Client: Leggette, Brashears & Graham, Inc.

Job Number:

Sdg Number: Clovewood

The following analytes are Not Part of the ELAP scope of accreditation:

Sulfur, Tungsten, Silicon, Bicarbonate Alkalinity, 7 Day BOD 5210C, 28 Day BOD, Soluble BOD, Carbon Dioxide, Carbonate Alkalinity, CBOD Soluble, Chlorine, Cyanide (WAD), Ferrous Iron, Ferric Iron, Total Nitrogen, Total Organic Nitrogen, Dissolved Oxygen, pH, Phenolphthalein Alkalinity, Solids (Fixed), Solids (Percent), Solids (Percent Moisture) , Solids (Percent Volatile), Solids (Volatile Suspended), Temperature, TKN (Soluble), COD (Soluble), Total Inorganic Carbon, Volatile Acids as Acetic Acid, 2-Aminopyridine, 3-Picoline, 1-Methyl-2-pyrrilidinone, Aziridine, Dimethyl sulfoxide, 1-Chlorohexane, Iron Bacteria, Salmonella, & Sulfur Reducing Bacteria.

The following analytes are Not Part of ELAP Potable Water scope of accreditation:

Cobalt (200.7, 200.8), Tin (200.7), Strontium (200.7), Gold (200.7), Platinum (200.7), Palladium (200.7), Titanium (200.7), Phosphorus (365.3), Nitrate-Nitrite (10-107-4-1C, 353.2), m-Xylene & p-Xylene (502.2, 524), Naphthalene (502.2), o-Xylene (502.2, 524), & Fecal Coliform (9222D).

The following analytes are Not Part of ELAP Solid and Hazardous Waste scope of accreditation:

Ammonia (SM 4500NH3G), TKN (351.2), Phosphorus (365.3), 1,2-Dichloro-1,1,2-trifluoroethane (8260), & Chlorodifluoromethane (8260).

The following analytes are Not Part of ELAP Non Potable Water scope of accreditation:

Dissolved Organic Carbon (5310C), Mecoprop (8151A), & MCPA (8151A).

Definitions and Glossary

Client: Leggette, Brashears & Graham, Inc.

Job Number:

Sdg Number: Clovewood

Abbreviation	These commonly used abbreviations may or may not be present in this report.
%R	Percent Recovery
DL, RA, RE	Indicates a Dilution, Reanalysis or Reextraction.
EPA	United States Environmental Protection Agency
MDL	Method Detection Limit - an estimate of the minimum amount of a substance that an analytical process can reliably detect. A MDL is analyte- and matrix-specific and may be laboratory-dependent.
ND	Not detected at the reporting limit (or MDL if shown).
QC	Quality Control
RL	Reporting Limit - the minimum levels, concentrations, or quantities of a target variable (e.g., target analyte) that can be reported with a specified degree of confidence.
RPD	Relative Percent Difference - a measure of the relative difference between two points.

EnviroTest Laboratories, Inc.

CHAIN OF CUSTODY

123595-4

REPORT# (Lab Use Only)

Lab Name: EnviroTest Laboratories
Address & Phone: 315 Fullerton Avenue, Newburgh, New York 12550 845-562-0890

PROJECT REFERENCE	PROJECT NO.	PROJECT LOCATION
Clovewood		
ENVIROTEST PROJECT MANAGER: Debra Bayer	P.O. NUMBER	TOWN
CLIENT (SITE) PM: LBG, Inc.	CLIENT PHONE: 203-929-8555	CLIENT FAX
CLIENT NAME: Stacy Stieber		
CLIENT ADDRESS: 4 Research Drive, Suite 204, Shelton, CT 06484		
COMPANY CONTRACTING THIS WORK (if applicable):		

PAGE 1 of 1

TURNAROUND TIME: NORMAL X; QUICK ___; VERBAL ___

#OF COOLERS: 1

SAMPLE DATE	SAMPLE TIME	SAMPLE IDENTIFICATION	MATRIX TYPE: COMPOSITE (C) OR GRAB (G) INDICATE	AQUEOUS (WATER)	D (Drinking Water) or W (Waste Water) Indicate	SOLID OR SEMISOLID	OTHER Specify	REQUIRED ANALYSES	NUMBER OF CONTAINERS SUBMITTED	REMARKS
7/13/17	9/5	C-16			D			MPA C/G kit		
								40ml Vials HCl	3	Table 8B (Sb,As,Ba,Be,Cd,Cr,Cn,Hg,Ni
								40ml Sodium Thio.	2	Se,Tl,F)
								250ml Amber Sodium Thio.	1	Table 8C (NO3,NO2)
								Liter Amber HCl/Na2SO3	2	Table 8D (Cl,Fe,Mn,Ag,Na,SO4,Zn,Odor,Color)
								250ml Plastic Nitric Acid	1	524.2 (POC,MTBE,Vinyl Chloride)
								40ml Mon/Sod.Thio(liquid)	2	SOCs (504,508,515,525,531,547,548,549,Dioxin)
								Liter Plastic	4	Additional Tests (Total coliform
								250ml Plastic Sodium Hyd.	1	thru Zinc)
								125ml Plastic Sterile	2	Radio(Gross Alpha/Beta,Radium-226/228,Uranium)
								Liter Plastic Nitric	5	Radon
								40ml Vials Unpres	2	Dissolved Fe, Mn
								2-Liter Amber Unpres.		
								1-250ml Amber Unpres.		
								3-250ml Plastic Unpres. (no air)		
								2-40ml Amber Sodium Thio.		
								1-500ml Amber Sodium Thio.		
								1-Liter Amber Plastic Sodium Thio.&H2SO4		
								2-Liter Amber Sodium Thio.		

RELINQUISHED BY: (SIGNATURE)	COMPANY	DATE	TIME	RECEIVED BY: (SIGNATURE)	COMPANY	DATE	TIME
[signature]	LBG	7/13/17	1143				
SAMPLED BY: (SIGNATURE) [signature]	COMPANY LBG	DATE 7/13/17	TIME 9/5	RECEIVED BY: (SIGNATURE)	COMPANY	DATE	TIME
RELINQUISHED BY: (SIGNATURE)	COMPANY	DATE	TIME	RECEIVED BY: (SIGNATURE)	COMPANY	DATE	TIME

SUBCONTACT: PACE-SOCs, Radio, Radon; ASI-MPA/Crypto/Giardia

RECEIVED FOR LABORATORY BY: (SIGNATURE)	DATE	TIME	CUSTODY INTACT	Cooler Temp:.	LABORATORY REMARKS: ICE____ pH____ CL2____ Reviewed by_____
[signature]	7/13/17	1143	YES NO	3.5°C	ICE

LOGIN SAMPLE RECEIPT CHECK LIST

Client: Leggette, Brashears & Graham, Inc.

Job Number: 420-123595-4
SDG Number: Clovewood

Login Number: **123595**

Question	T/F/NA	Comment
Samples were collected by ETL employee as per SOP-SAM-1	NA	
The cooler's custody seal, if present, is intact.	NA	
The cooler or samples do not appear to have been compromised or tampered with.	True	
Samples were received on ice.	True	
Cooler Temperature is recorded.	True	3.5C
Cooler Temp. is within method specified range.(0-6 C PW, 0-8 C NPW, or BAC <10 C	True	
If false, was sample received on ice within 6 hours of collection.	NA	
Based on above criteria cooler temperature is acceptable.	True	
COC is present.	True	
COC is filled out in ink and legible.	True	
COC is filled out with all pertinent information.	True	
There are no discrepancies between the sample IDs on the containers and the COC.	True	
Samples are received within Holding Time.	False	pH
Sample containers have legible labels.	True	
Containers are not broken or leaking.	True	
Sample collection date/times are provided.	True	
Appropriate sample containers are used.	True	
Sample bottles are completely filled.	True	
There is sufficient vol. for all requested analyses, incl. any requested MS/MSDs	True	
VOA sample vials do not have headspace or bubble is <6mm (1/4") in diameter.	True	
If necessary, staff have been informed of any short hold time or quick TAT needs	True	
Multiphasic samples are not present.	True	
Samples do not require splitting or compositing.	True	

Pace Analytical Services, LLC
1638 Roseytown Road - Suites 2,3,4
Greensburg, PA 15601
(724)850-5600

August 03, 2017

Ms. Debra Bayer
EnviroTest Laboratories, Inc.
315 Fullerton Avenue
Newburgh, NY 12550

RE: Project: 42001269
Pace Project No.: 30224101

Dear Ms. Bayer:
Enclosed are the analytical results for sample(s) received by the laboratory on July 14, 2017. The results relate only to the samples included in this report. Results reported herein conform to the most current, applicable TNI/NELAC standards and the laboratory's Quality Assurance Manual, where applicable, unless otherwise noted in the body of the report.

If you have any questions concerning this report, please feel free to contact me.

Sincerely,

Jacquelyn Collins
jacquelyn.collins@pacelabs.com
(724)850-5612
Project Manager

Enclosures

cc: Janine Rader, EnviroTest Laboratories, Inc.

This report shall not be reproduced, except in full,
without the written consent of Pace Analytical Services, LLC.

Pace Analytical Services, LLC
1638 Roseytown Road - Suites 2,3,4
Greensburg, PA 15601
(724)850-5600

CERTIFICATIONS

Project: 42001269
Pace Project No.: 30224101

Pennsylvania Certification IDs

1638 Roseytown Rd Suites 2,3&4, Greensburg, PA 15601
L-A-B DOD-ELAP Accreditation #: L2417
Alabama Certification #: 41590
Arizona Certification #: AZ0734
Arkansas Certification
California Certification #: 04222CA
Colorado Certification
Connecticut Certification #: PH-0694
Delaware Certification
Florida/TNI Certification #: E87683
Georgia Certification #: C040
Guam Certification
Hawaii Certification
Idaho Certification
Illinois Certification
Indiana Certification
Iowa Certification #: 391
Kansas/TNI Certification #: E-10358
Kentucky Certification #: 90133
Louisiana DHH/TNI Certification #: LA140008
Louisiana DEQ/TNI Certification #: 4086
Maine Certification #: PA00091
Maryland Certification #: 308
Massachusetts Certification #: M-PA1457
Michigan/PADEP Certification
Missouri Certification #: 235
Montana Certification #: Cert 0082
Nebraska Certification #: NE-05-29-14
Nevada Certification #: PA014572015-1
New Hampshire/TNI Certification #: 2976
New Jersey/TNI Certification #: PA 051
New Mexico Certification #: PA01457
New York/TNI Certification #: 10888
North Carolina Certification #: 42706
North Dakota Certification #: R-190
Oregon/TNI Certification #: PA200002
Pennsylvania/TNI Certification #: 65-00282
Puerto Rico Certification #: PA01457
Rhode Island Certification #: 65-00282
South Dakota Certification
Tennessee Certification #: TN2867
Texas/TNI Certification #: T104704188-14-8
Utah/TNI Certification #: PA014572015-5
USDA Soil Permit #: P330-14-00213
Vermont Dept. of Health: ID# VT-0282
Virgin Island/PADEP Certification
Virginia/VELAP Certification #: 460198
Washington Certification #: C868
West Virginia DEP Certification #: 143
West Virginia DHHR Certification #: 9964C
Wisconsin Certification
Wyoming Certification #: 8TMS-L

This report shall not be reproduced, except in full,
without the written consent of Pace Analytical Services, LLC.

Pace Analytical Services, LLC
1638 Roseytown Road - Suites 2,3,4
Greensburg, PA 15601
(724)850-5600

SAMPLE SUMMARY

Project: 42001269
Pace Project No.: 30224101

Lab ID	Sample ID	Matrix	Date Collected	Date Received
30224101001	**C-16 (420-123595-4)**	Drinking Water	07/13/17 09:15	07/14/17 10:20

This report shall not be reproduced, except in full,
without the written consent of Pace Analytical Services, LLC.

Pace Analytical Services, LLC
1638 Roseytown Road - Suites 2,3,4
Greensburg, PA 15601
(724)850-5600

SAMPLE ANALYTE COUNT

Project: 42001269
Pace Project No.: 30224101

Lab ID	Sample ID	Method	Analysts	Analytes Reported
30224101001	**C-16 (420-123595-4)**	SM7500RnB-07	NEG	1
		EPA 900.0	NEG	2
		EPA 903.1	WRR	1
		EPA 904.0	VAL	1
		ASTM D5174-97	RMK	1

This report shall not be reproduced, except in full,
without the written consent of Pace Analytical Services, LLC.

Pace Analytical Services, LLC
1638 Roseytown Road - Suites 2,3,4
Greensburg, PA 15601
(724)850-5600

ANALYTICAL RESULTS - RADIOCHEMISTRY

Project: 42001269
Pace Project No.: 30224101

Sample: C-16 (420-123595-4) **Lab ID: 30224101001** Collected: 07/13/17 09:15 Received: 07/14/17 10:20 Matrix: Drinking Water
PWS: Site ID: Sample Type:

Parameters	Method	Act ± Unc (MDC) Carr Trac	Units	Analyzed	CAS No.	Qual
Radon	SM7500RnB-07	**59.3 ± 29.2 (46.2)** **C:NA T:NA**	pCi/L	07/15/17 07:07	10043-92-2	
Gross Alpha	EPA 900.0	**1.85 ± 1.52 (2.65)** **C:NA T:NA**	pCi/L	07/24/17 08:50	12587-46-1	
Gross Beta	EPA 900.0	**1.01 ± 0.753 (1.47)** **C:NA T:NA**	pCi/L	07/24/17 08:50	12587-47-2	
Radium-226	EPA 903.1	**0.503 ± 0.364 (0.412)** **C:NA T:93%**	pCi/L	07/26/17 13:09	13982-63-3	
Radium-228	EPA 904.0	**0.372 ± 0.301 (0.613)** **C:75% T:91%**	pCi/L	07/27/17 11:16	15262-20-1	
Total Uranium	ASTM D5174-97	**0.558 ± 0.019 (0.193)** **C:NA T:NA**	ug/L	08/03/17 16:28	7440-61-1	

This report shall not be reproduced, except in full,
without the written consent of Pace Analytical Services, LLC.

Pace Analytical Services, LLC
1638 Roseytown Road - Suites 2,3,4
Greensburg, PA 15601
(724)850-5600

QUALITY CONTROL - RADIOCHEMISTRY

Project: 42001269
Pace Project No.: 30224101

QC Batch: 265143
QC Batch Method: ASTM D5174-97
Analysis Method: ASTM D5174-97
Analysis Description: D5174.97 Total Uranium KPA
Associated Lab Samples: 30224101001

METHOD BLANK: 1306496
Matrix: Water
Associated Lab Samples: 30224101001

Parameter	Act ± Unc (MDC) Carr Trac	Units	Analyzed	Qualifiers
Total Uranium	0.064 ± 0.004 (0.193) C:NA T:NA	ug/L	08/03/17 11:33	

Results presented on this page are in the units indicated by the "Units" column except where an alternate unit is presented to the right of the result.

REPORT OF LABORATORY ANALYSIS

This report shall not be reproduced, except in full,
without the written consent of Pace Analytical Services, LLC.

Pace Analytical Services, LLC
1638 Roseytown Road - Suites 2,3,4
Greensburg, PA 15601
(724)850-5600

QUALITY CONTROL - RADIOCHEMISTRY

Project: 42001269
Pace Project No.: 30224101

QC Batch: 265053 | Analysis Method: SM7500RnB-07
QC Batch Method: SM7500RnB-07 | Analysis Description: 7500Rn B Radon
Associated Lab Samples: 30224101001

METHOD BLANK: 1305441 | Matrix: Water
Associated Lab Samples: 30224101001

Parameter	Act ± Unc (MDC) Carr Trac	Units	Analyzed	Qualifiers
Radon	2.8 ± 18.8 (32.7) C:NA T:NA	pCi/L	07/15/17 02:40	

Results presented on this page are in the units indicated by the "Units" column except where an alternate unit is presented to the right of the result.

This report shall not be reproduced, except in full,
without the written consent of Pace Analytical Services, LLC.

Pace Analytical Services, LLC
1638 Roseytown Road - Suites 2,3,4
Greensburg, PA 15601
(724)850-5600

QUALITY CONTROL - RADIOCHEMISTRY

Project: 42001269
Pace Project No.: 30224101

QC Batch: 265152 | Analysis Method: EPA 903.1
QC Batch Method: EPA 903.1 | Analysis Description: 903.1 Radium-226
Associated Lab Samples: 30224101001

METHOD BLANK: 1306510 | Matrix: Water
Associated Lab Samples: 30224101001

Parameter	Act ± Unc (MDC) Carr Trac	Units	Analyzed	Qualifiers
Radium-226	0.159 ± 0.312 (0.570) C:NA T:95%	pCi/L	07/26/17 12:14	

Results presented on this page are in the units indicated by the "Units" column except where an alternate unit is presented to the right of the result.

REPORT OF LABORATORY ANALYSIS

This report shall not be reproduced, except in full,
without the written consent of Pace Analytical Services, LLC.

Pace Analytical Services, LLC
1638 Roseytown Road - Suites 2,3,4
Greensburg, PA 15601
(724)850-5600

QUALITY CONTROL - RADIOCHEMISTRY

Project: 42001269
Pace Project No.: 30224101

QC Batch: 265148 | Analysis Method: EPA 900.0
QC Batch Method: EPA 900.0 | Analysis Description: 900.0 Gross Alpha/Beta
Associated Lab Samples: 30224101001

METHOD BLANK: 1306505 | Matrix: Water
Associated Lab Samples: 30224101001

Parameter	Act ± Unc (MDC) Carr Trac	Units	Analyzed	Qualifiers
Gross Alpha	-0.333 ± 0.399 (1.52) C:NA T:NA	pCi/L	07/24/17 08:35	
Gross Beta	-0.362 ± 0.578 (1.62) C:NA T:NA	pCi/L	07/24/17 08:35	

Results presented on this page are in the units indicated by the "Units" column except where an alternate unit is presented to the right of the result.

This report shall not be reproduced, except in full,
without the written consent of Pace Analytical Services, LLC.

Pace Analytical Services, LLC
1638 Roseytown Road - Suites 2,3,4
Greensburg, PA 15601
(724)850-5600

QUALITY CONTROL - RADIOCHEMISTRY

Project: 42001269
Pace Project No.: 30224101

QC Batch: 265158 | Analysis Method: EPA 904.0
QC Batch Method: EPA 904.0 | Analysis Description: 904.0 Radium 228
Associated Lab Samples: 30224101001

METHOD BLANK: 1306521 | Matrix: Water
Associated Lab Samples: 30224101001

Parameter	Act ± Unc (MDC) Carr Trac	Units	Analyzed	Qualifiers
Radium-228	0.0810 ± 0.316 (0.717) C:75% T:85%	pCi/L	07/27/17 11:14	

Results presented on this page are in the units indicated by the "Units" column except where an alternate unit is presented to the right of the result.

This report shall not be reproduced, except in full,
without the written consent of Pace Analytical Services, LLC.

Pace Analytical Services, LLC
1638 Roseytown Road - Suites 2,3,4
Greensburg, PA 15601
(724)850-5600

QUALIFIERS

Project: 42001269
Pace Project No.: 30224101

DEFINITIONS

DF - Dilution Factor, if reported, represents the factor applied to the reported data due to dilution of the sample aliquot.

ND - Not Detected at or above adjusted reporting limit.

TNTC - Too Numerous To Count

J - Estimated concentration above the adjusted method detection limit and below the adjusted reporting limit.

MDL - Adjusted Method Detection Limit.

PQL - Practical Quantitation Limit.

RL - Reporting Limit.

S - Surrogate

1,2-Diphenylhydrazine decomposes to and cannot be separated from Azobenzene using Method 8270. The result for each analyte is a combined concentration.

Consistent with EPA guidelines, unrounded data are displayed and have been used to calculate % recovery and RPD values.

LCS(D) - Laboratory Control Sample (Duplicate)

MS(D) - Matrix Spike (Duplicate)

DUP - Sample Duplicate

RPD - Relative Percent Difference

NC - Not Calculable.

SG - Silica Gel - Clean-Up

U - Indicates the compound was analyzed for, but not detected.

N-Nitrosodiphenylamine decomposes and cannot be separated from Diphenylamine using Method 8270. The result reported for each analyte is a combined concentration.

Act - Activity

Unc - Uncertainty: SDWA = 1.96 sigma count uncertainty, all other matrices = Expanded Uncertainty (95% confidence interval). Gamma Spec = Expanded Uncertainty (95.4% Confidence Interval)

(MDC) - Minimum Detectable Concentration

Trac - Tracer Recovery (%)

Carr - Carrier Recovery (%)

Pace Analytical is TNI accredited. Contact your Pace PM for the current list of accredited analytes.

TNI - The NELAC Institute.

This report shall not be reproduced, except in full,
without the written consent of Pace Analytical Services, LLC.

EnviroTest Laboratories, Inc.
315 Fullerton Avenue
Newburgh, NY 12550
Phone (845) 562-0890 Fax (845) 562-0841

Chain of Custody Record

EnviroTest Laboratories Inc.

Client Information (Sub Contract Lab)

Client Contact: Shipping/Receiving
Company: Pace Analytical Services, Inc.
Address: 1638 Roseytown Rd,Suites 2,3,4, ,
City: Greensburg
State, Zip: PA, 15601
Phone:
Email:
Project Name: LBG, Inc.
Site:

Sampler: S. Stieber of LBG
Phone: 7/13/17 03
Due Date Requested: 7/27/2017
TAT Requested (days):
PO #:
WO #:
Project #: 42001269
SSOW#:

Lab PM: Bayer, Debra
E-Mail: dbayer@envirotestlaboratories.com
Carrier Tracking No(s):

COC No: 420-9120.1
Page: Page 1 of 1
STL Job #: 420-123595-4

Analysis Requested

Sample Identification Client ID (Lab ID)	Sample Date	Sample Time	Sample Type (C=comp, G=grab)	Matrix (W=water, S=solid, O=waste/oil, BT=Tissue, A=Air)	Field Filtered Sample (Yes or No)	Perform MS/MSD (Yes or No)	SUBCONTRACT/ 900 GA/GB/RA 226/RA 228	SUBCONTRACT/ Total Uranium	SUBCONTRACT/ Radon	Total Number of containers
			Preservation Code:							
C - 16 (420-123595-4)	7/13/17	9:15		Water			X	X	X	7

Preservation Codes:

A - HCL
B - NaOH
C - Zn Acetate
D - Nitric Acid
E - NaHSO4
F - MeOH
G - Amchlor
H - Ascorbic Acid
I - Ico
J - DI Water
K - EDTA
L - EDA
M - Hexane
N - None
O - AsNaO2
P - Na2O4S
Q - Na2SO3
R - Na2S2SO3
S - H2SO4
T - TSP Dodecahydrate
U - Acetone
V - MCAA
W - ph 4-5
Z - other (specify)

Other:

Special Instructions/Note: MS Spikes 7/13/17 03

001

WO#:30224101

30224101

Possible Hazard Identification
☐ Non-Hazard ☐ Flammable ☐ Skin Irritant ☐ Poison B ☐ Unknown ☐ Radiological

Sample Disposal (A fee may be assessed if samples are retained longer than 1 month)
☐ Return To Client ☐ Disposal By Lab ☐ Archive For _____ Months

Deliverable Requested: I, II, III, IV, Other (specify)

Special Instructions/QC Requirements:

Empty Kit Relinquished by: Date: Time: Method of Shipment:

Relinquished by	Date/Time	Company	Received by	Date/Time	Company
[signature]	7/13/17 1425	EZ	[signature]	7/14/17 1020	PACE
Relinquished by:	Date/Time:	Company	Received by:	Date/Time:	Company
Relinquished by:	Date/Time:	Company	Received by:	Date/Time:	Company

Custody Seals Intact: Δ Yes Δ No
Custody Seal No.:
Cooler Temperature(s) °C and Other Remarks:

Sample Condition Upon Receipt Pittsburgh

30224101

Pace Analytical

Client Name: Envirotest Labs. Project # _____

Label BH.
LIMS Login AML

Courier: ☑ Fed Ex ☐ UPS ☐ USPS ☐ Client ☐ Commercial ☐ Pace Other _____

Tracking #: 7796 2549 3330

Custody Seal on Cooler/Box Present: ☐ yes ☑ no Seals intact: ☐ yes ☐ no

Thermometer Used 8 Type of Ice: (Wet) Blue None

Cooler Temperature Observed Temp 3.5 °C Correction Factor: 0.0 °C Final Temp: 3.5 °C

Temp should be above freezing to 6°C

Date and initials of person examining contents: Zet 7/14/17

Comments:	Yes	No	N/A		
Chain of Custody Present:	✓			1.	
Chain of Custody Filled Out:	✓			2.	
Chain of Custody Relinquished:	✓			3.	
Sampler Name & Signature on COC:		✓		4.	
Sample Labels match COC: -Includes date/time/ID Matrix: WT	✓			5.	
Samples Arrived within Hold Time:	✓			6.	
Short Hold Time Analysis (<72hr remaining):	✓			7.	
Rush Turn Around Time Requested:		✓		8.	
Sufficient Volume:	✓			9.	
Correct Containers Used:	✓			10.	
-Pace Containers Used:		✓			
Containers Intact:	✓			11.	
Orthophosphate field filtered				12.	
Organic Samples checked for dechlorination:			✓	13.	
Filtered volume received for Dissolved tests			✓	14.	
All containers have been checked for preservation.	✓			15.	
All containers needing preservation are found to be in compliance with EPA recommendation.	✓				
exceptions: VOA, coliform, TOC, O&G, Phenolics				Initial when completed ZH	Date/time of preservation
				Lot # of added preservative	
Headspace in VOA Vials (>6mm):			✓	16.	
Trip Blank Present:			✓	17.	
Trip Blank Custody Seals Present			✓		
Rad Aqueous Samples Screened > 0.5 mrem/hr		✓		Initial when completed: ZH	Date: 7/14/17

Client Notification/ Resolution:

Person Contacted: _____ Date/Time: _____ Contacted By: _____

Comments/ Resolution: _____

☐ A check in this box indicates that additional information has been stored in ereports.

Note: Whenever there is a discrepancy affecting North Carolina compliance samples, a copy of this form will be sent to the North Caroline DEHNR Certification Office (i.e. out of hold, incorrect preservative, out of temp, incorrect containers)

*PM review is documented electronically in LIMS. When the Project Manager closes the SRF Review schedule in LIMS. The review is in the Status section of the Workorder Edit Screen.

Pace Analytical Services, LLC
8 East Tower Circle
Ormond Beach, FL 32174
(386)672-5668

August 15, 2017

Ron Bayer
EnviroTest Laboratories Inc.
315 Fullerton Avenue
Newburgh, NY 12550

RE: Project: LBG,Inc 42001269
Pace Project No.: 35324056

Dear Ron Bayer:
Enclosed are the analytical results for sample(s) received by the laboratory on July 14, 2017. The results relate only to the samples included in this report. Results reported herein conform to the most current, applicable TNI/NELAC standards and the laboratory's Quality Assurance Manual, where applicable, unless otherwise noted in the body of the report.

If you have any questions concerning this report, please feel free to contact me.

Sincerely,

Bo Garcia
bo.garcia@pacelabs.com
(386)672-5668
Project Manager

Enclosures

cc: Debra Bayer, EnviroTest Laboratories Inc.
Renee Cusack, EnviroTest Laboratories Inc.
Laura Marciano, EnviroTest Laboratories Inc.
Janine Rader, EnviroTest Laboratories Inc.
Meredith Ruthven, EnviroTest Laboratories Inc.

This report shall not be reproduced, except in full,
without the written consent of Pace Analytical Services, LLC.

Pace Analytical Services, LLC
8 East Tower Circle
Ormond Beach, FL 32174
(386)672-5668

CERTIFICATIONS

Project: LBG,Inc 42001269
Pace Project No.: 35324056

Ormond Beach Certification IDs

8 East Tower Circle, Ormond Beach, FL 32174
Alabama Certification #: 41320
Connecticut Certification #: PH-0216
Delaware Certification: FL NELAC Reciprocity
Florida Certification #: E83079
Georgia Certification #: 955
Guam Certification: FL NELAC Reciprocity
Hawaii Certification: FL NELAC Reciprocity
Illinois Certification #: 200068
Indiana Certification: FL NELAC Reciprocity
Kansas Certification #: E-10383
Louisiana Certification #: FL NELAC Reciprocity
Louisiana Environmental Certificate #: 05007
Maryland Certification: #346
Michigan Certification #: 9911
Mississippi Certification: FL NELAC Reciprocity
Missouri Certification #: 236
Montana Certification #: Cert 0074
Nebraska Certification: NE-OS-28-14
Nevada Certification: FL NELAC Reciprocity
New Jersey Certification #: FL022
New York Certification #: 11608
North Carolina Environmental Certificate #: 667
North Carolina Certification #: 12710
Oklahoma Certification #: D9947
Pennsylvania Certification #: 68-00547
Puerto Rico Certification #: FL01264
South Carolina Certification: #96042001
Tennessee Certification #: TN02974
Texas Certification: FL NELAC Reciprocity
US Virgin Islands Certification: FL NELAC Reciprocity
Virginia Environmental Certification #: 460165
Wyoming Certification: FL NELAC Reciprocity
West Virginia Certification #: 9962C
Wisconsin Certification #: 399079670
Wyoming (EPA Region 8): FL NELAC Reciprocity

Long Island Certification IDs

575 Broad Hollow Rd, Melville, NY 11747
New York Certification #: 10478 Primary Accrediting Body
New Jersey Certification #: NY158
Pennsylvania Certification #: 68-00350
Connecticut Certification #: PH-0435
Maryland Certification #: 208
Rhode Island Certification #: LAO00340
Massachusetts Certification #: M-NY026
New Hampshire Certification #: 2987

This report shall not be reproduced, except in full,
without the written consent of Pace Analytical Services, LLC.

Pace Analytical Services, LLC
8 East Tower Circle
Ormond Beach, FL 32174
(386)672-5668

SAMPLE SUMMARY

Project: LBG,Inc 42001269
Pace Project No.: 35324056

Lab ID	Sample ID	Matrix	Date Collected	Date Received
35324056001	**C-16**	Drinking Water	07/13/17 09:15	07/14/17 11:10

This report shall not be reproduced, except in full,
without the written consent of Pace Analytical Services, LLC.

Pace Analytical Services, LLC
8 East Tower Circle
Ormond Beach, FL 32174
(386)672-5668

SAMPLE ANALYTE COUNT

Project: LBG,Inc 42001269
Pace Project No.: 35324056

Lab ID	Sample ID	Method	Analysts	Analytes Reported	Laboratory
35324056001	**C-16**	EPA 504.1	BP1	2	PASI-O
		EPA 505	MMR	3	
		EPA 508.1	NS1	18	PASI-O
		EPA 515.3	LJM	8	PASI-O
		EPA 531.1	WFH	9	PASI-O
		EPA 547	NMB	1	PASI-O
		EPA 549.2	NMB	1	PASI-O
		EPA 525.2	NS1	7	PASI-O
		EPA 548.1	JDT	1	PASI-O

This report shall not be reproduced, except in full,
without the written consent of Pace Analytical Services, LLC.

Pace Analytical Services, LLC
8 East Tower Circle
Ormond Beach, FL 32174
(386)672-5668

ANALYTICAL RESULTS

Project: LBG,Inc 42001269
Pace Project No.: 35324056

Sample: C-16 **Lab ID: 35324056001** Collected: 07/13/17 09:15 Received: 07/14/17 11:10 Matrix: Drinking Water

Parameters	Results	Units	PQL	MDL	DF	Prepared	Analyzed	CAS No.	Qual
504.1 GCS EDB and DBCP	Analytical Method: EPA 504.1 Preparation Method: EPA 504.1								
1,2-Dibromo-3-chloropropane	**<0.0055**	ug/L	0.017	0.0055	1	07/18/17 07:15	07/18/17 18:23	96-12-8	
1,2-Dibromoethane (EDB)	**<0.0064**	ug/L	0.0086	0.0064	1	07/18/17 07:15	07/18/17 18:23	106-93-4	
505 GCS Pesticides/PCBs	Analytical Method: EPA 505 Preparation Method: EPA 505								
Aldrin	**<0.025**	ug/L	0.025	0.025	1	07/20/17 16:38	07/21/17 00:52	309-00-2	
Surrogates									
Tetrachloro-m-xylene (S)	88	%.	30-150		1	07/20/17 16:38	07/21/17 00:52	877-09-8	
Decachlorobiphenyl (S)	57	%.	30-150		1	07/20/17 16:38	07/21/17 00:52	2051-24-3	
508.1 GCS Pesticides	Analytical Method: EPA 508.1 Preparation Method: EPA 508.1								
Alachlor	**<0.037**	ug/L	0.21	0.037	1	07/21/17 15:45	07/28/17 04:17	15972-60-8	
Atrazine	**<0.067**	ug/L	0.11	0.067	1	07/21/17 15:45	07/28/17 04:17	1912-24-9	
gamma-BHC (Lindane)	**<0.0032**	ug/L	0.021	0.0032	1	07/21/17 15:45	07/28/17 04:17	58-89-9	
Butachlor	**<0.029**	ug/L	0.11	0.029	1	07/21/17 15:45	07/28/17 04:17	23184-66-9	
Chlordane (Technical)	**<0.050**	ug/L	0.21	0.050	1	07/21/17 15:45	07/28/17 04:17	57-74-9	
Dieldrin	**<0.020**	ug/L	0.11	0.020	1	07/21/17 15:45	07/28/17 04:17	60-57-1	
Endrin	**<0.0074**	ug/L	0.011	0.0074	1	07/21/17 15:45	07/28/17 04:17	72-20-8	
Heptachlor	**<0.013**	ug/L	0.042	0.013	1	07/21/17 15:45	07/28/17 04:17	76-44-8	
Heptachlor epoxide	**<0.0032**	ug/L	0.021	0.0032	1	07/21/17 15:45	07/28/17 04:17	1024-57-3	
Hexachlorobenzene	**<0.020**	ug/L	0.11	0.020	1	07/21/17 15:45	07/28/17 04:17	118-74-1	
Hexachlorocyclopentadiene	**<0.034**	ug/L	0.11	0.034	1	07/21/17 15:45	07/28/17 04:17	77-47-4	
Methoxychlor	**<0.054**	ug/L	0.11	0.054	1	07/21/17 15:45	07/28/17 04:17	72-43-5	
Metolachlor	**<0.050**	ug/L	0.11	0.050	1	07/21/17 15:45	07/28/17 04:17	51218-45-2	
PCB, Total	**<0.084**	ug/L	0.11	0.084	1	07/21/17 15:45	07/28/17 04:17	1336-36-3	
Propachlor	**<0.032**	ug/L	0.11	0.032	1	07/21/17 15:45	07/28/17 04:17	1918-16-7	
Simazine	**<0.073**	ug/L	0.074	0.073	1	07/21/17 15:45	07/28/17 04:17	122-34-9	
Toxaphene	**<0.64**	ug/L	1.1	0.64	1	07/21/17 15:45	07/28/17 04:17	8001-35-2	
Surrogates									
Decachlorobiphenyl (S)	106	%	70-130		1	07/21/17 15:45	07/28/17 04:17	2051-24-3	
515.3 Chlorinated Herbicides	Analytical Method: EPA 515.3 Preparation Method: EPA 515.3								
2,4-D	**<0.081**	ug/L	0.10	0.081	1	07/20/17 09:35	07/22/17 07:41	94-75-7	
Dalapon	**<0.89**	ug/L	1.0	0.89	1	07/20/17 09:35	07/22/17 07:41	75-99-0	
Dicamba	**<0.067**	ug/L	0.10	0.067	1	07/20/17 09:35	07/22/17 07:41	1918-00-9	L1
Dinoseb	**<0.16**	ug/L	0.20	0.16	1	07/20/17 09:35	07/22/17 07:41	88-85-7	
Pentachlorophenol	**<0.030**	ug/L	0.040	0.030	1	07/20/17 09:35	07/22/17 07:41	87-86-5	
Picloram	**<0.094**	ug/L	0.10	0.094	1	07/20/17 09:35	07/22/17 07:41	1918-02-1	
2,4,5-TP (Silvex)	**<0.16**	ug/L	0.20	0.16	1	07/20/17 09:35	07/22/17 07:41	93-72-1	
Surrogates									
2,4-DCAA (S)	97	%	70-130		1	07/20/17 09:35	07/22/17 07:41	19719-28-9	
531.1 HPLC Carbamates	Analytical Method: EPA 531.1								
Aldicarb	**<0.64**	ug/L	2.0	0.64	1		07/18/17 17:04	116-06-3	
Aldicarb sulfone	**<0.37**	ug/L	2.0	0.37	1		07/18/17 17:04	1646-88-4	
Aldicarb sulfoxide	**<0.59**	ug/L	2.0	0.59	1		07/18/17 17:04	1646-87-3	
Carbofuran	**<0.32**	ug/L	2.0	0.32	1		07/18/17 17:04	1563-66-2	

This report shall not be reproduced, except in full,
without the written consent of Pace Analytical Services, LLC.

Pace Analytical Services, LLC
8 East Tower Circle
Ormond Beach, FL 32174
(386)672-5668

ANALYTICAL RESULTS

Project: LBG,Inc 42001269
Pace Project No.: 35324056

Sample: C-16 **Lab ID: 35324056001** Collected: 07/13/17 09:15 Received: 07/14/17 11:10 Matrix: Drinking Water

Parameters	Results	Units	PQL	MDL	DF	Prepared	Analyzed	CAS No.	Qual
531.1 HPLC Carbamates	Analytical Method: EPA 531.1								
3-Hydroxycarbofuran	**<0.45**	ug/L	2.0	0.45	1		07/18/17 17:04	16655-82-6	
Methomyl	**<0.57**	ug/L	2.0	0.57	1		07/18/17 17:04	16752-77-5	
Oxamyl	**<0.55**	ug/L	2.0	0.55	1		07/18/17 17:04	23135-22-0	
Carbaryl	**<0.27**	ug/L	2.0	0.27	1		07/18/17 17:04	63-25-2	
Surrogates									
BDMC (S)	111	%	80-120		1		07/18/17 17:04		
547 HPLC Glyphosate	Analytical Method: EPA 547								
Glyphosate	**<4.2**	ug/L	6.0	4.2	1		07/20/17 05:13		
549.2 HPLC Paraquat Diquat	Analytical Method: EPA 549.2 Preparation Method: EPA 549.2								
Diquat	**<0.30**	ug/L	0.40	0.30	1	07/19/17 11:00	07/20/17 02:33	85-00-7	
525.2 Base Neutral Extractable	Analytical Method: EPA 525.2 Preparation Method: EPA 525.2								
Benzo(a)pyrene	**<0.013**	ug/L	0.096	0.013	1	07/25/17 10:30	07/26/17 15:02	50-32-8	L2
bis(2-Ethylhexyl)adipate	**<0.37**	ug/L	1.5	0.37	1	07/25/17 10:30	07/26/17 15:02	103-23-1	
bis(2-Ethylhexyl)phthalate	**<0.48**	ug/L	1.9	0.48	1	07/25/17 10:30	07/26/17 15:02	117-81-7	
Metribuzin	**<0.14**	ug/L	0.29	0.14	1	07/25/17 10:30	07/26/17 15:02	21087-64-9	
Surrogates									
1,3-Dimethyl-2-nitrobenzene(S)	153	%	70-130		1	07/25/17 10:30	07/26/17 15:02	81209	S3
Perylene-d12 (S)	107	%	70-130		1	07/25/17 10:30	07/26/17 15:02	1520963	
Triphenylphosphate (S)	85	%	70-130		1	07/25/17 10:30	07/26/17 15:02	115-86-6	
548.1 GCS Endothall	Analytical Method: EPA 548.1 Preparation Method: EPA 548.1								
Endothall	**<4.3**	ug/L	9.0	4.3	1	07/19/17 17:00	07/24/17 23:53		L2,L5

This report shall not be reproduced, except in full,
without the written consent of Pace Analytical Services, LLC.

Pace Analytical Services, LLC
8 East Tower Circle
Ormond Beach, FL 32174
(386)672-5668

QUALITY CONTROL DATA

Project: LBG,Inc 42001269
Pace Project No.: 35324056

QC Batch: 381535 | Analysis Method: EPA 531.1
QC Batch Method: EPA 531.1 | Analysis Description: 531.1 HPLC Carbamate
Associated Lab Samples: 35324056001

METHOD BLANK: 2070180 | Matrix: Water
Associated Lab Samples: 35324056001

Parameter	Units	Blank Result	Reporting Limit	MDL	Analyzed	Qualifiers
3-Hydroxycarbofuran	ug/L	<0.45	2.0	0.45	07/18/17 12:36	
Aldicarb	ug/L	<0.64	2.0	0.64	07/18/17 12:36	
Aldicarb sulfone	ug/L	<0.37	2.0	0.37	07/18/17 12:36	
Aldicarb sulfoxide	ug/L	<0.59	2.0	0.59	07/18/17 12:36	
Carbaryl	ug/L	<0.27	2.0	0.27	07/18/17 12:36	
Carbofuran	ug/L	<0.32	2.0	0.32	07/18/17 12:36	
Methomyl	ug/L	<0.57	2.0	0.57	07/18/17 12:36	
Oxamyl	ug/L	<0.55	2.0	0.55	07/18/17 12:36	
BDMC (S)	%	120	80-120		07/18/17 12:36	

LABORATORY CONTROL SAMPLE: 2070181

Parameter	Units	Spike Conc.	LCS Result	LCS % Rec	% Rec Limits	Qualifiers
3-Hydroxycarbofuran	ug/L	10	10.3	103	80-120	
Aldicarb	ug/L	10	11.2	112	80-120	
Aldicarb sulfone	ug/L	10	10.9	109	80-120	
Aldicarb sulfoxide	ug/L	10	12.0	120	80-120	
Carbaryl	ug/L	10	12.0	120	80-120	
Carbofuran	ug/L	10	11.7	117	80-120	
Methomyl	ug/L	10	10.6	106	80-120	
Oxamyl	ug/L	10	11.8	118	80-120	
BDMC (S)	%			118	80-120	

MATRIX SPIKE & MATRIX SPIKE DUPLICATE: 2070182 2070183

Parameter	Units	35323850001 Result	MS Spike Conc.	MSD Spike Conc.	MS Result	MSD Result	MS % Rec	MSD % Rec	% Rec Limits	RPD	Max RPD	Qual
3-Hydroxycarbofuran	ug/L	0.45U	10	10	10	10.2	100	102	80-120	2	20	
Aldicarb	ug/L	0.64U	10	10	10.5	10.3	105	103	80-120	3	20	
Aldicarb sulfone	ug/L	0.37U	10	10	9.5	9.8	95	98	80-120	4	20	
Aldicarb sulfoxide	ug/L	0.59U	10	10	11.2	11.0	112	110	80-120	2	20	
Carbaryl	ug/L	0.27U	10	10	12.0	11.5	120	115	80-120	4	20	
Carbofuran	ug/L	0.32U	10	10	11.3	10.5	113	105	80-120	7	20	
Methomyl	ug/L	0.57U	10	10	10.5	11.1	105	111	80-120	6	20	
Oxamyl	ug/L	0.55U	10	10	10.2	10.0	102	100	80-120	2	20	
BDMC (S)	%						103	98	80-120			

Results presented on this page are in the units indicated by the "Units" column except where an alternate unit is presented to the right of the result.

REPORT OF LABORATORY ANALYSIS

This report shall not be reproduced, except in full,
without the written consent of Pace Analytical Services, LLC.

Pace Analytical Services, LLC
8 East Tower Circle
Ormond Beach, FL 32174
(386)672-5668

QUALITY CONTROL DATA

Project: LBG,Inc 42001269
Pace Project No.: 35324056

QC Batch: 382091 | Analysis Method: EPA 547
QC Batch Method: EPA 547 | Analysis Description: 547 HPLC Glyphosate
Associated Lab Samples: 35324056001

METHOD BLANK: 2073233 | Matrix: Water
Associated Lab Samples: 35324056001

Parameter	Units	Blank Result	Reporting Limit	MDL	Analyzed	Qualifiers
Glyphosate	ug/L	<4.2	6.0	4.2	07/20/17 02:06	

LABORATORY CONTROL SAMPLE: 2073234

Parameter	Units	Spike Conc.	LCS Result	LCS % Rec	% Rec Limits	Qualifiers
Glyphosate	ug/L	50	52.3	105	80-120	

MATRIX SPIKE & MATRIX SPIKE DUPLICATE: 2073235 2073236

Parameter	Units	35324897001 Result	MS Spike Conc.	MSD Spike Conc.	MS Result	MSD Result	MS % Rec	MSD % Rec	% Rec Limits	RPD	Max RPD	Qual
Glyphosate	ug/L	0.0042U mg/L	50	50	48.2	48.4	96	97	80-120	0	30	

MATRIX SPIKE & MATRIX SPIKE DUPLICATE: 2073237 2073238

Parameter	Units	35324066001 Result	MS Spike Conc.	MSD Spike Conc.	MS Result	MSD Result	MS % Rec	MSD % Rec	% Rec Limits	RPD	Max RPD	Qual
Glyphosate	ug/L	<4.2	50	50	51.2	49.9	102	100	80-120	3	30	

Results presented on this page are in the units indicated by the "Units" column except where an alternate unit is presented to the right of the result.

This report shall not be reproduced, except in full,
without the written consent of Pace Analytical Services, LLC.

Pace Analytical Services, LLC
8 East Tower Circle
Ormond Beach, FL 32174
(386)672-5668

QUALITY CONTROL DATA

Project: LBG,Inc 42001269
Pace Project No.: 35324056

QC Batch: 381399 | Analysis Method: EPA 504.1
QC Batch Method: EPA 504.1 | Analysis Description: 504 EDB DBCP
Associated Lab Samples: 35324056001

METHOD BLANK: 2069376 | Matrix: Water
Associated Lab Samples: 35324056001

Parameter	Units	Blank Result	Reporting Limit	MDL	Analyzed	Qualifiers
1,2-Dibromo-3-chloropropane	ug/L	<0.0064	0.020	0.0064	07/18/17 13:43	
1,2-Dibromoethane (EDB)	ug/L	<0.0075	0.010	0.0075	07/18/17 13:43	

LABORATORY CONTROL SAMPLE & LCSD: 2069377 2070238

Parameter	Units	Spike Conc.	LCS Result	LCSD Result	LCS % Rec	LCSD % Rec	% Rec Limits	RPD	Max RPD	Qualifiers
1,2-Dibromo-3-chloropropane	ug/L	.25	0.27	0.24	109	96	70-130	12	40	
1,2-Dibromoethane (EDB)	ug/L	.25	0.29	0.25	116	101	70-130	13	40	

MATRIX SPIKE & MATRIX SPIKE DUPLICATE: 2070239 2070240

Parameter	Units	35324127010 Result	MS Spike Conc.	MSD Spike Conc.	MS Result	MSD Result	MS % Rec	MSD % Rec	% Rec Limits	RPD	Max RPD	Qual
1,2-Dibromo-3-chloropropane	ug/L	<0.0055	.44	.44	0.64	0.63	146	143	65-135	2	40	M1
1,2-Dibromoethane (EDB)	ug/L	<0.0064	.44	.44	0.64	0.63	146	145	65-135	1	40	M1

Results presented on this page are in the units indicated by the "Units" column except where an alternate unit is presented to the right of the result.

REPORT OF LABORATORY ANALYSIS

This report shall not be reproduced, except in full,
without the written consent of Pace Analytical Services, LLC.

Pace Analytical Services, LLC
8 East Tower Circle
Ormond Beach, FL 32174
(386)672-5668

QUALITY CONTROL DATA

Project: LBG,Inc 42001269
Pace Project No.: 35324056

QC Batch: 32255 | Analysis Method: EPA 505
QC Batch Method: EPA 505 | Analysis Description: 505 GCS Pesticides
Associated Lab Samples: 35324056001

METHOD BLANK: 149103 | Matrix: Water
Associated Lab Samples: 35324056001

Parameter	Units	Blank Result	Reporting Limit	MDL	Analyzed	Qualifiers
Aldrin	ug/L	<0.025	0.025	0.025	07/20/17 18:40	
Decachlorobiphenyl (S)	%.	75	30-150		07/20/17 18:40	
Tetrachloro-m-xylene (S)	%.	85	30-150		07/20/17 18:40	

LABORATORY CONTROL SAMPLE: 149104

Parameter	Units	Spike Conc.	LCS Result	LCS % Rec	% Rec Limits	Qualifiers
Aldrin	ug/L	.048	0.047	98	70-130	
Decachlorobiphenyl (S)	%.			95	30-150	
Tetrachloro-m-xylene (S)	%.			94	30-150	

LABORATORY CONTROL SAMPLE: 149105

Parameter	Units	Spike Conc.	LCS Result	LCS % Rec	% Rec Limits	Qualifiers
Aldrin	ug/L	.0095	<0.025	97	70-130	
Decachlorobiphenyl (S)	%.			89	30-150	
Tetrachloro-m-xylene (S)	%.			95	30-150	

MATRIX SPIKE SAMPLE: 149106

Parameter	Units	7024421001 Result	Spike Conc.	MS Result	MS % Rec	% Rec Limits	Qualifiers
Aldrin	ug/L	<0.025	.095	0.092	96	65-135	
Decachlorobiphenyl (S)	%.				75	30-150	
Tetrachloro-m-xylene (S)	%.				97	30-150	

Results presented on this page are in the units indicated by the "Units" column except where an alternate unit is presented to the right of the result.

REPORT OF LABORATORY ANALYSIS

This report shall not be reproduced, except in full,
without the written consent of Pace Analytical Services, LLC.

Pace Analytical Services, LLC
8 East Tower Circle
Ormond Beach, FL 32174
(386)672-5668

QUALITY CONTROL DATA

Project: LBG,Inc 42001269
Pace Project No.: 35324056

QC Batch: 382070 | Analysis Method: EPA 508.1
QC Batch Method: EPA 508.1 | Analysis Description: 508 GCS Pesticide
Associated Lab Samples: 35324056001

METHOD BLANK: 2073167 | Matrix: Water
Associated Lab Samples: 35324056001

Parameter	Units	Blank Result	Reporting Limit	MDL	Analyzed	Qualifiers
Alachlor	ug/L	<0.035	0.20	0.035	07/26/17 10:06	
Atrazine	ug/L	<0.063	0.10	0.063	07/26/17 10:06	
Butachlor	ug/L	<0.027	0.10	0.027	07/26/17 10:06	
Chlordane (Technical)	ug/L	<0.047	0.20	0.047	07/26/17 10:06	
Dieldrin	ug/L	<0.019	0.10	0.019	07/26/17 10:06	
Endrin	ug/L	<0.0070	0.010	0.0070	07/26/17 10:06	
gamma-BHC (Lindane)	ug/L	<0.0030	0.020	0.0030	07/26/17 10:06	
Heptachlor	ug/L	<0.012	0.040	0.012	07/26/17 10:06	
Heptachlor epoxide	ug/L	<0.0030	0.020	0.0030	07/26/17 10:06	
Hexachlorobenzene	ug/L	<0.019	0.10	0.019	07/26/17 10:06	
Hexachlorocyclopentadiene	ug/L	<0.032	0.10	0.032	07/26/17 10:06	
Methoxychlor	ug/L	<0.051	0.10	0.051	07/26/17 10:06	
Metolachlor	ug/L	<0.047	0.10	0.047	07/26/17 10:06	
Propachlor	ug/L	<0.030	0.10	0.030	07/26/17 10:06	
Simazine	ug/L	<0.069	0.070	0.069	07/26/17 10:06	
Toxaphene	ug/L	<0.61	1.0	0.61	07/26/17 10:06	
Decachlorobiphenyl (S)	%	103	70-130		07/26/17 10:06	

LABORATORY CONTROL SAMPLE: 2073168

Parameter	Units	Spike Conc.	LCS Result	LCS % Rec	% Rec Limits	Qualifiers
Alachlor	ug/L	1	1.0	100	70-130	
Atrazine	ug/L	1.2	1.2	97	70-130	
Butachlor	ug/L	.5	0.48	96	70-130	
Dieldrin	ug/L	.5	0.51	103	70-130	
Endrin	ug/L	.05	0.053	106	70-130	
gamma-BHC (Lindane)	ug/L	.1	0.10	102	70-130	
Heptachlor	ug/L	.2	0.18	91	70-130	
Heptachlor epoxide	ug/L	.1	0.10	100	70-130	
Hexachlorobenzene	ug/L	.5	0.46	92	70-130	
Hexachlorocyclopentadiene	ug/L	.5	0.47	94	70-130	
Methoxychlor	ug/L	.5	0.53	107	70-130	
Metolachlor	ug/L	.5	0.48	96	70-130	
Propachlor	ug/L	.5	0.48	96	70-130	
Simazine	ug/L	.88	0.78	89	70-130	
Decachlorobiphenyl (S)	%			105	70-130	

Results presented on this page are in the units indicated by the "Units" column except where an alternate unit is presented to the right of the result.

This report shall not be reproduced, except in full,
without the written consent of Pace Analytical Services, LLC.

Pace Analytical Services, LLC
8 East Tower Circle
Ormond Beach, FL 32174
(386)672-5668

QUALITY CONTROL DATA

Project: LBG,Inc 42001269
Pace Project No.: 35324056

MATRIX SPIKE & MATRIX SPIKE DUPLICATE: 2074971 2074972

Parameter	Units	35323850001 Result	MS Spike Conc.	MSD Spike Conc.	MS Result	MSD Result	MS % Rec	MSD % Rec	% Rec Limits	RPD	Max RPD	Qual
Alachlor	ug/L	0.034U	2	2	2.0	1.9	100	97	65-135	3	40	
Atrazine	ug/L	0.061U	2.5	2.5	2.6	3.1	102	123	65-135	19	40	
Butachlor	ug/L	0.026U	1	1	0.93	0.89	93	89	65-135	4	40	
Chlordane (Technical)	ug/L	0.045U			<0.094	<0.094					40	
Dieldrin	ug/L	0.018U	1	1	1.0	1.0	104	104	65-135	0	40	
Endrin	ug/L	0.0067U	.1	.1	0.11	0.11	107	107	65-135	0	40	
gamma-BHC (Lindane)	ug/L	0.0029U	.2	.2	0.22	0.22	110	111	65-135	1	40	
Heptachlor	ug/L	0.012U	.4	.4	0.70	0.81	174	201	65-135	14	40	M1
Heptachlor epoxide	ug/L	0.0029U	.2	.2	0.21	0.21	104	103	65-135	0	40	
Hexachlorobenzene	ug/L	0.018U	1	1	1.0	1.1	102	111	65-135	8	40	
Hexachlorocyclopentadiene	ug/L	0.031U	1	1	1.2	1.0	116	105	65-135	10	40	
Methoxychlor	ug/L	0.049U	1	1	1.0	0.97	101	97	65-135	4	40	
Metolachlor	ug/L	0.045U	1	1	0.95	0.95	95	95	65-135	0	40	
Propachlor	ug/L	0.029U	1	1	1.0	1.2	103	123	65-135	17	40	
Simazine	ug/L	0.066U	1.8	1.8	0.62	0.68	36	39	65-135	9	40	M1
Toxaphene	ug/L	0.58U			<1.2	<1.2					40	
Decachlorobiphenyl (S)	%						94	94	70-130		40	

Results presented on this page are in the units indicated by the "Units" column except where an alternate unit is presented to the right of the result.

This report shall not be reproduced, except in full,
without the written consent of Pace Analytical Services, LLC.

Pace Analytical Services, LLC
8 East Tower Circle
Ormond Beach, FL 32174
(386)672-5668

QUALITY CONTROL DATA

Project: LBG,Inc 42001269
Pace Project No.: 35324056

QC Batch: 382064 | Analysis Method: EPA 515.3
QC Batch Method: EPA 515.3 | Analysis Description: 5153 GCS Herbicides
Associated Lab Samples: 35324056001

METHOD BLANK: 2073155 | Matrix: Water
Associated Lab Samples: 35324056001

Parameter	Units	Blank Result	Reporting Limit	MDL	Analyzed	Qualifiers
2,4,5-TP (Silvex)	ug/L	<0.16	0.20	0.16	07/22/17 00:29	
2,4-D	ug/L	<0.081	0.10	0.081	07/22/17 00:29	
Dalapon	ug/L	<0.89	1.0	0.89	07/22/17 00:29	
Dicamba	ug/L	<0.067	0.10	0.067	07/22/17 00:29	
Dinoseb	ug/L	<0.16	0.20	0.16	07/22/17 00:29	
Pentachlorophenol	ug/L	<0.030	0.040	0.030	07/22/17 00:29	
Picloram	ug/L	<0.094	0.10	0.094	07/22/17 00:29	
2,4-DCAA (S)	%	88	70-130		07/22/17 00:29	

LABORATORY CONTROL SAMPLE: 2073156

Parameter	Units	Spike Conc.	LCS Result	LCS % Rec	% Rec Limits	Qualifiers
2,4,5-TP (Silvex)	ug/L	1	1.0	103	70-130	
2,4-D	ug/L	.5	0.39	78	70-130	
Dalapon	ug/L	5	4.5	90	70-130	
Dicamba	ug/L	.5	0.66	132	70-130	L1
Dinoseb	ug/L	1	1.1	114	70-130	
Pentachlorophenol	ug/L	.2	0.20	98	70-130	
Picloram	ug/L	.5	0.50	99	70-130	
2,4-DCAA (S)	%			93	70-130	

MATRIX SPIKE & MATRIX SPIKE DUPLICATE: 2073478 2073479

Parameter	Units	92347613003 Result	MS Spike Conc.	MSD Spike Conc.	MS Result	MSD Result	MS % Rec	MSD % Rec	% Rec Limits	RPD	Max RPD	Qual
2,4,5-TP (Silvex)	ug/L	ND	1	1	1.1	1.1	108	111	70-130	3	40	
2,4-D	ug/L	ND	.5	.5	0.42	0.47	84	94	70-130	11	40	
Dalapon	ug/L	ND	5	5	5.7	6.0	115	120	70-130	5	40	
Dicamba	ug/L	ND	.5	.5	0.58	0.63	117	126	70-130	7	40	
Dinoseb	ug/L	ND	1	1	1.1	1.1	105	113	70-130	7	40	
Pentachlorophenol	ug/L	ND	.2	.2	0.18	0.19	91	95	70-130	4	40	
Picloram	ug/L	ND	.5	.5	0.65	0.70	130	140	70-130	7	40	M1
2,4-DCAA (S)	%						98	99	70-130			

Results presented on this page are in the units indicated by the "Units" column except where an alternate unit is presented to the right of the result.

REPORT OF LABORATORY ANALYSIS

This report shall not be reproduced, except in full,
without the written consent of Pace Analytical Services, LLC.

Pace Analytical Services, LLC
8 East Tower Circle
Ormond Beach, FL 32174
(386)672-5668

QUALITY CONTROL DATA

Project: LBG,Inc 42001269
Pace Project No.: 35324056

MATRIX SPIKE & MATRIX SPIKE DUPLICATE: 2073480 2073481

Parameter	Units	35323949005 Result	MS Spike Conc.	MSD Spike Conc.	MS Result	MSD Result	MS % Rec	MSD % Rec	% Rec Limits	RPD	Max RPD	Qual
2,4,5-TP (Silvex)	ug/L	<0.16	1	1	1.1	1.1	108	110	70-130	1	40	
2,4-D	ug/L	<0.081	.5	.5	0.40	0.41	79	82	70-130	3	40	
Dalapon	ug/L	<0.89	5	5	4.7	4.8	94	95	70-130	1	40	
Dicamba	ug/L	<0.067	.5	.5	0.51	0.63	103	127	70-130	21	40	
Dinoseb	ug/L	<0.16	1	1	1.1	1.1	110	111	70-130	1	40	
Pentachlorophenol	ug/L	<0.030	.2	.2	0.19	0.19	96	97	70-130	1	40	
Picloram	ug/L	<0.094	.5	.5	0.55	0.57	110	115	70-130	5	40	
2,4-DCAA (S)	%						95	93	70-130			

Results presented on this page are in the units indicated by the "Units" column except where an alternate unit is presented to the right of the result.

This report shall not be reproduced, except in full,
without the written consent of Pace Analytical Services, LLC.

Pace Analytical Services, LLC
8 East Tower Circle
Ormond Beach, FL 32174
(386)672-5668

QUALITY CONTROL DATA

Project: LBG,Inc 42001269
Pace Project No.: 35324056

QC Batch: 382937 | Analysis Method: EPA 525.2
QC Batch Method: EPA 525.2 | Analysis Description: 525.2 Base Neutral Extractables
Associated Lab Samples: 35324056001

METHOD BLANK: 2078153 | Matrix: Water
Associated Lab Samples: 35324056001

Parameter	Units	Blank Result	Reporting Limit	MDL	Analyzed	Qualifiers
Benzo(a)pyrene	ug/L	<0.013	0.10	0.013	07/26/17 11:53	
bis(2-Ethylhexyl)adipate	ug/L	<0.38	1.6	0.38	07/26/17 11:53	
bis(2-Ethylhexyl)phthalate	ug/L	<0.50	2.0	0.50	07/26/17 11:53	
Metribuzin	ug/L	<0.15	0.30	0.15	07/26/17 11:53	
1,3-Dimethyl-2-nitrobenzene(S)	%	105	70-130		07/26/17 11:53	
Perylene-d12 (S)	%	84	70-130		07/26/17 11:53	
Triphenylphosphate (S)	%	83	70-130		07/26/17 11:53	

LABORATORY CONTROL SAMPLE: 2078154

Parameter	Units	Spike Conc.	LCS Result	LCS % Rec	% Rec Limits	Qualifiers
Benzo(a)pyrene	ug/L	.4	0.26	65	70-130	L2
bis(2-Ethylhexyl)adipate	ug/L	6.4	5.4	84	70-130	
bis(2-Ethylhexyl)phthalate	ug/L	8	6.8	85	70-130	
Metribuzin	ug/L	1.2	1.2	103	70-130	
1,3-Dimethyl-2-nitrobenzene(S)	%			106	70-130	
Perylene-d12 (S)	%			75	70-130	
Triphenylphosphate (S)	%			83	70-130	

MATRIX SPIKE & MATRIX SPIKE DUPLICATE: 2078476 2078477

Parameter	Units	92348121001 Result	MS Spike Conc.	MSD Spike Conc.	MS Result	MSD Result	MS % Rec	MSD % Rec	% Rec Limits	RPD	Max RPD	Qual
Benzo(a)pyrene	ug/L				0.092J	0.098J					40	M0
bis(2-Ethylhexyl)adipate	ug/L				10.9	10.3				6	40	
bis(2-Ethylhexyl)phthalate	ug/L				14.0	13.5				3	40	
Metribuzin	ug/L				2.2	<0.30					40	M1
1,3-Dimethyl-2-nitrobenzene(S)	%						110	120	70-130			
Perylene-d12 (S)	%						64	62	70-130			S0,S8
Triphenylphosphate (S)	%						83	84	70-130			

Results presented on this page are in the units indicated by the "Units" column except where an alternate unit is presented to the right of the result.

REPORT OF LABORATORY ANALYSIS

This report shall not be reproduced, except in full,
without the written consent of Pace Analytical Services, LLC.

Pace Analytical Services, LLC
8 East Tower Circle
Ormond Beach, FL 32174
(386)672-5668

QUALITY CONTROL DATA

Project: LBG,Inc 42001269
Pace Project No.: 35324056

QC Batch: 381974 | Analysis Method: EPA 548.1
QC Batch Method: EPA 548.1 | Analysis Description: 548 GCS Endothall
Associated Lab Samples: 35324056001

METHOD BLANK: 2072291 | Matrix: Water
Associated Lab Samples: 35324056001

Parameter	Units	Blank Result	Reporting Limit	MDL	Analyzed	Qualifiers
Endothall	ug/L	<4.3	9.0	4.3	07/24/17 19:29	

LABORATORY CONTROL SAMPLE: 2072292

Parameter	Units	Spike Conc.	LCS Result	LCS % Rec	% Rec Limits	Qualifiers
Endothall	ug/L	50	39.6	79	80-120	

MATRIX SPIKE & MATRIX SPIKE DUPLICATE: 2072347 2072348

Parameter	Units	35324386001 Result	MS Spike Conc.	MSD Spike Conc.	MS Result	MSD Result	MS % Rec	MSD % Rec	% Rec Limits	RPD	Max RPD	Qual
Endothall	ug/L	4.3U	50	50	45.0	44.4	90	89	80-120	1	30	

MATRIX SPIKE & MATRIX SPIKE DUPLICATE: 2072358 2072359

Parameter	Units	35324386002 Result	MS Spike Conc.	MSD Spike Conc.	MS Result	MSD Result	MS % Rec	MSD % Rec	% Rec Limits	RPD	Max RPD	Qual
Endothall	ug/L	4.3U	50	50	34.3	41.0	69	82	80-120	18	30	M0

Results presented on this page are in the units indicated by the "Units" column except where an alternate unit is presented to the right of the result.

This report shall not be reproduced, except in full,
without the written consent of Pace Analytical Services, LLC.

Pace Analytical Services, LLC
8 East Tower Circle
Ormond Beach, FL 32174
(386)672-5668

QUALITY CONTROL DATA

Project: LBG,Inc 42001269
Pace Project No.: 35324056

QC Batch: 381794 | Analysis Method: EPA 549.2
QC Batch Method: EPA 549.2 | Analysis Description: 549 HPLC Paraquat Diquat
Associated Lab Samples: 35324056001

METHOD BLANK: 2071478 | Matrix: Water
Associated Lab Samples: 35324056001

Parameter	Units	Blank Result	Reporting Limit	MDL	Analyzed	Qualifiers
Diquat	ug/L	<0.30	0.40	0.30	07/20/17 00:32	

LABORATORY CONTROL SAMPLE: 2071479

Parameter	Units	Spike Conc.	LCS Result	LCS % Rec	% Rec Limits	Qualifiers
Diquat	ug/L	2	1.6	82	70-130	

MATRIX SPIKE & MATRIX SPIKE DUPLICATE: 2071882 2071883

Parameter	Units	35324366001 Result	MS Spike Conc.	MSD Spike Conc.	MS Result	MSD Result	MS % Rec	MSD % Rec	% Rec Limits	RPD	Max RPD	Qual
Diquat	ug/L	0.30U	2	2	1.7	1.7	84	84	70-130	0	30	

MATRIX SPIKE & MATRIX SPIKE DUPLICATE: 2071884 2071885

Parameter	Units	35324454001 Result	MS Spike Conc.	MSD Spike Conc.	MS Result	MSD Result	MS % Rec	MSD % Rec	% Rec Limits	RPD	Max RPD	Qual
Diquat	ug/L	0.00030U mg/L	2	2	0.60	0.84	30	42	70-130	35	30	M1,R1

Results presented on this page are in the units indicated by the "Units" column except where an alternate unit is presented to the right of the result.

This report shall not be reproduced, except in full,
without the written consent of Pace Analytical Services, LLC.

Pace Analytical Services, LLC
8 East Tower Circle
Ormond Beach, FL 32174
(386)672-5668

QUALIFIERS

Project: LBG,Inc 42001269
Pace Project No.: 35324056

DEFINITIONS

DF - Dilution Factor, if reported, represents the factor applied to the reported data due to dilution of the sample aliquot.

ND - Not Detected at or above adjusted reporting limit.

TNTC - Too Numerous To Count

J - Estimated concentration above the adjusted method detection limit and below the adjusted reporting limit.

MDL - Adjusted Method Detection Limit.

PQL - Practical Quantitation Limit.

RL - Reporting Limit.

S - Surrogate

1,2-Diphenylhydrazine decomposes to and cannot be separated from Azobenzene using Method 8270. The result for each analyte is a combined concentration.

Consistent with EPA guidelines, unrounded data are displayed and have been used to calculate % recovery and RPD values.

LCS(D) - Laboratory Control Sample (Duplicate)

MS(D) - Matrix Spike (Duplicate)

DUP - Sample Duplicate

RPD - Relative Percent Difference

NC - Not Calculable.

SG - Silica Gel - Clean-Up

U - Indicates the compound was analyzed for, but not detected.

N-Nitrosodiphenylamine decomposes and cannot be separated from Diphenylamine using Method 8270. The result reported for each analyte is a combined concentration.

Pace Analytical is TNI accredited. Contact your Pace PM for the current list of accredited analytes.

TNI - The NELAC Institute.

LABORATORIES

PASI-O	Pace Analytical Services - Ormond Beach

ANALYTE QUALIFIERS

L1	Analyte recovery in the laboratory control sample (LCS) was above QC limits. Results for this analyte in associated samples may be biased high.
L2	Analyte recovery in the laboratory control sample (LCS) was below QC limits. Results for this analyte in associated samples may be biased low.
L5	LCS recovery exceeded QC limits. Batch accepted based on matrix spike recovery within LCS limits.
M0	Matrix spike recovery and/or matrix spike duplicate recovery was outside laboratory control limits.
M1	Matrix spike recovery exceeded QC limits. Batch accepted based on laboratory control sample (LCS) recovery.
R1	RPD value was outside control limits.
S0	Surrogate recovery outside laboratory control limits.
S3	Surrogate recovery exceeded laboratory control limits. Analyte presence below reporting limits in associated sample.
S8	Surrogate recovery outside laboratory control limits due to matrix interferences (confirmed by similar results from sample re-extraction and/or re-analysis)

This report shall not be reproduced, except in full,
without the written consent of Pace Analytical Services, LLC.

Pace Analytical Services, LLC
8 East Tower Circle
Ormond Beach, FL 32174
(386)672-5668

QUALITY CONTROL DATA CROSS REFERENCE TABLE

Project: LBG,Inc 42001269
Pace Project No.: 35324056

Lab ID	Sample ID	QC Batch Method	QC Batch	Analytical Method	Analytical Batch
35324056001	**C-16**	EPA 504.1	381399	EPA 504.1	381607
35324056001	**C-16**	EPA 505	32255	EPA 505	32334
35324056001	**C-16**	EPA 508.1	382070	EPA 508.1	382791
35324056001	**C-16**	EPA 515.3	382064	EPA 515.3	382572
35324056001	**C-16**	EPA 531.1	381535		
35324056001	**C-16**	EPA 547	382091		
35324056001	**C-16**	EPA 549.2	381794	EPA 549.2	382025
35324056001	**C-16**	EPA 525.2	382937	EPA 525.2	383335
35324056001	**C-16**	EPA 548.1	381974	EPA 548.1	382933

This report shall not be reproduced, except in full,
without the written consent of Pace Analytical Services, LLC.

EnviroTest Laboratories, Inc.
315 Fullerton Avenue
Newburgh, NY 12550
Phone (845) 562-0890 Fax (845) 562-0841

WO# : 35324056

35324056

Custody Record

EnviroTest Laboratories Inc.

Client Information (Sub Contract Lab)

Client Contact: Shipping/Receiving

Debra

dbayer@envirotestlaboratories.com

Carrier Tracking No(s):

COC No: 420-9125.1

Page: Page 1 of 1

Company: Pace Analytical Ormond Beach

STL Job #: 420-123595-4

Address: 8 East Tower Circle, ,

Due Date Requested: 7/25/2017

City: Ormond Beach

TAT Requested (days): Std TAT 7/13/17 03

State, Zip: FL, 32174

Phone: 111-222-3333(Tel)

PO #:

Email:

WO #:

Project Name: LBG, Inc.

Project #: 42001269

Site:

SSOW#:

Analysis Requested

Preservation Codes:

A - HCL, B - NaOH, C - Zn Acetate, D - Nitric Acid, E - NaHSO4, F - MeOH, G - Amchlor, H - Ascorbic Acid, I - Ice, J - DI Water, K - EDTA, L - EDA, M - Hexane, N - None, O - AsNaO2, P - Na2O4S, Q - Na2SO3, R - Na2S2SO3, S - H2SO4, T - TSP Dodecahydrate, U - Acetone, V - MCAA, W - ph 4-5, Z - other (specify)

Other:

Sample Identification Client ID (Lab ID)	Sample Date	Sample Time	Sample Type (C=comp, G=grab)	Matrix (W=water, S=solid, O=waste/oil, BT=Tissue, A=Air)	Field Filtered Sample (Yes or No)	Perform MS/MSD (Yes or No)	SUBCONTRACT/ 515 Chlorinated Acids	SUBCONTRACT/ 504 EPA 504.1 EDB/DBCP	SUBCONTRACT/ 531.1 Carbamate Pesticides In DW	SUBCONTRACT/ 525.2 Semivolatile Organics	SUBCONTRACT/ 508	SUBCONTRACT/ 547	SUBCONTRACT/ 548	SUBCONTRACT/ 549	SUBCONTRACT/ Dioxin					Total Number of containers	Special Instructions/Note:
			Preservation Code:																		
C - 16 (420-123595-4)	7/13/17	9:15		Water			X	X	X	X	X	X	X	X	X					13	

Possible Hazard Identification
☐ Non-Hazard ☐ Flammable ☐ Skin Irritant ☐ Poison B ☐ Unknown ☐ Radiological

Sample Disposal (A fee may be assessed if samples are retained longer than 1 month)
☐ Return To Client ☐ Disposal By Lab ☐ Archive For _____ Months

Deliverable Requested: I, II, III, IV, Other (specify)

Special Instructions/QC Requirements:

Empty Kit Relinquished by: | Date: | Time: | Method of Shipment:

Relinquished by:	Date/Time:	Company	Received by:	Date/Time:	Company
[signature]	7/13/17 1440	ETL	TDH Pace	7/14/17 1110	TDSO 10.4

Custody Seals Intact: Δ Yes Δ No | Custody Seal No.:

Cooler Temperature(s) °C and Other Remarks:

Pace Analytical Florida Laboratory	Document Name: Sample Condition Upon Receipt Form	Document Revised: February 6, 2017
	Document No.: F-FL-C-007 rev. 11	Issuing Authority: Pace Florida Quality Office

Sample Condition Upon Receipt Form (SCUR)

Project # WO#: 35324056

Project Manager: PM: VEG Due Date: 07/28/17

Client: CLIENT: EVNTES

Date and Initials of person:
Examining contents: MA
Label:
Deliver:
pH:

Thermometer Used: TR6 Date: 7/14/17 Time: 1110 Initials: [illegible]

Cooler #1 Temp.°C 9.6 (Visual) +0.1 (Correction Factor) 9.7 (Actual) ☐ Samples on ice, cooling process has begun
Cooler #2 Temp.°C 10.3 (Visual) +0.1 (Correction Factor) 10.4 (Actual) ☐ Samples on ice, cooling process has begun
Cooler #3 Temp.°C 9.4 (Visual) +0.1 (Correction Factor) 9.5 (Actual) ☐ Samples on ice, cooling process has begun
Cooler #4 Temp.°C ____ (Visual) ____ (Correction Factor) ____ (Actual) ☐ Samples on ice, cooling process has begun
Cooler #5 Temp.°C ____ (Visual) ____ (Correction Factor) ____ (Actual) ☐ Samples on ice, cooling process has begun
Cooler #6 Temp.°C ____ (Visual) ____ (Correction Factor) ____ (Actual) ☐ Samples on ice, cooling process has begun

Courier: ☑ Fed Ex ☐ UPS ☐ USPS ☐ Client ☐ Commercial ☐ Pace ☐ Other ____

Shipping Method: ☐ First Overnight ☐ Priority Overnight ☑ Standard Overnight ☐ Ground ☐ Other ____

Billing: ☑ Recipient ☐ Sender ☐ Third Party ☐ Unknown

Tracking # 7796 2610 4340 / 7796 2609 3485 / 7796 2608 5178

Custody Seal on Cooler/Box Present: ☐ Yes ☑ No **Seals intact:** ☐ Yes ☐ No **Ice:** (Wet) Blue None

Packing Material: ☑ Bubble Wrap ☑ Bubble Bags ☐ None ☐ Other ____

Samples shorted to lab (If Yes, complete) Shorted Date: ____ Shorted Time: ____ Qty: ____

Comments:

Chain of Custody Present	☑ Yes ☐ No ☐ N/A	
Chain of Custody Filled Out	☑ Yes ☐ No ☐ N/A	
Relinquished Signature & Sampler Name COC	☑ Yes ☐ No ☐ N/A	
Samples Arrived within Hold Time	☑ Yes ☐ No ☐ N/A	
Rush TAT requested on COC	☐ Yes ☑ No ☐ N/A	
Sufficient Volume	☑ Yes ☐ No ☐ N/A	
Correct Containers Used	☑ Yes ☐ No ☐ N/A	
Containers Intact	☑ Yes ☐ No ☐ N/A	
Sample Labels match COC (sample IDs & date/time of collection)	☑ Yes ☐ No ☐ N/A	
All containers needing acid/base preservation have been checked.	☑ Yes ☐ No ☐ N/A	Preservation Information: Preservative: ____ Lot #/Trace #: ____ Date: ____ Time: ____ Initials: ____
All Containers needing preservation are found to be in compliance with EPA recommendation: Exceptions: VOA, Coliform, TOC, O&G, Carbamates	☑ Yes ☐ No ☐ N/A	
Headspace in VOA Vials? (>6mm):	☐ Yes ☐ No ☑ N/A	
Trip Blank Present:	☐ Yes ☐ No ☑ N/A	

Client Notification/ Resolution:
Person Contacted: ____ Date/Time: ____

Comments/ Resolution (use back for additional comments):
okay to Run OOT per PM

Project Manager Review: ____ Date: ____

Pace Analytical Services, Inc.
1700 Elm Street
Minneapolis, MN 55414
Phone: 612.607.1700
Fax: 612.607.6444

www.pacelabs.com

Report Prepared for:

Bo Garcia
PASI Florida
8 East Tower Circle
Ormond Beach FL 32174

REPORT OF LABORATORY ANALYSIS FOR 2,3,7,8-TCDD

Report Summary:

This report contains results of one drinking water sample analyzed to determine 2,3,7,8-TCDD content. This sample was analyzed according to Method 1613 by High Resolution Gas Chromatography/High Resolution Mass Spectrometry.

Report Prepared Date:

August 3, 2017

Report Information:

Pace Project #: 10396113
Sample Receipt Date: 07/18/2017
Client Project #: 35324056
Client Sub PO #: N/A
State Cert #: 11647

Invoicing & Reporting Options:

The report provided has been invoiced as a Level 2 Drinking Water Report. If an upgrade of this report package is requested, an additional charge may be applied.

Please review the attached invoice for accuracy and forward any questions to Sarah Platzer, your Pace Project Manager.

This report has been reviewed by:

August 03, 2017

Sarah Platzer, Project Manager
612-607-6451
(612) 607-6444 (fax)
sarah.platzer@pacelabs.com

Report of Laboratory Analysis

This report should not be reproduced, except in full, without the written consent of Pace Analytical Services, Inc.

The results relate only to the samples included in this report.

Pace Analytical Services, Inc.
1700 Elm Street - Suite 200
Minneapolis, MN 55414

Tel: 612-607-1700
Fax: 612- 607-6444

Minnesota Laboratory Certifications

Authority	Certificate #	Authority	Certificate #
A2LA	2926.01	Montana	CERT0092
Alabama	40770	Nebraska	NE-OS-18-06
Alaska	MN00064	Nevada	MN00064
Alaska	UST-078	New Jersey (NE	MN002
Arizona	AZ0014	New York (NEL	11647
Arkansas	88-0680	New hampshire	2081
CNMI Saipan	MP0003	North Carolina	27700
California	MN00064	North Carolina	530
Colorado	MN00064	North Dakota	R-036
Connecticut	PH-0256	Ohio	41244
EPA Region 8	8TMS-L	Ohio VAP	CL101
Florida (NELAP	E87605	Oklahoma	9507
Georgia (EDP)	959	Oregon (ELAP)	MN200001
Guam EPA	959	Oregon (OREL	MN300001
Hawaii	MN00064	Pennsylvania	68-00563
Idaho	MN00064	Puerto Rico	MN00064
Illinois	200011	South Carolina	74003001
Indiana	C-MN-01	Tennessee	TN02818
Iowa	368	Texas	T104704192
Kansas	E-10167	Utah (NELAP)	MN00064
Kentucky	90062	Virginia	460163
Louisiana	03086	Washington	C486
Louisiana	MN00064	West Virginia #	9952C
Maryland	322	West Virginia D	382
Michigan	9909	Wisconsin	999407970
Minnesota	027-053-137	Wyoming	8TMS-L
Mississippi	MN00064		

REPORT OF LABORATORY ANALYSIS

This report shall not be reproduced, except in full,
without the written consent of Pace Analytical Services, Inc.

Pace Analytical Services, Inc.
1700 Elm Street - Suite 200
Minneapolis, MN 55414

Tel: 612-607-1700
Fax: 612- 607-6444

Reporting Flags

A = Reporting Limit based on signal to noise

B = Less than 10x higher than method blank level

C = Result obtained from confirmation analysis

D = Result obtained from analysis of diluted sample

E = Exceeds calibration range

I = Interference present

J = Estimated value

Nn = Value obtained from additional analysis

P = PCDE Interference

R = Recovery outside target range

S = Peak saturated

U = Analyte not detected

V = Result verified by confirmation analysis

X = %D Exceeds limits

Y = Calculated using average of daily RFs

* = See Discussion

This report shall not be reproduced, except in full,
without the written consent of Pace Analytical Services, Inc.

Chain of Custody

10396113

Pace Analytical®
www.pacelabs.com

Workorder: 35324056 **Workorder Name:** LBG,Inc 42001269 **Owner Received Date:** 7/14/2017 **Results Requested By:** 7/28/2017

Report To	Subcontract To
Bo Garcia Pace Analytical Ormond Beach 8 East Tower Circle Ormond Beach, FL 32174 Phone (386)672-5668	Pace Analytical Minnesota 1700 Elm Street SE Suite 200 Minneapolis, MN 55414 Phone (612)607-1700

Requested Analysis

Item	Sample Id	Sampling Type	Collect Date/Time	Lab ID	Matrix	Preserved Containers: Unpreserved						EPA 1613											LAB USE ONLY
1	C-16	PS	7/13/2017 09:15	35324056001	Drinking	1						X											001
2																							
3																							
4																							
5																							

Transfers	Released By	Date/Time	Received By	Date/Time	Comments
1	[illegible]	7/17/17 1700	[illegible] / PACE	7/18/17 9:50	
2					
3					

Cooler Temperature on Receipt 2.05 °C | **Custody Seal** Y or N | **Received on Ice** Y or N | **Samples Intact** Y or N

****In order to maintain client confidentiality, location/name of the sampling site, sampler's name and signature may not be provided on this COC document.*
This chain of custody is considered complete as is since this information is available in the owner laboratory.

Pace Analytical	Document Name: **Sample Condition Upon Receipt Form**	Document Revised: 19Dec2016 Page 1 of 2
	Document No.: **F-MN-L-213-rev.20**	Issuing Authority: Pace Minnesota Quality Office

Sample Condition Upon Receipt

Client Name: Pace Ormond Beach

Project #: WO#: 10396113

Courier: ☒ Fed Ex ☐ UPS ☐ USPS ☐ Client ☐ Commercial ☐ Pace ☐ SpeeDee ☐ Other:

Tracking Number: 7422-5599-7564

Custody Seal on Cooler/Box Present? ☐ Yes ☒ No **Seals Intact?** ☐ Yes ☒ No

Optional: Proj. Due Date: Proj. Name:

Packing Material: ☐ Bubble Wrap ☒ Bubble Bags ☐ None ☒ Other: FB **Temp Blank?** ☐ Yes ☒ No

Thermometer Used: ☒ 151401163 ☐ 151401164 **Type of Ice:** ☐ Wet ☐ Blue ☐ None ☐ Samples on ice, cooling process has begun

Cooler Temp Read (°C): 2.5 **Cooler Temp Corrected (°C):** 2.5 **Biological Tissue Frozen?** ☐ Yes ☐ No ☒ N/A

Temp should be above freezing to 6°C **Correction Factor:** True **Date and Initials of Person Examining Contents:** 7/18/17 JA

USDA Regulated Soil (☒ N/A, water sample)

Did samples originate in a quarantine zone within the United States: AL, AR, CA, FL, GA, ID, LA. MS, NC, NM, NY, OK, OR, SC, TN, TX or VA (check maps)? ☐ Yes ☐ No

Did samples originate from a foreign source (internationally, including Hawaii and Puerto Rico)? ☐ Yes ☐ No

If Yes to either question, fill out a Regulated Soil Checklist (F-MN-Q-338) and include with SCUR/COC paperwork.

		COMMENTS:
Chain of Custody Present?	☒ Yes ☐ No	1.
Chain of Custody Filled Out?	☒ Yes ☐ No	2.
Chain of Custody Relinquished?	☒ Yes ☐ No	3.
Sampler Name and/or Signature on COC?	☒ Yes ☐ No ☐ N/A	4.
Samples Arrived within Hold Time?	☒ Yes ☐ No	5.
Short Hold Time Analysis (<72 hr)?	☐ Yes ☒ No	6.
Rush Turn Around Time Requested?	☐ Yes ☒ No	7.
Sufficient Volume?	☒ Yes ☐ No	8.
Correct Containers Used?	☒ Yes ☐ No	9.
-Pace Containers Used?	☒ Yes ☐ No	
Containers Intact?	☒ Yes ☐ No	10.
Filtered Volume Received for Dissolved Tests?	☐ Yes ☐ No ☒ N/A	11. Note if sediment is visible in the dissolved container
Sample Labels Match COC?	☒ Yes ☐ No	12.
-Includes Date/Time/ID/Analysis Matrix: WT		
All containers needing acid/base preservation have been checked?	☐ Yes ☐ No ☒ N/A	13. ☐ HNO_3 ☐ H_2SO_4 ☐ NaOH Positive for Res. Chlorine? Y N
All containers needing preservation are found to be in compliance with EPA recommendation? (HNO_3, H_2SO_4, <2pH, NaOH >9 Sulfide, NaOH>12 Cyanide)	☐ Yes ☐ No ☒ N/A	Sample #
Exceptions: VOA, Coliform, TOC/DOC Oil and Grease, DRO/8015 (water) and Dioxin.	☒ Yes ☐ No ☐ N/A	Initial when completed: Lot # of added preservative:
Headspace in VOA Vials (>6mm)?	☐ Yes ☐ No ☒ N/A	14.
Trip Blank Present?	☐ Yes ☐ No ☒ N/A	15.
Trip Blank Custody Seals Present?	☐ Yes ☐ No ☒ N/A	
Pace Trip Blank Lot # (if purchased):		

CLIENT NOTIFICATION/RESOLUTION **Field Data Required?** ☐ Yes ☐ No

Person Contacted: Date/Time:

Comments/Resolution:

Project Manager Review: Sarah Porter **Date:** 7/19/2017

Note: Whenever there is a discrepancy affecting North Carolina compliance samples, a copy of this form will be sent to the North Carolina DEHNR Certification Office (i.e out of hold, incorrect preservative, out of temp, incorrect containers).

Pace Analytical Services, LLC.
1700 Elm Street - Suite 200
Minneapolis, MN, 55414

Tel: 612-607-1700
Fax: 612-607-6444

Drinking Water Analysis Results
2,3,7,8-TCDD -- USEPA Method 1613B

Sample ID.....C-16
Client..... PASI Florida
Lab Sample ID..... 35324056001-R

Date Collected.....07/13/2017
Date Received.....07/18/2017
Date Extracted.....07/31/2017

	Sample C-16	Method Blank	Lab Spike	Lab Spike Dup
[2,3,7,8-TCDD]	**ND**	ND	--	--
EDL	1.5 pg/L	1.8 pg/L	--	--
2,3,7,8-TCDD Recovery	--	--	89%	82%
Spike Recovery Limit	--	--	73-146%	73-146%
RPD			7.9%	
IS Recovery	**94%**	97%	104%	98%
IS Recovery Limits	31-137%	31-137%	25-141%	25-141%
CS Recovery	**98%**	94%	103%	96%
CS Recovery Limits	42-164%	42-164%	37-158%	37-158%
Filename	F170801B_25	F170801B_23	F170801B_21	F170801B_22
Analysis Date	08/02/2017	08/02/2017	08/02/2017	08/02/2017
Analysis Time	11:03	09:37	08:12	08:54
Analyst	SMT	SMT	SMT	SMT
Volume	0.950L	1.027L	1.010L	1.020L
Dilution	NA	NA	NA	NA
ICAL Date	01/11/2017	01/11/2017	01/11/2017	01/11/2017
CCAL Filename	F170801B_17	F170801B_17	F170801B_17	F170801B_17

! = Outside the Control Limits
ND = Not Detected
EDL = Estimated Detection Limit
Limits = Control Limits from Method 1613 (10/94 Revision), Tables 6A and 7A
RPD = Relative Percent Difference of Lab Spike Recoveries
IS = Internal Standard [2,3,7,8-TCDD- $^{13}C_{12}$]
CS = Cleanup Standard [2,3,7,8-TCDD- $^{37}Cl_4$]

Analyst: _____

Project No.....10396113

C-21

EnviroTest Laboratories Inc.

ANALYTICAL REPORT

Job Number: 420-124221-1

SDG Number: Clovewood, LakAnn, Monroe, NY

Job Description: LBG, Inc.

For:
Leggette, Brashears & Graham, Inc.
4 Research Drive
Shelton, CT 06464

Attention: Stacy Stieber

Debra Bayer
Customer Service Manager
dbayer@envirotestlaboratories.com
08/24/2017

NYSDOH ELAP does not certify for all parameters. EnviroTest Laboratories does hold certification for all analytes where certification is offered by ELAP unless otherwise specified in the Certification Information section of this report. Pursuant to NELAP, this report may not be reproduced, except in full, without written approval of the laboratory. EnviroTest Laboratories Inc. certifies that the analytical results contained herein apply only to the samples tested as received by our laboratory. All questions regarding this report should be directed to the EnviroTest Customer Service Representative.

EnviroTest Laboratories, Inc. Certifications and Approvals: NYSDOH 10142, NJDEP NY015, CTDOPH PH-0554

METHOD SUMMARY

Client: Leggette, Brashears & Graham, Inc.

Job Number: 420-124221-1
SDG Number: Clovewood, LakAnn, Monroe, NY

Description	Lab Location	Method	Preparation Method
Matrix: Water			
ICP Metals by 200.7	EnvTest	EPA 200.7 Rev 4.4	
Sample Filtration	EnvTest		FILTRATION
Total Metals Digestion for 200.7	EnvTest		EPA 200.7
200 Series Drinking Water Prep Determination Step	EnvTest		EPA 200.7/200.8
ICPMS Metals by 200.8	EnvTest	EPA 200.8 Rev.5.4	
200 Series Drinking Water Prep Determination Step	EnvTest		EPA 200.7/200.8
Total Metals Digestion for 200.8	EnvTest		EPA 200.8
Mercury in Water by CVAA	EnvTest	EPA 245.1 Rev.3.0	
Digestion for CVAA Mercury in Waters	EnvTest		EPA 245.1
Anions by Ion Chromatography	EnvTest	MCAWW 300.0	
Anions by Ion Chromatography	EnvTest	EPA 300.0 Rev. 2.1	
EPA 504.1 EDB	Pace	EPA 504.1	
EPA 505 Pesticide/PCB	Pace	EPA 505	
EPA 515 Chlorinated Acids	Pace	EPA 515	
Purgeable Organic Compounds in Water by GC/MS	EnvTest	EPA-DW 524.2	
EPA 525.2 Semivolatile Organics	Pace	EPA 525.2	
EPA 531.1 Carbamate Pesticides in Drinki	Pace	EPA 531.1	
EPA 900 Series GA/GB/RA226/RA228/Gamma	Pace	EPA 900	
Uranium	Radios	STL-STL EPA	
Heterotropic Plate Count	EnvTest	IDEXX SIMPLATE	
Odor, Threshold Test	EnvTest	SM20 SM 2150B	
Alkalinity, Titration Method	EnvTest	SM21 SM 2320B-97,-11	
Corrosivity LSI Calculation	EnvTest	SM20 SM 2330B	
Hardness by Calculation	EnvTest	SM20 SM 2340B-97,-11	
pH	EnvTest	SM19 SM 4500 H+ B	
Nitrite by Colormetric	EnvTest	SM20 SM 4500 NO2 B	
Total Coliform and Escherichia coli by Colilert - Presence/Absence	EnvTest	SMWW SM 9223	
Apparent Color	EnvTest	SM21 SM2120B-01,11	
Turbidity	EnvTest	SM21 SM2130B-01,11	
Total Dissolved Solids (Dried at 180 °C)	EnvTest	SM21 SM2540C-97,11	
Cyanide, Total: Colorimetric Method	EnvTest	SM21 SM4500 CN E-99	
Cyanide: Distillation	EnvTest		SM21 SM 4500 CN C
General Sub Contract Method	Pace	Subcontract	
General Sub Contract Method	Radios	Subcontract	

METHOD SUMMARY

Client: Leggette, Brashears & Graham, Inc.

Job Number: 420-124221-1
SDG Number: Clovewood, LakAnn, Monroe, NY

Description	Lab Location	Method	Preparation Method

Lab References:

EnvTest = EnviroTest

Pace = Pace Analytical - Ormond Beach

Radios = Pace Analytical Services, Inc.

Method References:

EPA = US Environmental Protection Agency

EPA-DW = "Methods For The Determination Of Organic Compounds In Drinking Water", EPA/600/4-88/039, December 1988 And Its Supplements.

IDEXX =

MCAWW = "Methods For Chemical Analysis Of Water And Wastes", EPA-600/4-79-020, March 1983 And Subsequent Revisions.

SM19 = "Standard Methods For The Examination Of Water And Wastewater", 19Th Edition, 1995."

SM20 = "Standard Methods For The Examination Of Water And Wastewater", 20th Edition."

SM21 = "Standard Methods For The Examination Of Water And Wastewater", 21st Edition

SMWW = "Standard Methods for the Examination of Water and Wastewater"

STL-STL = Severn Trent Laboratories, St. Louis, Facility Standard Operating Procedure.

METHOD / ANALYST SUMMARY

Client: Leggette, Brashears & Graham, Inc.

Job Number: 420-124221-1
SDG Number: Clovewood, LakAnn, Monroe, NY

Method	Analyst	Analyst ID
EPA-DW 524.2	Andersen, Eric C	ECA
EPA 200.7 Rev 4.4	Sirico, Derek	DS
EPA 200.8 Rev.5.4	Sirico, Derek	DS
EPA 245.1 Rev.3.0	Sirico, Derek	DS
SM20 SM 2340B-97,-11	Sirico, Derek	DS
MCAWW 300.0	Luis, Carlos	CL
EPA 300.0 Rev. 2.1	Luis, Carlos	CL
IDEXX SIMPLATE	O'Driscoll, Kate	KO
SM20 SM 2150B	O'Driscoll, Kate	KO
SM21 SM 2320B-97,-11	Luis, Carlos	CL
SM20 SM 2330B	Cusack, Renee	RC
SM19 SM 4500 H+ B	O'Driscoll, Kate	KO
SM20 SM 4500 NO2 B	Molchon, Renee	RM
SMWW SM 9223	Grant, Ameya	AG
SM21 SM2120B-01,11	O'Driscoll, Kate	KO
SM21 SM2130B-01,11	O'Driscoll, Kate	KO
SM21 SM2540C-97,11	O'Driscoll, Kate	KO
SM21 SM4500 CN E-99	Molchon, Renee	RM

SAMPLE SUMMARY

Client: Leggette, Brashears & Graham, Inc.

Job Number: 420-124221-1
SDG Number: Clovewood, LakAnn, Monroe, NY

Lab Sample ID	Client Sample ID	Client Matrix	Date/Time Sampled	Date/Time Received
420-124221-1	C-21	Drinking Water	07/27/2017 0830	07/27/2017 0945

Client: Leggette, Brashears & Graham, Inc.

Job Number: 420-124221-1
Sdg Number: Clovewood, LakAnn, Monroe, NY

Client Sample ID: **C-21**

Lab Sample ID: 420-124221-1
Client Matrix: Drinking Water

Date Sampled: 07/27/2017 0830
Date Received: 07/27/2017 0945

524.2 Purgeable Organic Compounds in Water by GC/MS

Method: 524.2
Preparation: N/A
Dilution: 1.0
Date Analyzed: 07/28/2017 1443
Date Prepared: N/A

Analysis Batch: 420-112881

Instrument ID: HP
Lab File ID: V072809.D
Initial Weight/Volume: 5 mL
Final Weight/Volume: 5 mL

Analyte	Result (ug/L)	Qualifier	RL
1,1,1,2-Tetrachloroethane	<0.500		0.500
1,1,1-Trichloroethane	<0.500		0.500
1,1,2,2-Tetrachloroethane	<0.500		0.500
1,1,2-Trichloroethane	<0.500		0.500
1,1-Dichloroethane	<0.500		0.500
1,1-Dichloroethene	<0.500		0.500
1,1-Dichloropropene	<0.500		0.500
1,2,3-Trichlorobenzene	<0.500		0.500
1,2,3-Trichloropropane	<0.500		0.500
1,2,4-Trichlorobenzene	<0.500		0.500
1,2,4-Trimethylbenzene	<0.500		0.500
1,2-Dichloroethane	<0.500		0.500
1,2-Dichlorobenzene	<0.500		0.500
1,2-Dichloropropane	<0.500		0.500
1,3-Dichloropropane	<0.500		0.500
1,4-Dichlorobenzene	<0.500		0.500
2,2-Dichloropropane	<0.500		0.500
Benzene	<0.500		0.500
Bromobenzene	<0.500		0.500
Bromochloromethane	<0.500		0.500
Bromomethane	<0.500		0.500
n-Butylbenzene	<0.500		0.500
cis-1,2-Dichloroethene	<0.500		0.500
cis-1,3-Dichloropropene	<0.500		0.500
Carbon tetrachloride	<0.500		0.500
Chlorobenzene	<0.500		0.500
Chloroethane	<0.500		0.500
Chloromethane	<0.500		0.500
Dibromomethane	<0.500		0.500
Ethylbenzene	<0.500		0.500
Dichlorodifluoromethane	<0.500		0.500
Hexachlorobutadiene	<0.500		0.500
Isopropylbenzene	<0.500		0.500
p-Isopropyltoluene	<0.500		0.500
Methylene Chloride	<0.500		0.500
m-Xylene & p-Xylene	<1.00		1.00
Methyl tert-butyl ether	<0.500		0.500
o-Xylene	<0.500		0.500
Tetrachloroethene	<0.500		0.500
Toluene	<0.500		0.500
trans-1,2-Dichloroethene	<0.500		0.500
trans-1,3-Dichloropropene	<0.500		0.500
Trichloroethene	<0.500		0.500
tert-Butylbenzene	<0.500		0.500

Client: Leggette, Brashears & Graham, Inc.

Job Number: 420-124221-1
Sdg Number: Clovewood, LakAnn, Monroe, NY

Client Sample ID: **C-21**

Lab Sample ID:	420-124221-1	Date Sampled:	07/27/2017 0830
Client Matrix:	Drinking Water	Date Received:	07/27/2017 0945

524.2 Purgeable Organic Compounds in Water by GC/MS

Method:	524.2	Analysis Batch: 420-112881	Instrument ID:	HP
Preparation:	N/A		Lab File ID:	V072809.D
Dilution:	1.0		Initial Weight/Volume:	5 mL
Date Analyzed:	07/28/2017 1443		Final Weight/Volume:	5 mL
Date Prepared:	N/A			

Analyte	Result (ug/L)	Qualifier	RL
Trichlorofluoromethane	<0.500		0.500
Vinyl chloride	<0.500		0.500
Xylenes, Total	<1.50		1.50
Styrene	<0.500		0.500
sec-Butylbenzene	<0.500		0.500
1,3,5-Trimethylbenzene	<0.500		0.500
N-Propylbenzene	<0.500		0.500
1,3-Dichlorobenzene	<0.500		0.500
2-Chlorotoluene	<0.500		0.500
4-Chlorotoluene	<0.500		0.500

Surrogate	%Rec	Acceptance Limits
4-Bromofluorobenzene	95	71 - 120
Toluene-d8 (Surr)	95	79 - 121
1,2-Dichloroethane-d4 (Surr)	97	70 - 128

Client: Leggette, Brashears & Graham, Inc.

Job Number: 420-124221-1
Sdg Number: Clovewood, LakAnn, Monroe, NY

Client Sample ID: **C-21**

Lab Sample ID:	420-124221-1	Date Sampled:	07/27/2017 0830
Client Matrix:	Drinking Water	Date Received:	07/27/2017 0945

200.7 Rev 4.4 ICP Metals by 200.7

Method:	200.7 Rev 4.4	Analysis Batch: 420-112958	Instrument ID:	Thermo ICP
Preparation:	200.7/200.8	Prep Batch: 420-112921	Lab File ID:	N/A
Dilution:	1.0		Initial Weight/Volume:	50 mL
Date Analyzed:	08/01/2017 1516		Final Weight/Volume:	50 mL
Date Prepared:	08/01/2017 0916			

Analyte	Result (ug/L)	Qualifier	RL
Iron	7740	g	60.0
Manganese	1790	g	10.0
Sodium	2340		200
Zinc	96.1		20.0

200.7 Rev 4.4 ICP Metals by 200.7-Dissolved

Method:	200.7 Rev 4.4	Analysis Batch: 420-113070	Instrument ID:	Thermo ICP
Preparation:	200.7	Prep Batch: 420-113055	Lab File ID:	N/A
Dilution:	1.0		Initial Weight/Volume:	50 mL
Date Analyzed:	08/03/2017 2307		Final Weight/Volume:	50 mL
Date Prepared:	08/02/2017 1530			

Analyte	Result (ug/L)	Qualifier	RL
Iron	1090		60.0
Manganese	1890		10.0

Client: Leggette, Brashears & Graham, Inc.

Job Number: 420-124221-1
Sdg Number: Clovewood, LakAnn, Monroe, NY

Client Sample ID: **C-21**

Lab Sample ID:	420-124221-1	Date Sampled:	07/27/2017 0830
Client Matrix:	Drinking Water	Date Received:	07/27/2017 0945

200.8 Rev.5.4 ICPMS Metals by 200.8

Method:	200.8 Rev.5.4	Analysis Batch: 420-112950	Instrument ID:	Perkin Elmer ELAN
Preparation:	200.7/200.8	Prep Batch: 420-112921	Lab File ID:	N/A
Dilution:	1.0		Initial Weight/Volume:	50 mL
Date Analyzed:	08/01/2017 1239		Final Weight/Volume:	50 mL
Date Prepared:	08/01/2017 0916			

Analyte	Result (ug/L)	Qualifier	RL
Lead	<1.00		1.00
Arsenic	1.61		1.40
Beryllium	<0.300		0.300
Cadmium	<1.00		1.00
Chromium	<7.00		7.00
Nickel	0.949		0.500
Antimony	<0.400		0.400
Thallium	<0.300		0.300
Barium	22.7		2.00
Selenium	<2.00		2.00

Method:	200.8 Rev.5.4	Analysis Batch: 420-112949	Instrument ID:	Perkin Elmer ELAN
Preparation:	200.8	Prep Batch: 420-112942	Lab File ID:	N/A
Dilution:	1.0		Initial Weight/Volume:	50 mL
Date Analyzed:	08/01/2017 1459		Final Weight/Volume:	50 mL
Date Prepared:	07/31/2017 1400			

Analyte	Result (ug/L)	Qualifier	RL
Silver	<1.00		1.00

245.1 Rev.3.0 Mercury in Water by CVAA

Method:	245.1 Rev.3.0	Analysis Batch: 420-113021	Instrument ID:	Perkin Elmer FIMS
Preparation:	245.1	Prep Batch: 420-112999	Lab File ID:	N/A
Dilution:	1.0		Initial Weight/Volume:	25 mL
Date Analyzed:	08/03/2017 1528		Final Weight/Volume:	25 mL
Date Prepared:	08/03/2017 0945			

Analyte	Result (ug/L)	Qualifier	RL
Mercury	<0.200		0.200

Client: Leggette, Brashears & Graham, Inc.

Job Number: 420-124221-1
Sdg Number: Clovewood, LakAnn, Monroe, NY

Client Sample ID: **C-21**

Lab Sample ID:	420-124221-1	Date Sampled:	07/27/2017 0830
Client Matrix:	Drinking Water	Date Received:	07/27/2017 0945

SM 2340B-97,-11 Hardness by Calculation

Method:	SM 2340B-97,-11	Analysis Batch: 420-112962	Instrument ID:	None
Preparation:	N/A		Lab File ID:	N/A
Dilution:	1.0		Initial Weight/Volume:	
Date Analyzed:	08/01/2017 1516		Final Weight/Volume:	
Date Prepared:	N/A			

Analyte	Result (mg/L)	Qualifier	RL
Calcium hardness as calcium carbonate	12.0		1.25

Client: Leggette, Brashears & Graham, Inc.

Job Number: 420-124221-1
Sdg Number: Clovewood, LakAnn, Monroe, NY

Biology

Client Sample ID: **C-21**

Lab Sample ID: 420-124221-1
Client Matrix: Drinking Water

Date Sampled: 07/27/2017 0830
Date Received: 07/27/2017 0945

Analyte	Result	Qual	Units	Dil	Method
Coliform, Total	Absent		CFU/100mL	1.0	SM 9223
	Anly Batch: 420-112815	Date Analyzed	07/27/2017 1358		
Escherichia coli	Absent		CFU/100mL	1.0	SM 9223
	Anly Batch: 420-112815	Date Analyzed	07/27/2017 1358		

Analyte	Result	Qual	Units	RL	Dil	Method
Heterotrophic Plate Count	8.00		CFU/mL	2.00	1.0	SIMPLATE
	Anly Batch: 420-112867	Date Analyzed	07/27/2017 1317			

General Chemistry

Client: Leggette, Brashears & Graham, Inc.

Job Number: 420-124221-1
Sdg Number: Clovewood, LakAnn, Monroe, NY

General Chemistry

Client Sample ID: **C-21**

Lab Sample ID: 420-124221-1
Client Matrix: Drinking Water

Date Sampled: 07/27/2017 0830
Date Received: 07/27/2017 0945

Analyte	Result	Qual	Units	RL	Dil	Method
Nitrate as N	<0.250		mg/L	0.250	1.0	300.0
	Anly Batch: 420-112838	Date Analyzed	07/27/2017 1851			

Analyte	Result	Qual	Units	Dil	Method
Langelier Index	-2.95		NONE	1.0	SM 2330B
	Anly Batch: 420-113039	Date Analyzed	08/04/2017 0903		

Client: Leggette, Brashears & Graham, Inc.

Job Number: 420-124221-1
Sdg Number: Clovewood, LakAnn, Monroe, NY

General Chemistry

Client Sample ID: **C-21**

Lab Sample ID: 420-124221-1
Client Matrix: Drinking Water

Date Sampled: 07/27/2017 0830
Date Received: 07/27/2017 0945

Analyte	Result	Qual	Units	RL	Dil	Method
Alkalinity	34.4		mg/L	5.00	1.0	SM 2320B-97,-11
Anly Batch: 420-112920	Date Analyzed		07/31/2017 1700			
Total Dissolved Solids	34.0		mg/L	5.00	1.0	SM2540C-97,11
Anly Batch: 420-112952	Date Analyzed		08/01/2017 1722			
Chloride	<1.50		mg/L	1.50	1.0	300.0 Rev. 2.1
Anly Batch: 420-112838	Date Analyzed		07/27/2017 1851			
Sulfate	11.4		mg/L	5.00	1.0	300.0 Rev. 2.1
Anly Batch: 420-112838	Date Analyzed		07/27/2017 1851			
Fluoride	<0.500		mg/L	0.500	1.0	300.0 Rev. 2.1
Anly Batch: 420-112838	Date Analyzed		07/27/2017 1851			
Cyanide, Total	<0.00500		mg/L	0.00500	1.0	SM4500 CN E-99
Anly Batch: 420-112916	Date Analyzed		07/28/2017 1600			
Prep Batch:	Date Prepared:		07/28/2017 1100			
Apparent Color	75.0		Pt-Co	2.00	1.0	SM2120B-01,11
Anly Batch: 420-112863	Date Analyzed		07/27/2017 1626			
pH@color measurement	6.12		SU	2.00	1.0	SM2120B-01,11
Anly Batch: 420-112863	Date Analyzed		07/27/2017 1626			
Turbidity	17.6		NTU	0.100	1.0	SM2130B-01,11
Anly Batch: 420-112861	Date Analyzed		07/27/2017 1611			
Odor	1.00		T.O.N.	1.00	1.0	SM 2150B
Anly Batch: 420-112862	Date Analyzed		07/27/2017 1625			
Temp @ Odor Measurement	60.0		Degrees C	5.00	1.0	SM 2150B
Anly Batch: 420-112862	Date Analyzed		07/27/2017 1625			
pH	6.12	H	SU	0.200	1.0	SM 4500 H+ B
Anly Batch: 420-112864	Date Analyzed		07/27/2017 1538			
Temp @ pH Measurement	18.2		Degrees C	5.00	1.0	SM 4500 H+ B
Anly Batch: 420-112864	Date Analyzed		07/27/2017 1538			
Nitrite as N	<0.0100		mg/L	0.0100	1.0	SM 4500 NO2 B
Anly Batch: 420-112809	Date Analyzed		07/27/2017 1145			

DATA REPORTING QUALIFIERS

Client: Leggette, Brashears & Graham, Inc.

Job Number:

Sdg Number: Clovewood, LakAnn, Monroe, NY

Lab Section	Qualifier	Description
Metals		
	g	Result fails applicable NYS drinking water standards
General Chemistry		
	H	Sample was prepped or analyzed beyond the specified holding time

Certification Information

Client: Leggette, Brashears & Graham, Inc. Job Number:

Sdg Number: Clovewood, LakAnn, Monroe, NY

The following analytes are Not Part of the ELAP scope of accreditation:

Sulfur, Tungsten, Silicon, Bicarbonate Alkalinity, 7 Day BOD 5210C, 28 Day BOD, Soluble BOD, Carbon Dioxide, Carbonate Alkalinity, CBOD Soluble, Chlorine, Cyanide (WAD), Ferrous Iron, Ferric Iron, Total Nitrogen, Total Organic Nitrogen, Dissolved Oxygen, pH, Phenolphthalein Alkalinity, Solids (Fixed), Solids (Percent), Solids (Percent Moisture) , Solids (Percent Volatile), Solids (Volatile Suspended), Temperature, TKN (Soluble), COD (Soluble), Total Inorganic Carbon, Volatile Acids as Acetic Acid, 2-Aminopyridine, 3-Picoline, 1-Methyl-2-pyrrilidinone, Aziridine, Dimethyl sulfoxide, 1-Chlorohexane, Iron Bacteria, Salmonella, & Sulfur Reducing Bacteria.

The following analytes are Not Part of ELAP Potable Water scope of accreditation:

Cobalt (200.7, 200.8), Tin (200.7), Strontium (200.7), Gold (200.7), Platinum (200.7), Palladium (200.7), Titanium (200.7), Phosphorus (365.3), Nitrate-Nitrite (10-107-4-1C, 353.2), m-Xylene & p-Xylene (502.2, 524), Naphthalene (502.2), o-Xylene (502.2, 524), & Fecal Coliform (9222D).

The following analytes are Not Part of ELAP Solid and Hazardous Waste scope of accreditation:

Ammonia (SM 4500NH3G), TKN (351.2), Phosphorus (365.3), 1,2-Dichloro-1,1,2-trifluoroethane (8260), & Chlorodifluoromethane (8260).

The following analytes are Not Part of ELAP Non Potable Water scope of accreditation:

Dissolved Organic Carbon (5310C), Mecoprop (8151A), & MCPA (8151A).

Definitions and Glossary

Client: Leggette, Brashears & Graham, Inc.

Job Number:

Sdg Number: Clovewood, LakAnn, Monroe, NY

Abbreviation	These commonly used abbreviations may or may not be present in this report.
%R	Percent Recovery
DL, RA, RE	Indicates a Dilution, Reanalysis or Reextraction.
EPA	United States Environmental Protection Agency
MDL	Method Detection Limit - an estimate of the minimum amount of a substance that an analytical process can reliably detect. A MDL is analyte- and matrix-specific and may be laboratory-dependent.
ND	Not detected at the reporting limit (or MDL if shown).
QC	Quality Control
RL	Reporting Limit - the minimum levels, concentrations, or quantities of a target variable (e.g., target analyte) that can be reported with a specified degree of confidence.
RPD	Relative Percent Difference - a measure of the relative difference between two points.

124221

EnviroTest Laboratories, Inc.

CHAIN OF CUSTODY

REPORT# (Lab Use Only)

Lab Name: EnviroTest Laboratories
Address & Phone: 315 Fullerton Avenue, Newburgh, New York 12550 845-562-0890

PROJECT REFERENCE: Clovewood	PROJECT NO.: Lakeno	PROJECT LOCATION: NY
ENVIROTEST PROJECT MANAGER: Debra Bayer	P.O. NUMBER:	TOWN: Monroe
CLIENT (SITE) PM: LBG, Inc.	CLIENT PHONE: 203-929-8555	CLIENT FAX:
CLIENT NAME: Stacy Stieber		
CLIENT ADDRESS: 4 Research Drive, Suite 204, Shelton, CT 06484		
COMPANY CONTRACTING THIS WORK (if applicable):		

PAGE 1 of 1

TURNAROUND TIME: NORMAL X; QUICK ____; VERBAL ____

#OF COOLERS: 1

SAMPLE DATE	SAMPLE TIME	SAMPLE IDENTIFICATION	COMPOSITE (C) OR GRAB (G) INDICATE	AQUEOUS (WATER)	D (Drinking Water) or W (Waste Water) indicate	SOLID OR SEMISOLID	OTHER Specify	MPA C/G kit	40ml Vials HCl	40ml Sodium Thio.	250ml Amber Sodium Thio.	Liter Amber HCl/Na2SO3	250ml Plastic Nitric Acid	40ml Mon/Sod.Thio(liquid)	Liter Plastic	250ml Plastic Sodium Hyd.	125ml Plastic Sterile	Liter Plastic Nitric	40ml Vials Unpres	REMARKS
1 7-27-17	0830	C-21			D			1	3	2	1	2	1	2	3 4	1	2	5	2	Table 8B (Sb,As,Ba,Be,Cd,Cr,Cn,Hg,Ni
															QE 7-27-17					Se,Tl,F)
																				Table 8C (NO3,NO2)
								2-Liter Amber Unpres.												Table 8D (Cl,Fe,Mn,Ag,Na,SO4,Zn,Odor,Color)
								1-250ml Amber Unpres.												524.2 (POC,MTBE,Vinyl Chloride)
								3-250ml Plastic Unpres. (no air)												SOCs (504,508,515,525,531,547,548,549,Dioxin)
								2-40ml Amber Sodium Thio.												Additional Tests (Total coliform
								1-500ml Amber Sodium Thio.												thru Zinc)
								1-Liter Amber Plastic Sodium Thio.&H2SO4												Radio(Gross Alpha/Beta,Radium-226/228,Uranium)
								2-Liter Amber Sodium Thio.												Radon
																				Dissolved Fe, Mn

RELINQUISHED BY: (SIGNATURE)	COMPANY	DATE	TIME	RECEIVED BY: (SIGNATURE)	COMPANY	DATE	TIME
	LBG	7-27-17	0945				
SAMPLED BY: (SIGNATURE)	COMPANY	DATE	TIME	RECEIVED BY: (SIGNATURE)	COMPANY	DATE	TIME
	LBG	7-27-17	0830				
RELINQUISHED BY: (SIGNATURE)	COMPANY	DATE	TIME	RECEIVED BY: (SIGNATURE)	COMPANY	DATE	TIME

SUBCONTACT: PACE-SOCs, Radio, Radon; ASI-MPA/Crypto/Giardia

RECEIVED FOR LABORATORY BY: (SIGNATURE)	DATE	TIME	CUSTODY INTACT YES NO	Cooler Temp.	LABORATORY REMARKS: ICE ✓ pH____ CL2____ Reviewed by____
	7/27/17	0945		2.5°C #3	

420-124221-A-1

C-21

08/24/2017

Date Sampled 7/27/2017 420-1087975

LOGIN SAMPLE RECEIPT CHECK LIST

Client: Leggette, Brashears & Graham, Inc.

Job Number: 420-124221-1
SDG Number: Clovewood, LakAnn, Monroe, NY

Login Number: **124221**

Question	T/F/NA	Comment
Samples were collected by ETL employee as per SOP-SAM-1	NA	
The cooler's custody seal, if present, is intact.	NA	
The cooler or samples do not appear to have been compromised or tampered with.	True	
Samples were received on ice.	True	
Cooler Temperature is recorded.	True	2.5 C
Cooler Temp. is within method specified range.(0-6 C PW, 0-8 C NPW, or BAC <10 C	True	
If false, was sample received on ice within 6 hours of collection.	NA	
Based on above criteria cooler temperature is acceptable.	True	
COC is present.	True	
COC is filled out in ink and legible.	True	
COC is filled out with all pertinent information.	True	
There are no discrepancies between the sample IDs on the containers and the COC.	True	
Samples are received within Holding Time.	False	pH
Sample containers have legible labels.	True	
Containers are not broken or leaking.	True	
Sample collection date/times are provided.	True	
Appropriate sample containers are used.	True	
Sample bottles are completely filled.	True	
There is sufficient vol. for all requested analyses, incl. any requested MS/MSDs	True	
VOA sample vials do not have headspace or bubble is <6mm (1/4") in diameter.	True	
If necessary, staff have been informed of any short hold time or quick TAT needs	True	
Multiphasic samples are not present.	True	
Samples do not require splitting or compositing.	True	

Pace Analytical Services, LLC
1638 Roseytown Road - Suites 2,3,4
Greensburg, PA 15601
(724)850-5600

July 31, 2017

Ms. Debra Bayer
EnviroTest Laboratories, Inc.
315 Fullerton Avenue
Newburgh, NY 12550

RE: Project: LBG, Inc.
Pace Project No.: 30225535

Dear Ms. Bayer:
Enclosed are the analytical results for sample(s) received by the laboratory on July 28, 2017. The results relate only to the samples included in this report. Results reported herein conform to the most current, applicable TNI/NELAC standards and the laboratory's Quality Assurance Manual, where applicable, unless otherwise noted in the body of the report.

If you have any questions concerning this report, please feel free to contact me.

Sincerely,

Jacquelyn Collins
jacquelyn.collins@pacelabs.com
(724)850-5612
Project Manager

Enclosures

cc: Janine Rader, EnviroTest Laboratories, Inc.

This report shall not be reproduced, except in full,
without the written consent of Pace Analytical Services, LLC.

Pace Analytical Services, LLC
1638 Roseytown Road - Suites 2,3,4
Greensburg, PA 15601
(724)850-5600

CERTIFICATIONS

Project: LBG, Inc.
Pace Project No.: 30225535

Pennsylvania Certification IDs

1638 Roseytown Rd Suites 2,3&4, Greensburg, PA 15601
L-A-B DOD-ELAP Accreditation #: L2417
Alabama Certification #: 41590
Arizona Certification #: AZ0734
Arkansas Certification
California Certification #: 04222CA
Colorado Certification
Connecticut Certification #: PH-0694
Delaware Certification
Florida/TNI Certification #: E87683
Georgia Certification #: C040
Guam Certification
Hawaii Certification
Idaho Certification
Illinois Certification
Indiana Certification
Iowa Certification #: 391
Kansas/TNI Certification #: E-10358
Kentucky Certification #: 90133
Louisiana DHH/TNI Certification #: LA140008
Louisiana DEQ/TNI Certification #: 4086
Maine Certification #: PA00091
Maryland Certification #: 308
Massachusetts Certification #: M-PA1457
Michigan/PADEP Certification
Missouri Certification #: 235
Montana Certification #: Cert 0082
Nebraska Certification #: NE-05-29-14
Nevada Certification #: PA014572015-1
New Hampshire/TNI Certification #: 2976
New Jersey/TNI Certification #: PA 051
New Mexico Certification #: PA01457
New York/TNI Certification #: 10888
North Carolina Certification #: 42706
North Dakota Certification #: R-190
Oregon/TNI Certification #: PA200002
Pennsylvania/TNI Certification #: 65-00282
Puerto Rico Certification #: PA01457
Rhode Island Certification #: 65-00282
South Dakota Certification
Tennessee Certification #: TN2867
Texas/TNI Certification #: T104704188-14-8
Utah/TNI Certification #: PA014572015-5
USDA Soil Permit #: P330-14-00213
Vermont Dept. of Health: ID# VT-0282
Virgin Island/PADEP Certification
Virginia/VELAP Certification #: 460198
Washington Certification #: C868
West Virginia DEP Certification #: 143
West Virginia DHHR Certification #: 9964C
Wisconsin Certification
Wyoming Certification #: 8TMS-L

This report shall not be reproduced, except in full,
without the written consent of Pace Analytical Services, LLC.

Pace Analytical Services, LLC
1638 Roseytown Road - Suites 2,3,4
Greensburg, PA 15601
(724)850-5600

SAMPLE SUMMARY

Project: LBG, Inc.
Pace Project No.: 30225535

Lab ID	Sample ID	Matrix	Date Collected	Date Received
30225535001	**C-21 (420-124221-1)**	Drinking Water	07/27/17 08:30	07/28/17 10:00

This report shall not be reproduced, except in full,
without the written consent of Pace Analytical Services, LLC.

Pace Analytical Services, LLC
1638 Roseytown Road - Suites 2,3,4
Greensburg, PA 15601
(724)850-5600

SAMPLE ANALYTE COUNT

Project: LBG, Inc.
Pace Project No.: 30225535

Lab ID	Sample ID	Method	Analysts	Analytes Reported
30225535001	**C-21 (420-124221-1)**	SM7500RnB-07	NEG	1

This report shall not be reproduced, except in full,
without the written consent of Pace Analytical Services, LLC.

Pace Analytical Services, LLC
1638 Roseytown Road - Suites 2,3,4
Greensburg, PA 15601
(724)850-5600

ANALYTICAL RESULTS - RADIOCHEMISTRY

Project: LBG, Inc.
Pace Project No.: 30225535

Sample: C-21 (420-124221-1) **Lab ID: 30225535001** Collected: 07/27/17 08:30 Received: 07/28/17 10:00 Matrix: Drinking Water
PWS: Site ID: Sample Type:

Comments: • Sample collection times were not present on the sample containers.

Parameters	Method	Act ± Unc (MDC) Carr Trac	Units	Analyzed	CAS No.	Qual
Radon	SM7500RnB-07	**55.4 ± 29.3 (46.8)** **C:NA T:NA**	pCi/L	07/28/17 21:50	10043-92-2	

This report shall not be reproduced, except in full,
without the written consent of Pace Analytical Services, LLC.

Pace Analytical Services, LLC
1638 Roseytown Road - Suites 2,3,4
Greensburg, PA 15601
(724)850-5600

QUALITY CONTROL - RADIOCHEMISTRY

Project: LBG, Inc.
Pace Project No.: 30225535

QC Batch: 266626 | Analysis Method: SM7500RnB-07
QC Batch Method: SM7500RnB-07 | Analysis Description: 7500Rn B Radon
Associated Lab Samples: 30225535001

METHOD BLANK: 1312837 | Matrix: Water
Associated Lab Samples: 30225535001

Parameter	Act ± Unc (MDC) Carr Trac	Units	Analyzed	Qualifiers
Radon	-21.0 ± 19.6 (35.3) C:NA T:NA	pCi/L	07/28/17 17:37	

Results presented on this page are in the units indicated by the "Units" column except where an alternate unit is presented to the right of the result.

This report shall not be reproduced, except in full,
without the written consent of Pace Analytical Services, LLC.

Pace Analytical Services, LLC
1638 Roseytown Road - Suites 2,3,4
Greensburg, PA 15601
(724)850-5600

QUALIFIERS

Project: LBG, Inc.
Pace Project No.: 30225535

DEFINITIONS

DF - Dilution Factor, if reported, represents the factor applied to the reported data due to dilution of the sample aliquot.

ND - Not Detected at or above adjusted reporting limit.

TNTC - Too Numerous To Count

J - Estimated concentration above the adjusted method detection limit and below the adjusted reporting limit.

MDL - Adjusted Method Detection Limit.

PQL - Practical Quantitation Limit.

RL - Reporting Limit.

S - Surrogate

1,2-Diphenylhydrazine decomposes to and cannot be separated from Azobenzene using Method 8270. The result for each analyte is a combined concentration.

Consistent with EPA guidelines, unrounded data are displayed and have been used to calculate % recovery and RPD values.

LCS(D) - Laboratory Control Sample (Duplicate)

MS(D) - Matrix Spike (Duplicate)

DUP - Sample Duplicate

RPD - Relative Percent Difference

NC - Not Calculable.

SG - Silica Gel - Clean-Up

U - Indicates the compound was analyzed for, but not detected.

N-Nitrosodiphenylamine decomposes and cannot be separated from Diphenylamine using Method 8270. The result reported for each analyte is a combined concentration.

Act - Activity

Unc - Uncertainty: SDWA = 1.96 sigma count uncertainty, all other matrices = Expanded Uncertainty (95% confidence interval). Gamma Spec = Expanded Uncertainty (95.4% Confidence Interval)

(MDC) - Minimum Detectable Concentration

Trac - Tracer Recovery (%)

Carr - Carrier Recovery (%)

Pace Analytical is TNI accredited. Contact your Pace PM for the current list of accredited analytes.

TNI - The NELAC Institute.

This report shall not be reproduced, except in full,
without the written consent of Pace Analytical Services, LLC.

EnviroTest Laboratories, Inc.
315 Fullerton Avenue
Newburgh, NY 12550
Phone (845) 562-0890 Fax (845) 562-0841

Chain of Custody Record

EnviroTest Laboratories Inc.

Client Information (Sub Contract Lab)	Sampler:	Lab PM: Bayer, Debra	Carrier Tracking No(s):	COC No: 420-9161.1
Client Contact: Shipping/Receiving	Phone:	E-Mail: dbayer@envirotestlaboratories.com		Page: Page 1 of 1
Company: Pace Analytical Services, Inc.				STL Job #: 420-124221-1
Address: 1638 Roseytown Rd,Suites 2,3,4, ,	Due Date Requested: ~~8/10/2017~~ Standard			
City: Greensburg	TAT Requested (days):			
State, Zip: PA, 15601				
Phone:	PO #:			
Email:	WO #:			
Project Name: LBG, Inc.	Project #: 42001269			
Site:	SSOW#:			

Analysis Requested

Preservation Codes:

A - HCL, B - NaOH, C - Zn Acetate, D - Nitric Acid, E - NaHSO4, F - MeOH, G - Amchlor, H - Ascorbic Acid, I - Ice, J - Di Water, K - EDTA, L - EDA, M - Hexane, N - None, O - AsNaO2, P - Na2O4S, Q - Na2SO3, R - Na2S2SO3, S - H2SO4, T - TSP Dodecahydrate, U - Acetone, V - MCAA, W - ph 4-5, Z - other (specify)

Other:

Sample Identification Client ID (Lab ID)	Sample Date	Sample Time	Sample Type (C=comp, G=grab)	Matrix (W=water, S=solid, O=waste/oil, BT=Tissue, A=Air)	Field Filtered Sample (Yes or No)	Perform MS/MSD (Yes or No)	~~SUBCONTRACT/ Total Uranium~~	SUBCONTRACT/ Radon	Total Number of containers	Special Instructions/Note:
			Preservation Code:				7/27/17	7/27/17		
C-21 (420-124221-1)	7/27/17	8:30		Water			X	X	3	001

WO#: 30225535

30225535

Possible Hazard Identification	Sample Disposal (A fee may be assessed if samples are retained longer than 1 month)
☐ Non-Hazard ☐ Flammable ☐ Skin Irritant ☐ Poison B ☐ Unknown ☐ Radiological	☐ Return To Client ☐ Disposal By Lab ☐ Archive For _____ Months
Deliverable Requested: I, II, III, IV, Other (specify)	Special Instructions/QC Requirements:

Empty Kit Relinquished by:	Date:	Time:	Method of Shipment:

Relinquished by	Date/Time	Company	Received by	Date/Time	Company
[signature]	7/27/17 1100	ETL	[signature]	7/28/17 1000	

Custody Seals Intact: Δ Yes Δ No	Custody Seal No.:	Cooler Temperature(s) °C and Other Remarks:

Sample Condition Upon Receipt Pittsburgh

Pace Analytical

Client Name: EnviroTest

Project # 30225535

Label AML
LIMS Login AML

Courier: ☑ Fed Ex ☐ UPS ☐ USPS ☐ Client ☐ Commercial ☐ Pace Other _____

Tracking #: 779747694434

Custody Seal on Cooler/Box Present: ☐ yes ☑ no Seals Intact: ☐ yes ☐ no

Thermometer Used 8 Type of Ice: (Wet) Blue None

Cooler Temperature Observed Temp 2.6 °C Correction Factor: 0.0 °C Final Temp: 2.6 °C

Temp should be above freezing to 6°C

Date and initials of person examining contents: ZH 7/28/17

Comments:	Yes	No	N/A	
Chain of Custody Present:	✓			1.
Chain of Custody Filled Out:	✓			2.
Chain of Custody Relinquished:	✓			3.
Sampler Name & Signature on COC:		✓		4.
Sample Labels match COC: -Includes date/time/ID Matrix: WT		✓		5. no time on Samples
Samples Arrived within Hold Time:	✓			6.
Short Hold Time Analysis (<72hr remaining):	✓			7.
Rush Turn Around Time Requested:	✓	✗		8. AML
Sufficient Volume:	✓			9.
Correct Containers Used:	✓			10.
-Pace Containers Used:		✓		
Containers Intact:	✓			11.
Orthophosphate field filtered				12.
Organic Samples checked for dechlorination:			✓	13.
Filtered volume received for Dissolved tests			✓	14.
All containers have been checked for preservation.			✓	15.
All containers needing preservation are found to be in compliance with EPA recommendation. exceptions: VOA, coliform, TOC, O&G, Phenolics			✓	Initial when completed ZH Date/time of preservation Lot # of added preservative
Headspace in VOA Vials (>6mm):			✓	16.
Trip Blank Present:			✓	17.
Trip Blank Custody Seals Present			✓	
Rad Aqueous Samples Screened > 0.5 mrem/hr		✓		Initial when completed: ZH Date: 7/28/17

Client Notification/ Resolution:

Person Contacted: _____ Date/Time: _____ Contacted By: _____

Comments/ Resolution: _____

☐ A check in this box indicates that additional information has been stored in ereports.

Note: Whenever there is a discrepancy affecting North Carolina compliance samples, a copy of this form will be sent to the North Carolina DEHNR Certification Office (i.e. out of hold, incorrect preservative, out of temp, incorrect containers)

*PM review is documented electronically in LIMS. When the Project Manager closes the SRF Review schedule in LIMS. The review is in the Status section of the Workorder Edit Screen.

Pace Analytical Services, LLC
8 East Tower Circle
Ormond Beach, FL 32174
(386)672-5668

August 10, 2017

Ron Bayer
EnviroTest Laboratories Inc.
315 Fullerton Avenue
Newburgh, NY 12550

RE: Project: LBG, Inc.
Pace Project No.: 35326821

Dear Ron Bayer:
Enclosed are the analytical results for sample(s) received by the laboratory on July 28, 2017. The results relate only to the samples included in this report. Results reported herein conform to the most current, applicable TNI/NELAC standards and the laboratory's Quality Assurance Manual, where applicable, unless otherwise noted in the body of the report.

If you have any questions concerning this report, please feel free to contact me.

Sincerely,

Bo Garcia
bo.garcia@pacelabs.com
(386)672-5668
Project Manager

Enclosures

cc: Debra Bayer, EnviroTest Laboratories Inc.
Renee Cusack, EnviroTest Laboratories Inc.
Laura Marciano, EnviroTest Laboratories Inc.
Janine Rader, EnviroTest Laboratories Inc.
Meredith Ruthven, EnviroTest Laboratories Inc.

REPORT OF LABORATORY ANALYSIS

This report shall not be reproduced, except in full,
without the written consent of Pace Analytical Services, LLC.

Pace Analytical Services, LLC
8 East Tower Circle
Ormond Beach, FL 32174
(386)672-5668

CERTIFICATIONS

Project: LBG, Inc.
Pace Project No.: 35326821

Pennsylvania Certification IDs

1638 Roseytown Rd Suites 2,3&4, Greensburg, PA 15601
L-A-B DOD-ELAP Accreditation #: L2417
Alabama Certification #: 41590
Arizona Certification #: AZ0734
Arkansas Certification
California Certification #: 04222CA
Colorado Certification
Connecticut Certification #: PH-0694
Delaware Certification
Florida/TNI Certification #: E87683
Georgia Certification #: C040
Guam Certification
Hawaii Certification
Idaho Certification
Illinois Certification
Indiana Certification
Iowa Certification #: 391
Kansas/TNI Certification #: E-10358
Kentucky Certification #: 90133
Louisiana DHH/TNI Certification #: LA140008
Louisiana DEQ/TNI Certification #: 4086
Maine Certification #: PA00091
Maryland Certification #: 308
Massachusetts Certification #: M-PA1457
Michigan/PADEP Certification
Missouri Certification #: 235
Montana Certification #: Cert 0082
Nebraska Certification #: NE-05-29-14
Nevada Certification #: PA014572015-1
New Hampshire/TNI Certification #: 2976
New Jersey/TNI Certification #: PA 051
New Mexico Certification #: PA01457
New York/TNI Certification #: 10888
North Carolina Certification #: 42706
North Dakota Certification #: R-190
Oregon/TNI Certification #: PA200002
Pennsylvania/TNI Certification #: 65-00282
Puerto Rico Certification #: PA01457
Rhode Island Certification #: 65-00282
South Dakota Certification
Tennessee Certification #: TN2867
Texas/TNI Certification #: T104704188-14-8
Utah/TNI Certification #: PA014572015-5
USDA Soil Permit #: P330-14-00213
Vermont Dept. of Health: ID# VT-0282
Virgin Island/PADEP Certification
Virginia/VELAP Certification #: 460198
Washington Certification #: C868
West Virginia DEP Certification #: 143
West Virginia DHHR Certification #: 9964C
Wisconsin Certification
Wyoming Certification #: 8TMS-L

Ormond Beach Certification IDs

8 East Tower Circle, Ormond Beach, FL 32174
Alabama Certification #: 41320
Connecticut Certification #: PH-0216
Delaware Certification: FL NELAC Reciprocity
Florida Certification #: E83079
Georgia Certification #: 955
Guam Certification: FL NELAC Reciprocity
Hawaii Certification: FL NELAC Reciprocity
Illinois Certification #: 200068
Indiana Certification: FL NELAC Reciprocity
Kansas Certification #: E-10383
Louisiana Certification #: FL NELAC Reciprocity
Louisiana Environmental Certificate #: 05007
Maryland Certification: #346
Michigan Certification #: 9911
Mississippi Certification: FL NELAC Reciprocity
Missouri Certification #: 236
Montana Certification #: Cert 0074
Nebraska Certification: NE-OS-28-14
Nevada Certification: FL NELAC Reciprocity
New York Certification #: 11608
North Carolina Environmental Certificate #: 667
North Carolina Certification #: 12710
Oklahoma Certification #: D9947
Pennsylvania Certification #: 68-00547
Puerto Rico Certification #: FL01264
South Carolina Certification: #96042001
Tennessee Certification #: TN02974
Texas Certification: FL NELAC Reciprocity
US Virgin Islands Certification: FL NELAC Reciprocity
Virginia Environmental Certification #: 460165
Wyoming Certification: FL NELAC Reciprocity
West Virginia Certification #: 9962C
Wisconsin Certification #: 399079670
Wyoming (EPA Region 8): FL NELAC Reciprocity

Long Island Certification IDs

575 Broad Hollow Rd, Melville, NY 11747
New York Certification #: 10478 Primary Accrediting Body
New Jersey Certification #: NY158
Pennsylvania Certification #: 68-00350
Connecticut Certification #: PH-0435
Maryland Certification #: 208

This report shall not be reproduced, except in full,
without the written consent of Pace Analytical Services, LLC.

Pace Analytical Services, LLC
8 East Tower Circle
Ormond Beach, FL 32174
(386)672-5668

CERTIFICATIONS

Project: LBG, Inc.
Pace Project No.: 35326821

Long Island Certification IDs

Rhode Island Certification #: LAO00340
Massachusetts Certification #: M-NY026
New Hampshire Certification #: 2987

This report shall not be reproduced, except in full,
without the written consent of Pace Analytical Services, LLC.

Pace Analytical Services, LLC
8 East Tower Circle
Ormond Beach, FL 32174
(386)672-5668

SAMPLE SUMMARY

Project: LBG, Inc.
Pace Project No.: 35326821

Lab ID	Sample ID	Matrix	Date Collected	Date Received
35326821001	**C-21**	Drinking Water	07/27/17 08:30	07/28/17 10:20

This report shall not be reproduced, except in full,
without the written consent of Pace Analytical Services, LLC.

Pace Analytical Services, LLC
8 East Tower Circle
Ormond Beach, FL 32174
(386)672-5668

SAMPLE ANALYTE COUNT

Project: LBG, Inc.
Pace Project No.: 35326821

Lab ID	Sample ID	Method	Analysts	Analytes Reported	Laboratory
35326821001	**C-21**	EPA 504.1	BP1	2	PASI-O
		EPA 505	MMR	15	
		EPA 508.1	NS1	18	PASI-O
		EPA 515.3	LJM	8	PASI-O
		EPA 531.1	NMB	9	PASI-O
		EPA 547	NMB	1	PASI-O
		EPA 549.2	NMB	1	PASI-O
		EPA 525.2	NS1	7	PASI-O
		EPA 548.1	JDT	1	PASI-O
		EPA 900.0	NEG	2	PASI-PA
		EPA 903.1	WRR	1	PASI-PA
		EPA 904.0	JLW	1	PASI-PA
		ASTM D5174-97	RMK	1	PASI-PA

This report shall not be reproduced, except in full,
without the written consent of Pace Analytical Services, LLC.

Pace Analytical Services, LLC
8 East Tower Circle
Ormond Beach, FL 32174
(386)672-5668

ANALYTICAL RESULTS

Project: LBG, Inc.
Pace Project No.: 35326821

Sample: C-21 **Lab ID: 35326821001** Collected: 07/27/17 08:30 Received: 07/28/17 10:20 Matrix: Drinking Water

Parameters	Results	Units	PQL	MDL	DF	Prepared	Analyzed	CAS No.	Qual
504.1 GCS EDB and DBCP	Analytical Method: EPA 504.1 Preparation Method: EPA 504.1								
1,2-Dibromo-3-chloropropane	**<0.0060**	ug/L	0.019	0.0060	1	08/02/17 14:30	08/02/17 22:55	96-12-8	
1,2-Dibromoethane (EDB)	**<0.0070**	ug/L	0.0094	0.0070	1	08/02/17 14:30	08/02/17 22:55	106-93-4	
505 GCS Pesticides/PCBs	Analytical Method: EPA 505 Preparation Method: EPA 505								
Alachlor	**<0.20**	ug/L	0.20	0.20	1	08/03/17 12:51	08/03/17 16:39	15972-60-8	
Aldrin	**<0.025**	ug/L	0.025	0.025	1	08/03/17 12:51	08/03/17 16:39	309-00-2	
gamma-BHC (Lindane)	**<0.020**	ug/L	0.020	0.020	1	08/03/17 12:51	08/03/17 16:39	58-89-9	
Chlordane (Technical)	**<0.20**	ug/L	0.20	0.20	1	08/03/17 12:51	08/03/17 16:39	57-74-9	
Dieldrin	**<0.050**	ug/L	0.050	0.050	1	08/03/17 12:51	08/03/17 16:39	60-57-1	
Endrin	**<0.010**	ug/L	0.010	0.010	1	08/03/17 12:51	08/03/17 16:39	72-20-8	
Heptachlor	**<0.025**	ug/L	0.025	0.025	1	08/03/17 12:51	08/03/17 16:39	76-44-8	
Heptachlor epoxide	**<0.020**	ug/L	0.020	0.020	1	08/03/17 12:51	08/03/17 16:39	1024-57-3	
Hexachlorobenzene	**<0.10**	ug/L	0.10	0.10	1	08/03/17 12:51	08/03/17 16:39	118-74-1	
Hexachlorocyclopentadiene	**<0.10**	ug/L	0.10	0.10	1	08/03/17 12:51	08/03/17 16:39	77-47-4	
Methoxychlor	**<0.10**	ug/L	0.10	0.10	1	08/03/17 12:51	08/03/17 16:39	72-43-5	
PCB Screen	**<0.40**	ug/L	0.40	0.40	1	08/03/17 12:51	08/03/17 16:39		
Toxaphene	**<1.0**	ug/L	1.0	1.0	1	08/03/17 12:51	08/03/17 16:39	8001-35-2	
Surrogates									
Tetrachloro-m-xylene (S)	98	%.	30-150		1	08/03/17 12:51	08/03/17 16:39	877-09-8	
Decachlorobiphenyl (S)	67	%.	30-150		1	08/03/17 12:51	08/03/17 16:39	2051-24-3	
508.1 GCS Pesticides	Analytical Method: EPA 508.1 Preparation Method: EPA 508.1								
Alachlor	**<0.037**	ug/L	0.21	0.037	1	08/03/17 17:00	08/06/17 02:18	15972-60-8	
Atrazine	**<0.066**	ug/L	0.10	0.066	1	08/03/17 17:00	08/06/17 02:18	1912-24-9	
gamma-BHC (Lindane)	**<0.0031**	ug/L	0.021	0.0031	1	08/03/17 17:00	08/06/17 02:18	58-89-9	
Butachlor	**<0.028**	ug/L	0.10	0.028	1	08/03/17 17:00	08/06/17 02:18	23184-66-9	
Chlordane (Technical)	**<0.049**	ug/L	0.21	0.049	1	08/03/17 17:00	08/06/17 02:18	57-74-9	
Dieldrin	**<0.020**	ug/L	0.10	0.020	1	08/03/17 17:00	08/06/17 02:18	60-57-1	
Endrin	**<0.0073**	ug/L	0.010	0.0073	1	08/03/17 17:00	08/06/17 02:18	72-20-8	
Heptachlor	**<0.013**	ug/L	0.042	0.013	1	08/03/17 17:00	08/06/17 02:18	76-44-8	
Heptachlor epoxide	**<0.0031**	ug/L	0.021	0.0031	1	08/03/17 17:00	08/06/17 02:18	1024-57-3	
Hexachlorobenzene	**<0.020**	ug/L	0.10	0.020	1	08/03/17 17:00	08/06/17 02:18	118-74-1	
Hexachlorocyclopentadiene	**<0.034**	ug/L	0.10	0.034	1	08/03/17 17:00	08/06/17 02:18	77-47-4	
Methoxychlor	**<0.053**	ug/L	0.10	0.053	1	08/03/17 17:00	08/06/17 02:18	72-43-5	
Metolachlor	**<0.049**	ug/L	0.10	0.049	1	08/03/17 17:00	08/06/17 02:18	51218-45-2	
PCB, Total	**<0.084**	ug/L	0.10	0.084	1	08/03/17 17:00	08/06/17 02:18	1336-36-3	
Propachlor	**<0.031**	ug/L	0.10	0.031	1	08/03/17 17:00	08/06/17 02:18	1918-16-7	
Simazine	**<0.072**	ug/L	0.073	0.072	1	08/03/17 17:00	08/06/17 02:18	122-34-9	
Toxaphene	**<0.64**	ug/L	1.0	0.64	1	08/03/17 17:00	08/06/17 02:18	8001-35-2	
Surrogates									
Decachlorobiphenyl (S)	106	%	70-130		1	08/03/17 17:00	08/06/17 02:18	2051-24-3	
515.3 Chlorinated Herbicides	Analytical Method: EPA 515.3 Preparation Method: EPA 515.3								
2,4-D	**<0.081**	ug/L	0.10	0.081	1	08/01/17 09:25	08/04/17 18:26	94-75-7	
Dalapon	**<0.89**	ug/L	1.0	0.89	1	08/01/17 09:25	08/04/17 18:26	75-99-0	
Dicamba	**<0.067**	ug/L	0.10	0.067	1	08/01/17 09:25	08/04/17 18:26	1918-00-9	

This report shall not be reproduced, except in full,
without the written consent of Pace Analytical Services, LLC.

Pace Analytical Services, LLC
8 East Tower Circle
Ormond Beach, FL 32174
(386)672-5668

ANALYTICAL RESULTS

Project: LBG, Inc.
Pace Project No.: 35326821

Sample: C-21 **Lab ID: 35326821001** Collected: 07/27/17 08:30 Received: 07/28/17 10:20 Matrix: Drinking Water

Parameters	Results	Units	PQL	MDL	DF	Prepared	Analyzed	CAS No.	Qual
515.3 Chlorinated Herbicides	Analytical Method: EPA 515.3 Preparation Method: EPA 515.3								
Dinoseb	**<0.16**	ug/L	0.20	0.16	1	08/01/17 09:25	08/04/17 18:26	88-85-7	
Pentachlorophenol	**<0.030**	ug/L	0.040	0.030	1	08/01/17 09:25	08/04/17 18:26	87-86-5	
Picloram	**<0.094**	ug/L	0.10	0.094	1	08/01/17 09:25	08/04/17 18:26	1918-02-1	
2,4,5-TP (Silvex)	**<0.16**	ug/L	0.20	0.16	1	08/01/17 09:25	08/04/17 18:26	93-72-1	
Surrogates									
2,4-DCAA (S)	93	%	70-130		1	08/01/17 09:25	08/04/17 18:26	19719-28-9	
531.1 HPLC Carbamates	Analytical Method: EPA 531.1								
Aldicarb	**<0.64**	ug/L	2.0	0.64	1		07/29/17 03:50	116-06-3	P4
Aldicarb sulfone	**<0.37**	ug/L	2.0	0.37	1		07/29/17 03:50	1646-88-4	P4
Aldicarb sulfoxide	**<0.59**	ug/L	2.0	0.59	1		07/29/17 03:50	1646-87-3	P4
Carbofuran	**<0.32**	ug/L	2.0	0.32	1		07/29/17 03:50	1563-66-2	P4
3-Hydroxycarbofuran	**<0.45**	ug/L	2.0	0.45	1		07/29/17 03:50	16655-82-6	P4
Methomyl	**<0.57**	ug/L	2.0	0.57	1		07/29/17 03:50	16752-77-5	
Oxamyl	**<0.55**	ug/L	2.0	0.55	1		07/29/17 03:50	23135-22-0	P4
Carbaryl	**<0.27**	ug/L	2.0	0.27	1		07/29/17 03:50	63-25-2	P4
Surrogates									
BDMC (S)	114	%	80-120		1		07/29/17 03:50		P4
547 HPLC Glyphosate	Analytical Method: EPA 547								
Glyphosate	**<4.2**	ug/L	6.0	4.2	1		07/29/17 08:34		
549.2 HPLC Paraquat Diquat	Analytical Method: EPA 549.2 Preparation Method: EPA 549.2								
Diquat	**<0.30**	ug/L	0.40	0.30	1	08/02/17 21:30	08/03/17 08:12	85-00-7	
525.2 Base Neutral Extractable	Analytical Method: EPA 525.2 Preparation Method: EPA 525.2								
Benzo(a)pyrene	**<0.013**	ug/L	0.099	0.013	1	08/02/17 21:00	08/03/17 18:56	50-32-8	
bis(2-Ethylhexyl)adipate	**<0.38**	ug/L	1.6	0.38	1	08/02/17 21:00	08/03/17 18:56	103-23-1	
bis(2-Ethylhexyl)phthalate	**<0.49**	ug/L	2.0	0.49	1	08/02/17 21:00	08/03/17 18:56	117-81-7	
Metribuzin	**<0.15**	ug/L	0.30	0.15	1	08/02/17 21:00	08/03/17 18:56	21087-64-9	
Surrogates									
1,3-Dimethyl-2-nitrobenzene(S)	100	%	70-130		1	08/02/17 21:00	08/03/17 18:56	81209	
Perylene-d12 (S)	98	%	70-130		1	08/02/17 21:00	08/03/17 18:56	1520963	
Triphenylphosphate (S)	117	%	70-130		1	08/02/17 21:00	08/03/17 18:56	115-86-6	
548.1 GCS Endothall	Analytical Method: EPA 548.1 Preparation Method: EPA 548.1								
Endothall	**<4.3**	ug/L	9.0	4.3	1	08/02/17 00:20	08/08/17 07:03		

This report shall not be reproduced, except in full,
without the written consent of Pace Analytical Services, LLC.

Pace Analytical Services, LLC
8 East Tower Circle
Ormond Beach, FL 32174
(386)672-5668

QUALITY CONTROL DATA

Project: LBG, Inc.
Pace Project No.: 35326821

QC Batch: 384072 | Analysis Method: EPA 531.1
QC Batch Method: EPA 531.1 | Analysis Description: 531.1 HPLC Carbamate
Associated Lab Samples: 35326821001

METHOD BLANK: 2085431 | Matrix: Water
Associated Lab Samples: 35326821001

Parameter	Units	Blank Result	Reporting Limit	MDL	Analyzed	Qualifiers
3-Hydroxycarbofuran	ug/L	<0.45	2.0	0.45	07/29/17 00:00	
Aldicarb	ug/L	<0.64	2.0	0.64	07/29/17 00:00	
Aldicarb sulfone	ug/L	<0.37	2.0	0.37	07/29/17 00:00	
Aldicarb sulfoxide	ug/L	<0.59	2.0	0.59	07/29/17 00:00	
Carbaryl	ug/L	<0.27	2.0	0.27	07/29/17 00:00	
Carbofuran	ug/L	<0.32	2.0	0.32	07/29/17 00:00	
Methomyl	ug/L	<0.57	2.0	0.57	07/29/17 00:00	
Oxamyl	ug/L	<0.55	2.0	0.55	07/29/17 00:00	
BDMC (S)	%	114	80-120		07/29/17 00:00	

LABORATORY CONTROL SAMPLE: 2085432

Parameter	Units	Spike Conc.	LCS Result	LCS % Rec	% Rec Limits	Qualifiers
3-Hydroxycarbofuran	ug/L	10	10.8	108	80-120	
Aldicarb	ug/L	10	11.1	111	80-120	
Aldicarb sulfone	ug/L	10	11.0	110	80-120	
Aldicarb sulfoxide	ug/L	10	9.4	94	80-120	
Carbaryl	ug/L	10	10.2	102	80-120	
Carbofuran	ug/L	10	11.1	111	80-120	
Methomyl	ug/L	10	10.4	104	80-120	
Oxamyl	ug/L	10	10.5	105	80-120	
BDMC (S)	%			104	80-120	

MATRIX SPIKE & MATRIX SPIKE DUPLICATE: 2085433 2085434

Parameter	Units	50176222002 Result	MS Spike Conc.	MSD Spike Conc.	MS Result	MSD Result	MS % Rec	MSD % Rec	% Rec Limits	RPD	Max RPD	Qual
3-Hydroxycarbofuran	ug/L	ND	10	10	10.5	11.6	105	116	80-120	10	20	
Aldicarb	ug/L	ND	10	10	11.1	11.8	111	118	80-120	6	20	
Aldicarb sulfone	ug/L	ND	10	10	11.0	11.8	110	118	80-120	7	20	
Aldicarb sulfoxide	ug/L	ND	10	10	9.4	9.9	94	99	80-120	6	20	
Carbaryl	ug/L	ND	10	10	10.2	11.0	102	110	80-120	7	20	
Carbofuran	ug/L	ND	10	10	10.7	11.8	107	118	80-120	9	20	
Methomyl	ug/L	ND	10	10	10.3	11.0	103	110	80-120	6	20	
Oxamyl	ug/L	ND	10	10	10.6	10.8	106	108	80-120	2	20	
BDMC (S)	%						109	112	80-120			

Results presented on this page are in the units indicated by the "Units" column except where an alternate unit is presented to the right of the result.

REPORT OF LABORATORY ANALYSIS

This report shall not be reproduced, except in full,
without the written consent of Pace Analytical Services, LLC.

Pace Analytical Services, LLC
8 East Tower Circle
Ormond Beach, FL 32174
(386)672-5668

QUALITY CONTROL DATA

Project: LBG, Inc.
Pace Project No.: 35326821

QC Batch: 384078 | Analysis Method: EPA 547
QC Batch Method: EPA 547 | Analysis Description: 547 HPLC Glyphosate
Associated Lab Samples: 35326821001

METHOD BLANK: 2085508 | Matrix: Water
Associated Lab Samples: 35326821001

Parameter	Units	Blank Result	Reporting Limit	MDL	Analyzed	Qualifiers
Glyphosate	ug/L	<4.2	6.0	4.2	07/29/17 04:09	

LABORATORY CONTROL SAMPLE: 2085509

Parameter	Units	Spike Conc.	LCS Result	LCS % Rec	% Rec Limits	Qualifiers
Glyphosate	ug/L	50	47.2	94	80-120	

MATRIX SPIKE & MATRIX SPIKE DUPLICATE: 2085510 2085511

Parameter	Units	50176222002 Result	MS Spike Conc.	MSD Spike Conc.	MS Result	MSD Result	MS % Rec	MSD % Rec	% Rec Limits	RPD	Max RPD	Qual
Glyphosate	ug/L	ND	50	50	49.2	48.5	98	97	80-120	1	30	

MATRIX SPIKE & MATRIX SPIKE DUPLICATE: 2085512 2085513

Parameter	Units	35326734008 Result	MS Spike Conc.	MSD Spike Conc.	MS Result	MSD Result	MS % Rec	MSD % Rec	% Rec Limits	RPD	Max RPD	Qual
Glyphosate	ug/L	<4.2	50	50	52.8	48.9	106	98	80-120	8	30	

Results presented on this page are in the units indicated by the "Units" column except where an alternate unit is presented to the right of the result.

This report shall not be reproduced, except in full,
without the written consent of Pace Analytical Services, LLC.

Pace Analytical Services, LLC
8 East Tower Circle
Ormond Beach, FL 32174
(386)672-5668

QUALITY CONTROL DATA

Project: LBG, Inc.
Pace Project No.: 35326821

QC Batch: 384637 | Analysis Method: EPA 504.1
QC Batch Method: EPA 504.1 | Analysis Description: 504 EDB DBCP
Associated Lab Samples: 35326821001

METHOD BLANK: 2088603 | Matrix: Water
Associated Lab Samples: 35326821001

Parameter	Units	Blank Result	Reporting Limit	MDL	Analyzed	Qualifiers
1,2-Dibromo-3-chloropropane	ug/L	<0.0064	0.020	0.0064	08/02/17 21:41	
1,2-Dibromoethane (EDB)	ug/L	<0.0075	0.010	0.0075	08/02/17 21:41	

LABORATORY CONTROL SAMPLE & LCSD: 2088604 2089408

Parameter	Units	Spike Conc.	LCS Result	LCSD Result	LCS % Rec	LCSD % Rec	% Rec Limits	RPD	Max RPD	Qualifiers
1,2-Dibromo-3-chloropropane	ug/L	.25	0.27	0.28	108	110	70-130	2	40	
1,2-Dibromoethane (EDB)	ug/L	.25	0.26	0.27	104	110	70-130	5	40	

MATRIX SPIKE & MATRIX SPIKE DUPLICATE: 2089242 2089243

Parameter	Units	35327041001 Result	MS Spike Conc.	MSD Spike Conc.	MS Result	MSD Result	MS % Rec	MSD % Rec	% Rec Limits	RPD	Max RPD	Qual
1,2-Dibromo-3-chloropropane	ug/L	0.0063U	.44	.44	0.58	0.62	134	141	65-135	5	40	M1
1,2-Dibromoethane (EDB)	ug/L	0.0074U	.44	.44	0.52	0.57	119	130	65-135	9	40	

Results presented on this page are in the units indicated by the "Units" column except where an alternate unit is presented to the right of the result.

REPORT OF LABORATORY ANALYSIS

This report shall not be reproduced, except in full,
without the written consent of Pace Analytical Services, LLC.

Pace Analytical Services, LLC
8 East Tower Circle
Ormond Beach, FL 32174
(386)672-5668

QUALITY CONTROL DATA

Project: LBG, Inc.
Pace Project No.: 35326821

QC Batch: 33932 | Analysis Method: EPA 505
QC Batch Method: EPA 505 | Analysis Description: 505 GCS Pesticides
Associated Lab Samples: 35326821001

METHOD BLANK: 157655 | Matrix: Water
Associated Lab Samples: 35326821001

Parameter	Units	Blank Result	Reporting Limit	MDL	Analyzed	Qualifiers
Alachlor	ug/L	<0.20	0.20	0.20	08/03/17 15:11	
Aldrin	ug/L	<0.025	0.025	0.025	08/03/17 15:11	
Chlordane (Technical)	ug/L	<0.20	0.20	0.20	08/03/17 15:11	
Dieldrin	ug/L	<0.050	0.050	0.050	08/03/17 15:11	
Endrin	ug/L	<0.010	0.010	0.010	08/03/17 15:11	
gamma-BHC (Lindane)	ug/L	<0.020	0.020	0.020	08/03/17 15:11	
Heptachlor	ug/L	<0.025	0.025	0.025	08/03/17 15:11	
Heptachlor epoxide	ug/L	<0.020	0.020	0.020	08/03/17 15:11	
Hexachlorobenzene	ug/L	<0.10	0.10	0.10	08/03/17 15:11	
Hexachlorocyclopentadiene	ug/L	<0.10	0.10	0.10	08/03/17 15:11	
Methoxychlor	ug/L	<0.10	0.10	0.10	08/03/17 15:11	
PCB Screen	ug/L	<0.40	0.40	0.40	08/03/17 15:11	
Toxaphene	ug/L	<1.0	1.0	1.0	08/03/17 15:11	
Decachlorobiphenyl (S)	%.	90	30-150		08/03/17 15:11	
Tetrachloro-m-xylene (S)	%.	100	30-150		08/03/17 15:11	

LABORATORY CONTROL SAMPLE: 157656

Parameter	Units	Spike Conc.	LCS Result	LCS % Rec	% Rec Limits	Qualifiers
Alachlor	ug/L	.48	0.45	94	70-130	
Aldrin	ug/L	.048	0.045	93	70-130	
Chlordane (Technical)	ug/L		<0.20			
Dieldrin	ug/L	.048	<0.050	87	70-130	
Endrin	ug/L	.048	0.038	80	70-130	
gamma-BHC (Lindane)	ug/L	.048	0.048	101	70-130	
Heptachlor	ug/L	.048	0.044	92	70-130	
Heptachlor epoxide	ug/L	.048	0.043	89	70-130	
Hexachlorobenzene	ug/L	.048	<0.10	90	70-130	
Hexachlorocyclopentadiene	ug/L	.048	<0.10	91	70-130	
Methoxychlor	ug/L	.24	0.21	89	70-130	
PCB Screen	ug/L		<0.40			
Toxaphene	ug/L		<1.0			
Decachlorobiphenyl (S)	%.			97	30-150	
Tetrachloro-m-xylene (S)	%.			105	30-150	

Results presented on this page are in the units indicated by the "Units" column except where an alternate unit is presented to the right of the result.

REPORT OF LABORATORY ANALYSIS

This report shall not be reproduced, except in full,
without the written consent of Pace Analytical Services, LLC.

Pace Analytical Services, LLC
8 East Tower Circle
Ormond Beach, FL 32174
(386)672-5668

QUALITY CONTROL DATA

Project: LBG, Inc.
Pace Project No.: 35326821

LABORATORY CONTROL SAMPLE: 157657

Parameter	Units	Spike Conc.	LCS Result	LCS % Rec	% Rec Limits	Qualifiers
Alachlor	ug/L		<0.20			
Aldrin	ug/L		<0.025			
Chlordane (Technical)	ug/L		<0.20			
Dieldrin	ug/L		<0.050			
Endrin	ug/L		<0.010			
gamma-BHC (Lindane)	ug/L		<0.020			
Heptachlor	ug/L		<0.025			
Heptachlor epoxide	ug/L		<0.020			
Hexachlorobenzene	ug/L		<0.10			
Hexachlorocyclopentadiene	ug/L		<0.10			
Methoxychlor	ug/L		<0.10			
PCB Screen	ug/L		<0.40			
Toxaphene	ug/L	18.3	17.8	98	70-130	
Decachlorobiphenyl (S)	%.			115	30-150	
Tetrachloro-m-xylene (S)	%.			99	30-150	

LABORATORY CONTROL SAMPLE: 157658

Parameter	Units	Spike Conc.	LCS Result	LCS % Rec	% Rec Limits	Qualifiers
Alachlor	ug/L	.095	<0.20	109	70-130	
Aldrin	ug/L	.0095	<0.025	109	70-130	
Chlordane (Technical)	ug/L		<0.20			
Dieldrin	ug/L	.0095	<0.050	98	70-130	
Endrin	ug/L	.0095	<0.010	95	70-130	
gamma-BHC (Lindane)	ug/L	.0095	<0.020	96	70-130	
Heptachlor	ug/L	.0095	<0.025	100	70-130	
Heptachlor epoxide	ug/L	.0095	<0.020	98	70-130	
Hexachlorobenzene	ug/L	.0095	<0.10	100	70-130	
Hexachlorocyclopentadiene	ug/L	.0095	<0.10	87	70-130	
Methoxychlor	ug/L	.048	<0.10	95	70-130	
PCB Screen	ug/L		<0.40			
Toxaphene	ug/L		<1.0			
Decachlorobiphenyl (S)	%.			87	30-150	
Tetrachloro-m-xylene (S)	%.			97	30-150	

MATRIX SPIKE SAMPLE: 157659

Parameter	Units	7025913001 Result	Spike Conc.	MS Result	MS % Rec	% Rec Limits	Qualifiers
Alachlor	ug/L	<0.20		<0.20			
Aldrin	ug/L	<0.025		<0.025			
Chlordane (Technical)	ug/L	<0.20		<0.20			
Dieldrin	ug/L	<0.050		<0.050			
Endrin	ug/L	<0.010		<0.010			
gamma-BHC (Lindane)	ug/L	<0.020		<0.020			

Results presented on this page are in the units indicated by the "Units" column except where an alternate unit is presented to the right of the result.

REPORT OF LABORATORY ANALYSIS

This report shall not be reproduced, except in full,
without the written consent of Pace Analytical Services, LLC.

Pace Analytical Services, LLC
8 East Tower Circle
Ormond Beach, FL 32174
(386)672-5668

QUALITY CONTROL DATA

Project: LBG, Inc.
Pace Project No.: 35326821

MATRIX SPIKE SAMPLE: 157659

Parameter	Units	7025913001 Result	Spike Conc.	MS Result	MS % Rec	% Rec Limits	Qualifiers
Heptachlor	ug/L	<0.025		<0.025			
Heptachlor epoxide	ug/L	<0.020		<0.020			
Hexachlorobenzene	ug/L	<0.10		<0.10			
Hexachlorocyclopentadiene	ug/L	<0.10		<0.10			
Methoxychlor	ug/L	<0.10		0.55			
PCB Screen	ug/L	<0.40		<0.40			
Toxaphene	ug/L	<1.0	18.3	15.8	86	65-135	
Decachlorobiphenyl (S)	%.				117	30-150	
Tetrachloro-m-xylene (S)	%.				101	30-150	

Results presented on this page are in the units indicated by the "Units" column except where an alternate unit is presented to the right of the result.

This report shall not be reproduced, except in full,
without the written consent of Pace Analytical Services, LLC.

Pace Analytical Services, LLC
8 East Tower Circle
Ormond Beach, FL 32174
(386)672-5668

QUALITY CONTROL DATA

Project: LBG, Inc.
Pace Project No.: 35326821

QC Batch: 384956 | Analysis Method: EPA 508.1
QC Batch Method: EPA 508.1 | Analysis Description: 508 GCS Pesticide
Associated Lab Samples: 35326821001

METHOD BLANK: 2090536 | Matrix: Water
Associated Lab Samples: 35326821001

Parameter	Units	Blank Result	Reporting Limit	MDL	Analyzed	Qualifiers
Alachlor	ug/L	<0.035	0.20	0.035	08/06/17 00:04	
Atrazine	ug/L	<0.063	0.10	0.063	08/06/17 00:04	
Butachlor	ug/L	<0.027	0.10	0.027	08/06/17 00:04	
Chlordane (Technical)	ug/L	<0.047	0.20	0.047	08/06/17 00:04	
Dieldrin	ug/L	<0.019	0.10	0.019	08/06/17 00:04	
Endrin	ug/L	<0.0070	0.010	0.0070	08/06/17 00:04	
gamma-BHC (Lindane)	ug/L	<0.0030	0.020	0.0030	08/06/17 00:04	
Heptachlor	ug/L	<0.012	0.040	0.012	08/06/17 00:04	
Heptachlor epoxide	ug/L	<0.0030	0.020	0.0030	08/06/17 00:04	
Hexachlorobenzene	ug/L	<0.019	0.10	0.019	08/06/17 00:04	
Hexachlorocyclopentadiene	ug/L	<0.032	0.10	0.032	08/06/17 00:04	
Methoxychlor	ug/L	<0.051	0.10	0.051	08/06/17 00:04	
Metolachlor	ug/L	<0.047	0.10	0.047	08/06/17 00:04	
Propachlor	ug/L	<0.030	0.10	0.030	08/06/17 00:04	
Simazine	ug/L	<0.069	0.070	0.069	08/06/17 00:04	
Toxaphene	ug/L	<0.61	1.0	0.61	08/06/17 00:04	
Decachlorobiphenyl (S)	%	88	70-130		08/06/17 00:04	

LABORATORY CONTROL SAMPLE: 2090537

Parameter	Units	Spike Conc.	LCS Result	LCS % Rec	% Rec Limits	Qualifiers
Alachlor	ug/L	1	0.92	92	70-130	
Atrazine	ug/L	1.2	1.2	95	70-130	
Butachlor	ug/L	.5	0.46	93	70-130	
Chlordane (Technical)	ug/L		<0.047			
Dieldrin	ug/L	.5	0.46	91	70-130	
Endrin	ug/L	.05	0.047	94	70-130	
gamma-BHC (Lindane)	ug/L	.1	0.097	97	70-130	
Heptachlor	ug/L	.2	0.16	78	70-130	
Heptachlor epoxide	ug/L	.1	0.092	92	70-130	
Hexachlorobenzene	ug/L	.5	0.42	85	70-130	
Hexachlorocyclopentadiene	ug/L	.5	0.41	82	70-130	
Methoxychlor	ug/L	.5	0.50	100	70-130	
Metolachlor	ug/L	.5	0.47	94	70-130	
Propachlor	ug/L	.5	0.46	91	70-130	
Simazine	ug/L	.88	1.0	117	70-130	
Toxaphene	ug/L		<0.61			
Decachlorobiphenyl (S)	%			93	70-130	

Results presented on this page are in the units indicated by the "Units" column except where an alternate unit is presented to the right of the result.

This report shall not be reproduced, except in full,
without the written consent of Pace Analytical Services, LLC.

Pace Analytical Services, LLC
8 East Tower Circle
Ormond Beach, FL 32174
(386)672-5668

QUALITY CONTROL DATA

Project: LBG, Inc.
Pace Project No.: 35326821

MATRIX SPIKE & MATRIX SPIKE DUPLICATE: 2091331 2091332

Parameter	Units	35327017001 Result	MS Spike Conc.	MSD Spike Conc.	MS Result	MSD Result	MS % Rec	MSD % Rec	% Rec Limits	RPD	Max RPD	Qual
Alachlor	ug/L	0.033U	2	2	2.6	2.6	131	129	65-135	2	40	
Atrazine	ug/L	0.060U	2.5	2.5	3.0	2.4	122	98	65-135	22	40	
Butachlor	ug/L	0.026U	1	1	1.3	1.2	131	119	65-135	9	40	
Chlordane (Technical)	ug/L	0.045U			<0.094	<0.094					40	
Dieldrin	ug/L	0.018U	1	1	0.99	0.94	99	94	65-135	5	40	
Endrin	ug/L	0.0067U	.1	.1	0.071	0.20	71	201	65-135	95	40	M1,R1
gamma-BHC (Lindane)	ug/L	0.0029U	.2	.2	0.22	0.22	108	110	65-135	2	40	
Heptachlor	ug/L	0.011U	.4	.4	0.44	0.44	110	109	65-135	1	40	
Heptachlor epoxide	ug/L	0.0029U	.2	.2	0.17	0.17	85	85	65-135	1	40	
Hexachlorobenzene	ug/L	0.018U	1	1	0.92	0.89	92	89	65-135	3	40	
Hexachlorocyclopentadiene	ug/L	0.030U	1	1	1.1	1.1	107	105	65-135	1	40	
Methoxychlor	ug/L	0.049U	1	1	1.3	1.4	135	137	65-135	1	40	M1
Metolachlor	ug/L	0.045U	1	1	1.0	1.3	100	132	65-135	28	40	
Propachlor	ug/L	0.029U	1	1	2.5	2.7	253	268	65-135	6	40	M1
Simazine	ug/L	0.066U	1.8	1.8	3.4	3.3	192	188	65-135	2	40	M1
Toxaphene	ug/L	0.58U			<1.2	<1.2					40	
Decachlorobiphenyl (S)	%						100	99	70-130		40	

Results presented on this page are in the units indicated by the "Units" column except where an alternate unit is presented to the right of the result.

REPORT OF LABORATORY ANALYSIS

This report shall not be reproduced, except in full,
without the written consent of Pace Analytical Services, LLC.

Pace Analytical Services, LLC
8 East Tower Circle
Ormond Beach, FL 32174
(386)672-5668

QUALITY CONTROL DATA

Project: LBG, Inc.
Pace Project No.: 35326821

QC Batch: 384402 | Analysis Method: EPA 515.3
QC Batch Method: EPA 515.3 | Analysis Description: 5153 GCS Herbicides
Associated Lab Samples: 35326821001

METHOD BLANK: 2086953 | Matrix: Water
Associated Lab Samples: 35326821001

Parameter	Units	Blank Result	Reporting Limit	MDL	Analyzed	Qualifiers
2,4,5-TP (Silvex)	ug/L	<0.16	0.20	0.16	08/04/17 14:32	
2,4-D	ug/L	<0.081	0.10	0.081	08/04/17 14:32	
Dalapon	ug/L	<0.89	1.0	0.89	08/04/17 14:32	
Dicamba	ug/L	<0.067	0.10	0.067	08/04/17 14:32	
Dinoseb	ug/L	<0.16	0.20	0.16	08/04/17 14:32	
Pentachlorophenol	ug/L	<0.030	0.040	0.030	08/04/17 14:32	
Picloram	ug/L	<0.094	0.10	0.094	08/04/17 14:32	
2,4-DCAA (S)	%	96	70-130		08/04/17 14:32	

LABORATORY CONTROL SAMPLE: 2086954

Parameter	Units	Spike Conc.	LCS Result	LCS % Rec	% Rec Limits	Qualifiers
2,4,5-TP (Silvex)	ug/L	1	1.0	104	70-130	
2,4-D	ug/L	.5	0.55	110	70-130	
Dalapon	ug/L	5	5.1	102	70-130	
Dicamba	ug/L	.5	0.48	97	70-130	
Dinoseb	ug/L	1	1.0	100	70-130	
Pentachlorophenol	ug/L	.2	0.20	99	70-130	
Picloram	ug/L	.5	0.60	120	70-130	
2,4-DCAA (S)	%			91	70-130	

MATRIX SPIKE & MATRIX SPIKE DUPLICATE: 2087342 2087343

Parameter	Units	35326789001 Result	MS Spike Conc.	MSD Spike Conc.	MS Result	MSD Result	MS % Rec	MSD % Rec	% Rec Limits	RPD	Max RPD	Qual
2,4,5-TP (Silvex)	ug/L	0.00016U mg/L	1	1	1.1	1.1	111	112	70-130	1	40	
2,4-D	ug/L	0.000081 U mg/L	.5	.5	0.69	0.47	138	95	70-130	37	40	M1
Dalapon	ug/L	0.00089U mg/L	5	5	6.5	6.1	130	122	70-130	6	40	
Dicamba	ug/L	0.067U	.5	.5	0.49	0.47	98	93	70-130	5	40	
Dinoseb	ug/L	0.00016U mg/L	1	1	1.0	0.97	100	97	70-130	3	40	
Pentachlorophenol	ug/L	0.000030 U mg/L	.2	.2	0.20	0.20	100	98	70-130	2	40	
Picloram	ug/L	0.000094 U mg/L	.5	.5	0.71	0.73	142	146	70-130	3	40	M1
2,4-DCAA (S)	%						103	101	70-130			

Results presented on this page are in the units indicated by the "Units" column except where an alternate unit is presented to the right of the result.

REPORT OF LABORATORY ANALYSIS

This report shall not be reproduced, except in full,
without the written consent of Pace Analytical Services, LLC.

Pace Analytical Services, LLC
8 East Tower Circle
Ormond Beach, FL 32174
(386)672-5668

QUALITY CONTROL DATA

Project: LBG, Inc.
Pace Project No.: 35326821

MATRIX SPIKE & MATRIX SPIKE DUPLICATE: 2088993 2088994

Parameter	Units	35327041001 Result	MS Spike Conc.	MSD Spike Conc.	MS Result	MSD Result	MS % Rec	MSD % Rec	% Rec Limits	RPD	Max RPD	Qual
2,4,5-TP (Silvex)	ug/L	0.16U	1	1	1.2	1.2	117	119	70-130	2	40	
2,4-D	ug/L	0.081U	.5	.5	0.63	0.64	126	128	70-130	2	40	
Dalapon	ug/L	0.89U	5	5	5.8	5.7	116	114	70-130	2	40	
Dicamba	ug/L	0.067U	.5	.5	0.51	0.50	102	101	70-130	1	40	
Dinoseb	ug/L	0.16U	1	1	1.1	1.1	108	107	70-130	0	40	
Pentachlorophenol	ug/L	0.030U	.2	.2	0.21	0.21	106	107	70-130	1	40	
Picloram	ug/L	0.094U	.5	.5	0.61	0.73	121	145	70-130	18	40	M1
2,4-DCAA (S)	%						108	105	70-130			

Results presented on this page are in the units indicated by the "Units" column except where an alternate unit is presented to the right of the result.

This report shall not be reproduced, except in full,
without the written consent of Pace Analytical Services, LLC.

Pace Analytical Services, LLC
8 East Tower Circle
Ormond Beach, FL 32174
(386)672-5668

QUALITY CONTROL DATA

Project: LBG, Inc.
Pace Project No.: 35326821

QC Batch: 384645 | Analysis Method: EPA 525.2
QC Batch Method: EPA 525.2 | Analysis Description: 525.2 Base Neutral Extractables
Associated Lab Samples: 35326821001

METHOD BLANK: 2088620 | Matrix: Water
Associated Lab Samples: 35326821001

Parameter	Units	Blank Result	Reporting Limit	MDL	Analyzed	Qualifiers
Benzo(a)pyrene	ug/L	<0.013	0.10	0.013	08/03/17 16:09	
bis(2-Ethylhexyl)adipate	ug/L	<0.38	1.6	0.38	08/03/17 16:09	
bis(2-Ethylhexyl)phthalate	ug/L	<0.50	2.0	0.50	08/03/17 16:09	
Metribuzin	ug/L	<0.15	0.30	0.15	08/03/17 16:09	
1,3-Dimethyl-2-nitrobenzene(S)	%	100	70-130		08/03/17 16:09	
Perylene-d12 (S)	%	79	70-130		08/03/17 16:09	
Triphenylphosphate (S)	%	106	70-130		08/03/17 16:09	

LABORATORY CONTROL SAMPLE: 2088621

Parameter	Units	Spike Conc.	LCS Result	LCS % Rec	% Rec Limits	Qualifiers
Benzo(a)pyrene	ug/L	.4	0.32	80	70-130	
bis(2-Ethylhexyl)adipate	ug/L	6.4	7.9	123	70-130	
bis(2-Ethylhexyl)phthalate	ug/L	8	9.0	112	70-130	
Metribuzin	ug/L	1.2	1.0	85	70-130	
1,3-Dimethyl-2-nitrobenzene(S)	%			97	70-130	
Perylene-d12 (S)	%			83	70-130	
Triphenylphosphate (S)	%			104	70-130	

MATRIX SPIKE & MATRIX SPIKE DUPLICATE: 2090365 2090366

Parameter	Units	35326706001 Result	MS Spike Conc.	MSD Spike Conc.	MS Result	MSD Result	MS % Rec	MSD % Rec	% Rec Limits	RPD	Max RPD	Qual
Benzo(a)pyrene	ug/L	0.013U	.8	.8	0.80	0.89	100	111	70-130	11	40	
bis(2-Ethylhexyl)adipate	ug/L	0.39U	12.8	12.8	13.6	13.8	106	108	70-130	2	40	
bis(2-Ethylhexyl)phthalate	ug/L	0.51U	16	16	16.2	16.5	102	103	70-130	1	40	
Metribuzin	ug/L	0.15U	2.4	2.4	<0.30	<0.30	0	11	70-130		40	M1
1,3-Dimethyl-2-nitrobenzene(S)	%						97	97	70-130			
Perylene-d12 (S)	%						97	99	70-130			
Triphenylphosphate (S)	%						93	99	70-130			

Results presented on this page are in the units indicated by the "Units" column except where an alternate unit is presented to the right of the result.

REPORT OF LABORATORY ANALYSIS

This report shall not be reproduced, except in full,
without the written consent of Pace Analytical Services, LLC.

Pace Analytical Services, LLC
8 East Tower Circle
Ormond Beach, FL 32174
(386)672-5668

QUALITY CONTROL DATA

Project: LBG, Inc.
Pace Project No.: 35326821

QC Batch: 384603 | Analysis Method: EPA 548.1
QC Batch Method: EPA 548.1 | Analysis Description: 548 GCS Endothall
Associated Lab Samples: 35326821001

METHOD BLANK: 2088244 | Matrix: Water
Associated Lab Samples: 35326821001

Parameter	Units	Blank Result	Reporting Limit	MDL	Analyzed	Qualifiers
Endothall	ug/L	<4.3	9.0	4.3	08/08/17 03:25	

LABORATORY CONTROL SAMPLE: 2088245

Parameter	Units	Spike Conc.	LCS Result	LCS % Rec	% Rec Limits	Qualifiers
Endothall	ug/L	50	43.3	87	80-120	

MATRIX SPIKE & MATRIX SPIKE DUPLICATE: 2088667 2088668

Parameter	Units	35326771004 Result	MS Spike Conc.	MSD Spike Conc.	MS Result	MSD Result	MS % Rec	MSD % Rec	% Rec Limits	RPD	Max RPD	Qual
Endothall	ug/L	<4.3	50	50	32.6	28.2	65	56	80-120	14	30	M1

MATRIX SPIKE & MATRIX SPIKE DUPLICATE: 2088669 2088670

Parameter	Units	35326771005 Result	MS Spike Conc.	MSD Spike Conc.	MS Result	MSD Result	MS % Rec	MSD % Rec	% Rec Limits	RPD	Max RPD	Qual
Endothall	ug/L	<4.3	50	50	31.8	37.6	64	75	80-120	17	30	M1

Results presented on this page are in the units indicated by the "Units" column except where an alternate unit is presented to the right of the result.

This report shall not be reproduced, except in full,
without the written consent of Pace Analytical Services, LLC.

Pace Analytical Services, LLC
8 East Tower Circle
Ormond Beach, FL 32174
(386)672-5668

QUALITY CONTROL DATA

Project: LBG, Inc.
Pace Project No.: 35326821

QC Batch: 384638 | Analysis Method: EPA 549.2
QC Batch Method: EPA 549.2 | Analysis Description: 549 HPLC Paraquat Diquat
Associated Lab Samples: 35326821001

METHOD BLANK: 2088605 | Matrix: Water
Associated Lab Samples: 35326821001

Parameter	Units	Blank Result	Reporting Limit	MDL	Analyzed	Qualifiers
Diquat	ug/L	<0.30	0.40	0.30	08/03/17 06:02	

LABORATORY CONTROL SAMPLE: 2088606

Parameter	Units	Spike Conc.	LCS Result	LCS % Rec	% Rec Limits	Qualifiers
Diquat	ug/L	2	1.4	72	70-130	

MATRIX SPIKE & MATRIX SPIKE DUPLICATE: 2090355 2090356

Parameter	Units	35326734004 Result	MS Spike Conc.	MSD Spike Conc.	MS Result	MSD Result	MS % Rec	MSD % Rec	% Rec Limits	RPD	Max RPD	Qual
Diquat	ug/L	<0.30	2	2	1.5	1.4	77	68	70-130	12	30	M1

MATRIX SPIKE & MATRIX SPIKE DUPLICATE: 2090357 2090358

Parameter	Units	35326734005 Result	MS Spike Conc.	MSD Spike Conc.	MS Result	MSD Result	MS % Rec	MSD % Rec	% Rec Limits	RPD	Max RPD	Qual
Diquat	ug/L	<0.30	2	2	1.4	1.5	70	74	70-130	5	30	

Results presented on this page are in the units indicated by the "Units" column except where an alternate unit is presented to the right of the result.

This report shall not be reproduced, except in full,
without the written consent of Pace Analytical Services, LLC.

Pace Analytical Services, LLC
8 East Tower Circle
Ormond Beach, FL 32174
(386)672-5668

ANALYTICAL RESULTS - RADIOCHEMISTRY

Project: LBG, Inc.
Pace Project No.: 35326821

Sample: C-21 **Lab ID: 35326821001** Collected: 07/27/17 08:30 Received: 07/28/17 10:20 Matrix: Drinking Water
PWS: Site ID: Sample Type:

Parameters	Method	Act ± Unc (MDC) Carr Trac	Units	Analyzed	CAS No.	Qual
Gross Alpha	EPA 900.0	**1.64U ± 0.631 (1.64)** **C:NA T:NA**	pCi/L	08/08/17 08:12	12587-46-1	
Gross Beta	EPA 900.0	**1.70U ± 0.644 (1.70)** **C:NA T:NA**	pCi/L	08/08/17 08:12	12587-47-2	
Radium-226	EPA 903.1	**0.812U ± 0.513 (0.812)** **C:NA T:97%**	pCi/L	08/08/17 11:37	13982-63-3	
Radium-228	EPA 904.0	**0.729U ± 0.341 (0.729)** **C:77% T:81%**	pCi/L	08/07/17 11:38	15262-20-1	
Total Uranium	ASTM D5174-97	**0.130 ± 0.006 (0.193)** **C:NA T:NA**	ug/L	08/10/17 13:11	7440-61-1	

This report shall not be reproduced, except in full,
without the written consent of Pace Analytical Services, LLC.

Pace Analytical Services, LLC
8 East Tower Circle
Ormond Beach, FL 32174
(386)672-5668

QUALITY CONTROL - RADIOCHEMISTRY

Project: LBG, Inc.
Pace Project No.: 35326821

QC Batch: 267061 | Analysis Method: EPA 904.0
QC Batch Method: EPA 904.0 | Analysis Description: 904.0 Radium 228
Associated Lab Samples: 35326821001

METHOD BLANK: 1314773 | Matrix: Water
Associated Lab Samples: 35326821001

Parameter	Act ± Unc (MDC) Carr Trac	Units	Analyzed	Qualifiers
Radium-228	0.470 ± 0.374 (0.743) C:79% T:78%	pCi/L	08/07/17 11:37	

Results presented on this page are in the units indicated by the "Units" column except where an alternate unit is presented to the right of the result.

This report shall not be reproduced, except in full,
without the written consent of Pace Analytical Services, LLC.

Pace Analytical Services, LLC
8 East Tower Circle
Ormond Beach, FL 32174
(386)672-5668

QUALITY CONTROL - RADIOCHEMISTRY

Project: LBG, Inc.
Pace Project No.: 35326821

QC Batch: 267622
QC Batch Method: ASTM D5174-97
Analysis Method: ASTM D5174-97
Analysis Description: D5174.97 Total Uranium KPA
Associated Lab Samples: 35326821001

METHOD BLANK: 1317375
Matrix: Water
Associated Lab Samples: 35326821001

Parameter	Act ± Unc (MDC) Carr Trac	Units	Analyzed	Qualifiers
Total Uranium	0.274 ± 0.012 (0.193) C:NA T:NA	ug/L	08/09/17 17:24	

Results presented on this page are in the units indicated by the "Units" column except where an alternate unit is presented to the right of the result.

This report shall not be reproduced, except in full,
without the written consent of Pace Analytical Services, LLC.

Pace Analytical Services, LLC
8 East Tower Circle
Ormond Beach, FL 32174
(386)672-5668

QUALITY CONTROL - RADIOCHEMISTRY

Project: LBG, Inc.
Pace Project No.: 35326821

QC Batch: 267063 | Analysis Method: EPA 900.0
QC Batch Method: EPA 900.0 | Analysis Description: 900.0 Gross Alpha/Beta
Associated Lab Samples: 35326821001

METHOD BLANK: 1314775 | Matrix: Water
Associated Lab Samples: 35326821001

Parameter	Act ± Unc (MDC) Carr Trac	Units	Analyzed	Qualifiers
Gross Alpha	0.281 ± 0.459 (0.989) C:NA T:NA	pCi/L	08/08/17 08:11	
Gross Beta	0.578 ± 0.807 (1.77) C:NA T:NA	pCi/L	08/08/17 08:11	

Results presented on this page are in the units indicated by the "Units" column except where an alternate unit is presented to the right of the result.

This report shall not be reproduced, except in full,
without the written consent of Pace Analytical Services, LLC.

Pace Analytical Services, LLC
8 East Tower Circle
Ormond Beach, FL 32174
(386)672-5668

QUALITY CONTROL - RADIOCHEMISTRY

Project: LBG, Inc.
Pace Project No.: 35326821

QC Batch: 267059 | Analysis Method: EPA 903.1
QC Batch Method: EPA 903.1 | Analysis Description: 903.1 Radium-226
Associated Lab Samples: 35326821001

METHOD BLANK: 1314770 | Matrix: Water
Associated Lab Samples: 35326821001

Parameter	Act ± Unc (MDC) Carr Trac	Units	Analyzed	Qualifiers
Radium-226	0.0690 ± 0.315 (0.641) C:NA T:99%	pCi/L	08/08/17 11:21	

Results presented on this page are in the units indicated by the "Units" column except where an alternate unit is presented to the right of the result.

This report shall not be reproduced, except in full,
without the written consent of Pace Analytical Services, LLC.

Pace Analytical Services, LLC
8 East Tower Circle
Ormond Beach, FL 32174
(386)672-5668

QUALIFIERS

Project: LBG, Inc.
Pace Project No.: 35326821

DEFINITIONS

DF - Dilution Factor, if reported, represents the factor applied to the reported data due to dilution of the sample aliquot.

ND - Not Detected at or above adjusted reporting limit.

TNTC - Too Numerous To Count

J - Estimated concentration above the adjusted method detection limit and below the adjusted reporting limit.

MDL - Adjusted Method Detection Limit.

PQL - Practical Quantitation Limit.

RL - Reporting Limit.

S - Surrogate

1,2-Diphenylhydrazine decomposes to and cannot be separated from Azobenzene using Method 8270. The result for each analyte is a combined concentration.

Consistent with EPA guidelines, unrounded data are displayed and have been used to calculate % recovery and RPD values.

LCS(D) - Laboratory Control Sample (Duplicate)

MS(D) - Matrix Spike (Duplicate)

DUP - Sample Duplicate

RPD - Relative Percent Difference

NC - Not Calculable.

SG - Silica Gel - Clean-Up

U - Indicates the compound was analyzed for, but not detected.

N-Nitrosodiphenylamine decomposes and cannot be separated from Diphenylamine using Method 8270. The result reported for each analyte is a combined concentration.

Act - Activity

Unc - Uncertainty: SDWA = 1.96 sigma count uncertainty, all other matrices = Expanded Uncertainty (95% confidence interval). Gamma Spec = Expanded Uncertainty (95.4% Confidence Interval)

(MDC) - Minimum Detectable Concentration

Trac - Tracer Recovery (%)

Carr - Carrier Recovery (%)

Pace Analytical is TNI accredited. Contact your Pace PM for the current list of accredited analytes.

TNI - The NELAC Institute.

LABORATORIES

PASI-O	Pace Analytical Services - Ormond Beach
PASI-PA	Pace Analytical Services - Greensburg

ANALYTE QUALIFIERS

M1	Matrix spike recovery exceeded QC limits. Batch accepted based on laboratory control sample (LCS) recovery.
P4	Sample field preservation does not meet EPA or method recommendations for this analysis.
R1	RPD value was outside control limits.

This report shall not be reproduced, except in full,
without the written consent of Pace Analytical Services, LLC.

Pace Analytical Services, LLC
8 East Tower Circle
Ormond Beach, FL 32174
(386)672-5668

QUALITY CONTROL DATA CROSS REFERENCE TABLE

Project: LBG, Inc.
Pace Project No.: 35326821

Lab ID	Sample ID	QC Batch Method	QC Batch	Analytical Method	Analytical Batch
35326821001	**C-21**	EPA 504.1	384637	EPA 504.1	384898
35326821001	**C-21**	EPA 505	33932	EPA 505	33984
35326821001	**C-21**	EPA 508.1	384956	EPA 508.1	385484
35326821001	**C-21**	EPA 515.3	384402	EPA 515.3	384691
35326821001	**C-21**	EPA 531.1	384072		
35326821001	**C-21**	EPA 547	384078		
35326821001	**C-21**	EPA 549.2	384638	EPA 549.2	384971
35326821001	**C-21**	EPA 525.2	384645	EPA 525.2	385020
35326821001	**C-21**	EPA 548.1	384603	EPA 548.1	385377
35326821001	**C-21**	EPA 900.0	267063		
35326821001	**C-21**	EPA 903.1	267059		
35326821001	**C-21**	EPA 904.0	267061		
35326821001	**C-21**	ASTM D5174-97	267622		

This report shall not be reproduced, except in full,
without the written consent of Pace Analytical Services, LLC.

EnviroTest Laboratories, Inc.
315 Fullerton Avenue
Newburgh, NY 12550
Phone (845) 562-0890 Fax (845) 562-0841

Chain of Custody Record

EnviroTest Laboratories Inc.

Client Information (Sub Contract Lab)	Sampler:	Lab PM: Bayer, Debra	Carrier Tracking No(s):	COC No: 420-9160.1
Client Contact: Shipping/Receiving	Phone:	E-Mail: dbayer@envirotestlaboratories.com		Page: Page 1 of 1
Company: Pace Analytical Ormond Beach				STL Job #: 420-124221-1
Address: 8 East Tower Circle, ,	Due Date Requested: ~~8/8/2017~~ Standard			
City: Ormond Beach	TAT Requested (days):			
State, Zip: FL, 32174				
Phone: 111-222-3333(Tel)	PO #:			
Email:	WO #:			
Project Name: LBG, Inc.	Project #: 42001269			
Site:	SSOW#:			

Analysis Requested

Sample Identification Client ID (Lab ID)	Sample Date	Sample Time	Sample Type (C=comp, G=grab)	Matrix (W=water, S=solid, O=waste/oil, BT=Tissue, A=Air)	Field Filtered Sample (Yes or No)	Perform MS/MSD (Yes or No)	SUBCONTRACT/ 515 Chlorinated Acids	SUBCONTRACT/ 504 EPA 504.1 EDB/DBCP	SUBCONTRACT/ 531.1 Carbamate Pesticides in DW	SUBCONTRACT/ 525.2 Semivolatile Organics	SUBCONTRACT/ 900 GA/GB/RA 226/RA 228 / Total Uranium	SUBCONTRACT/ 508	SUBCONTRACT/ 547	SUBCONTRACT/ 548	SUBCONTRACT/ 549	SUBCONTRACT/ Dioxin				Total Number of containers	Special Instructions/Note:
			Preservation Code:																		
C-21 (420-124221-1)	7/27/17	8:30		Water			X	X	X	X	X	X	X	X	X	X				8	

Preservation Codes:

A - HCL	M - Hexane
B - NaOH	N - None
C - Zn Acetate	O - AsNaO2
D - Nitric Acid	P - Na2O4S
E - NaHSO4	Q - Na2SO3
F - MeOH	R - Na2S2SO3
G - Amchlor	S - H2SO4
H - Ascorbic Acid	T - TSP Dodecahydrate
I - Ice	U - Acetone
J - DI Water	V - MCAA
K - EDTA	W - ph 4-5
L - EDA	Z - other (specify)

Other:

WO#: 35326821

35326821

Possible Hazard Identification
☐ Non-Hazard ☐ Flammable ☐ Skin Irritant ☐ Poison B ☐ Unknown ☐ Radiological

Sample Disposal (A fee may be assessed if samples are retained longer than 1 month)
☐ Return To Client ☐ Disposal By Lab ☐ Archive For _____ Months

Deliverable Requested: I, II, III, IV, Other (specify)

Special Instructions/QC Requirements:

Empty Kit Relinquished by:	Date:	Time:		Method of Shipment:	
Relinquished by: RD Mag	Date/Time: 7/27/17 1050	Company ER	Received by: MIKE 10.0 T 296	Date/Time: 7/28/17 1020	Company PACE
Relinquished by:	Date/Time:	Company	Received by:	Date/Time:	Company
Relinquished by:	Date/Time:	Company	Received by:	Date/Time:	Company
Custody Seals Intact: Δ Yes Δ No	Custody Seal No.:		Cooler Temperature(s) °C and Other Remarks: 10.0 / 296		

Pace Analytical Florida Laboratory	Document Name: Sample Condition Upon Receipt Form	Document Revised: February 6, 2017
	Document No.: F-FL-C-007 rev. 11	Issuing Authority: Pace Florida Quality Office

Sample Condition Upon Receipt Form (SCUR)

Project # **WO# : 35326821**

Project Manager: PM: VEG **Due Date:** 08/11/17

Client: CLIENT: EVNTES

Date and Initials of person:
Examining contents: _____
Label: _____
Deliver: _____
pH: _____

Thermometer Used: T286 Date: 7/28/17 Time: 1020 Initials: SS

Cooler #1 Temp.°C 9.9 (Visual) +0.1 (Correction Factor) 10.0 (Actual) ☐ Samples on ice, cooling process has begun
Cooler #2 Temp.°C _____ (Visual) _____ (Correction Factor) _____ (Actual) ☐ Samples on ice, cooling process has begun
Cooler #3 Temp.°C _____ (Visual) _____ (Correction Factor) _____ (Actual) ☐ Samples on ice, cooling process has begun
Cooler #4 Temp.°C _____ (Visual) _____ (Correction Factor) _____ (Actual) ☐ Samples on ice, cooling process has begun
Cooler #5 Temp.°C _____ (Visual) _____ (Correction Factor) _____ (Actual) ☐ Samples on ice, cooling process has begun
Cooler #6 Temp.°C _____ (Visual) _____ (Correction Factor) _____ (Actual) ☐ Samples on ice, cooling process has begun

Courier: ☑ Fed Ex ☐ UPS ☐ USPS ☐ Client ☐ Commercial ☐ Pace ☐ Other _____

Shipping Method: ☐ First Overnight ☐ Priority Overnight ☑ Standard Overnight ☐ Ground ☐ Other _____

Billing: ☐ Recipient ☐ Sender ☐ Third Party ☑ Unknown

Tracking # 7797 4760 6623

Custody Seal on Cooler/Box Present: ☐ Yes ☑ No **Seals intact:** ☐ Yes ☑ No **Ice:** (Wet) Blue None

Packing Material: ☐ Bubble Wrap ☐ Bubble Bags ☑ None ☐ Other _____

Samples shorted to lab (If Yes, complete) Shorted Date: _____ Shorted Time: _____ Qty: _____

		Comments:
Chain of Custody Present	☑ Yes ☐ No ☐ N/A	
Chain of Custody Filled Out	☑ Yes ☐ No ☐ N/A	
Relinquished Signature & Sampler Name COC	☑ Yes ☐ No ☐ N/A	
Samples Arrived within Hold Time	☑ Yes ☐ No ☐ N/A	
Rush TAT requested on COC	☐ Yes ☑ No ☐ N/A	
Sufficient Volume	☑ Yes ☐ No ☐ N/A	
Correct Containers Used	☑ Yes ☐ No ☐ N/A	
Containers Intact	☑ Yes ☐ No ☐ N/A	
Sample Labels match COC (sample IDs & date/time of collection)	☑ Yes ☐ No ☐ N/A	
All containers needing acid/base preservation have been checked.	☑ Yes ☐ No ☐ N/A	Preservation Information:
All Containers needing preservation are found to be in compliance with EPA recommendation: Exceptions: VOA, Coliform, TOC, O&G, Carbamates	☑ Yes ☐ No ☐ N/A	Preservative: _____ Lot #/Trace #: _____ Date: _____ Time: _____ Initials: _____
Headspace in VOA Vials? (>6mm):	☐ Yes ☑ No ☐ N/A	
Trip Blank Present:	☐ Yes ☑ No ☐ N/A	

Client Notification/ Resolution:
Person Contacted: _____ Date/Time: _____

Comments/ Resolution (use back for additional comments): 7/28/17 – Client notified of rcpt temp and requested lab proceed w/ analysis – lmH

Project Manager Review: _____ Date: _____

Pace Analytical Services, Inc.
1700 Elm Street
Minneapolis, MN 55414
Phone: 612.607.1700
Fax: 612.607.6444

www.pacelabs.com

Report Prepared for:

Bo Garcia
PASI Florida
8 East Tower Circle
Ormond Beach FL 32174

REPORT OF LABORATORY ANALYSIS FOR 2,3,7,8-TCDD

Report Summary:

This report contains results of one drinking water sample analyzed to determine 2,3,7,8-TCDD content. This sample was analyzed according to Method 1613 by High Resolution Gas Chromatography/High Resolution Mass Spectrometry.

Report Prepared Date:

August 7, 2017

Report Information:

Pace Project #: 10397651
Sample Receipt Date: 08/01/2017
Client Project #: 35326821
Client Sub PO #: N/A
State Cert #: 11647

Invoicing & Reporting Options:

The report provided has been invoiced as a Level 2 Drinking Water Report. If an upgrade of this report package is requested, an additional charge may be applied.

Please review the attached invoice for accuracy and forward any questions to Sarah Platzer, your Pace Project Manager.

This report has been reviewed by:

August 07, 2017

Sarah Platzer, Project Manager
612-607-6451
(612) 607-6444 (fax)
sarah.platzer@pacelabs.com

Report of Laboratory Analysis

This report should not be reproduced, except in full, without the written consent of Pace Analytical Services, Inc.

The results relate only to the samples included in this report.

Pace Analytical Services, Inc.
1700 Elm Street - Suite 200
Minneapolis, MN 55414

Tel: 612-607-1700
Fax: 612- 607-6444

Minnesota Laboratory Certifications

Authority	Certificate #	Authority	Certificate #
A2LA	2926.01	Montana	CERT0092
Alabama	40770	Nebraska	NE-OS-18-06
Alaska	MN00064	Nevada	MN00064
Alaska	UST-078	New Jersey (NE	MN002
Arizona	AZ0014	New York (NEL	11647
Arkansas	88-0680	New hampshire	2081
CNMI Saipan	MP0003	North Carolina	27700
California	MN00064	North Carolina	530
Colorado	MN00064	North Dakota	R-036
Connecticut	PH-0256	Ohio	41244
EPA Region 8	8TMS-L	Ohio VAP	CL101
Florida (NELAP	E87605	Oklahoma	9507
Georgia (EDP)	959	Oregon (ELAP)	MN200001
Guam EPA	959	Oregon (OREL	MN300001
Hawaii	MN00064	Pennsylvania	68-00563
Idaho	MN00064	Puerto Rico	MN00064
Illinois	200011	South Carolina	74003001
Indiana	C-MN-01	Tennessee	TN02818
Iowa	368	Texas	T104704192
Kansas	E-10167	Utah (NELAP)	MN00064
Kentucky	90062	Virginia	460163
Louisiana	03086	Washington	C486
Louisiana	MN00064	West Virginia #	9952C
Maryland	322	West Virginia D	382
Michigan	9909	Wisconsin	999407970
Minnesota	027-053-137	Wyoming	8TMS-L
Mississippi	MN00064		

REPORT OF LABORATORY ANALYSIS

This report shall not be reproduced, except in full,
without the written consent of Pace Analytical Services, Inc.

Pace Analytical Services, Inc.
1700 Elm Street - Suite 200
Minneapolis, MN 55414

Tel: 612-607-1700
Fax: 612- 607-6444

Reporting Flags

A = Reporting Limit based on signal to noise

B = Less than 10x higher than method blank level

C = Result obtained from confirmation analysis

D = Result obtained from analysis of diluted sample

E = Exceeds calibration range

I = Interference present

J = Estimated value

Nn = Value obtained from additional analysis

P = PCDE Interference

R = Recovery outside target range

S = Peak saturated

U = Analyte not detected

V = Result verified by confirmation analysis

X = %D Exceeds limits

Y = Calculated using average of daily RFs

* = See Discussion

This report shall not be reproduced, except in full,
without the written consent of Pace Analytical Services, Inc.

10397651

Chain of Custody

Pace Analytical®
www.pacelabs.com

Workorder: 35326821 **Workorder Name:** LBG, Inc. **Owner Received Date:** 7/28/2017 **Results Requested By:** 8/11/2017

Report To

Bo Garcia
Pace Analytical Ormond Beach
8 East Tower Circle
Ormond Beach, FL 32174
Phone (386)672-5668

Subcontract To

Pace Analytical Minnesota
1700 Elm Street SE
Suite 200
Minneapolis, MN 55414
Phone (612)607-1700

Item	Sample ID	Sample Type	Collect Date/Time	Lab ID	Matrix	Preserved Containers: Unpreserved						Requested Analysis: EPA 1613												LAB USE ONLY
1	C-21	PS	7/27/2017 08:30	35326821001	Drinking	2						X												001
2																								
3																								
4																								
5																								

Transfers	Released By	Date/Time	Received By	Date/Time
1	Mallory Dupy / DCLC	7/31/17 1700	[illegible]	8/1/17 9:45
2				
3				

Comments:

Cooler Temperature on Receipt 2.6 °C **Custody Seal** Y or N **Received on Ice** Y or N **Samples Intact** Y or N

****In order to maintain client confidentiality, location/name of the sampling site, sampler's name and signature may not be provided on this COC document. This chain of custody is considered complete as is since this information is available in the owner laboratory.*

Pace Analytical	Document Name: **Sample Condition Upon Receipt Form**	Document Revised: 19Dec2016 Page 1 of 2
	Document No.: **F-MN-L-213-rev.20**	Issuing Authority: Pace Minnesota Quality Office

Sample Condition Upon Receipt

Client Name: PACE FL

Project #: WO# : 10397651

10397651

Courier: ☒ Fed Ex ☐ UPS ☐ USPS ☐ Client ☐ Commercial ☐ Pace ☐ SpeeDee ☐ Other:

Tracking Number: 7422 5600 3746

Custody Seal on Cooler/Box Present? ☐ Yes ☒ No **Seals Intact?** ☐ Yes ☒ No

Optional: Proj. Due Date: Proj. Name:

Packing Material: ☐ Bubble Wrap ☒ Bubble Bags ☐ None ☐ Other: **Temp Blank?** ☐ Yes ☒ No

Thermometer Used: ☒ 151401163 ☐ 151401164 **Type of Ice:** ☒ Wet ☐ Blue ☐ None ☐ Samples on ice, cooling process has begun

Cooler Temp Read (°C): 2.7 **Cooler Temp Corrected (°C):** 2.6 **Biological Tissue Frozen?** ☐ Yes ☐ No ☒ N/A

Temp should be above freezing to 6°C **Correction Factor:** -0.1 **Date and Initials of Person Examining Contents:** 8/1/17

USDA Regulated Soil (☒ N/A, water sample)

Did samples originate in a quarantine zone within the United States: AL, AR, CA, FL, GA, ID, LA. MS, NC, NM, NY, OK, OR, SC, TN, TX or VA (check maps)? ☐ Yes ☐ No

Did samples originate from a foreign source (internationally, including Hawaii and Puerto Rico)? ☐ Yes ☐ No

If Yes to either question, fill out a Regulated Soil Checklist (F-MN-Q-338) and include with SCUR/COC paperwork.

				COMMENTS:
Chain of Custody Present?	☒ Yes	☐ No		1.
Chain of Custody Filled Out?	☒ Yes	☐ No		2.
Chain of Custody Relinquished?	☒ Yes	☐ No		3.
Sampler Name and/or Signature on COC?	☐ Yes	☐ No	☒ N/A	4.
Samples Arrived within Hold Time?	☒ Yes	☐ No		5.
Short Hold Time Analysis (<72 hr)?	☐ Yes	☒ No		6.
Rush Turn Around Time Requested?	☒ Yes	☐ No		7.
Sufficient Volume?	☒ Yes	☐ No		8.
Correct Containers Used?	☒ Yes	☐ No		9.
-Pace Containers Used?	☒ Yes	☐ No		
Containers Intact?	☒ Yes	☐ No		10.
Filtered Volume Received for Dissolved Tests?	☐ Yes	☐ No	☒ N/A	11. Note if sediment is visible in the dissolved container
Sample Labels Match COC?	☒ Yes	☐ No		12.
-Includes Date/Time/ID/Analysis Matrix: WT				
All containers needing acid/base preservation have been checked?	☐ Yes	☐ No	☒ N/A	13. ☐ HNO_3 ☐ H_2SO_4 ☐ NaOH Positive for Res. Chlorine? Y N
All containers needing preservation are found to be in compliance with EPA recommendation? (HNO_3, H_2SO_4, <2pH, NaOH >9 Sulfide, NaOH>12 Cyanide)	☐ Yes	☐ No	☒ N/A	Sample #
Exceptions: VOA, Coliform, TOC/DOC Oil and Grease, DRO/8015 (water) and Dioxin.	☐ Yes	☐ No	☐ N/A	Initial when completed: Lot # of added preservative:
Headspace in VOA Vials (>6mm)?	☐ Yes	☐ No	☒ N/A	14.
Trip Blank Present?	☐ Yes	☐ No	☒ N/A	15.
Trip Blank Custody Seals Present?	☐ Yes	☐ No	☒ N/A	
Pace Trip Blank Lot # (if purchased):				

CLIENT NOTIFICATION/RESOLUTION **Field Data Required?** ☐ Yes ☐ No

Person Contacted: Date/Time:

Comments/Resolution:

Project Manager Review: [signature] **Date:** 8/1/2017

Note: Whenever there is a discrepancy affecting North Carolina compliance samples, a copy of this form will be sent to the North Carolina DEHNR Certification Office (i.e out of hold, incorrect preservative, out of temp, incorrect containers).

Pace Analytical Services, LLC.
1700 Elm Street - Suite 200
Minneapolis, MN, 55414

Tel: 612-607-1700
Fax: 612-607-6444

Drinking Water Analysis Results
2,3,7,8-TCDD -- USEPA Method 1613B

Sample ID.....C-21
Client..... PASI Florida
Lab Sample ID..... 35326821001

Date Collected.....07/27/2017
Date Received.....08/01/2017
Date Extracted.....08/02/2017

	Sample C-21	Method Blank	Lab Spike	Lab Spike Dup
[2,3,7,8-TCDD]	**ND**	ND	--	--
EDL	4.3 pg/L	3.8 pg/L	--	--
2,3,7,8-TCDD Recovery	--	--	111%	113%
Spike Recovery Limit	--	--	73-146%	73-146%
RPD			2.0%	
IS Recovery	**52%**	59%	65%	55%
IS Recovery Limits	31-137%	31-137%	25-141%	25-141%
CS Recovery	**73%**	72%	86%	81%
CS Recovery Limits	42-164%	42-164%	37-158%	37-158%
Filename	F170803B_15	F170803B_02	F170803A_09	F170803A_10
Analysis Date	08/04/2017	08/03/2017	08/03/2017	08/03/2017
Analysis Time	03:56	18:42	15:10	15:51
Analyst	SMT	SMT	SMT	SMT
Volume	0.946L	1.019L	1.047L	1.054L
Dilution	NA	NA	NA	NA
ICAL Date	01/11/2017	01/11/2017	01/11/2017	01/11/2017
CCAL Filename	F170803B_01	F170803B_01	F170803A_01	F170803A_01

! = Outside the Control Limits
ND = Not Detected
EDL = Estimated Detection Limit
Limits = Control Limits from Method 1613 (10/94 Revision), Tables 6A and 7A
RPD = Relative Percent Difference of Lab Spike Recoveries
IS = Internal Standard [2,3,7,8-TCDD- $^{13}C_{12}$]
CS = Cleanup Standard [2,3,7,8-TCDD- $^{37}Cl_4$]

Analyst: _____

Project No.....10397651

C-23

EnviroTest Laboratories Inc.

ANALYTICAL REPORT

Job Number: 420-123595-5

SDG Number: Clovewood

Job Description: LBG, Inc.

For:
Leggette, Brashears & Graham, Inc.
4 Research Drive
Shelton, CT 06464

Attention: Stacy Stieber

Debra Bayer
Customer Service Manager
dbayer@envirotestlaboratories.com
08/24/2017

NYSDOH ELAP does not certify for all parameters. EnviroTest Laboratories does hold certification for all analytes where certification is offered by ELAP unless otherwise specified in the Certification Information section of this report. Pursuant to NELAP, this report may not be reproduced, except in full, without written approval of the laboratory. EnviroTest Laboratories Inc. certifies that the analytical results contained herein apply only to the samples tested as received by our laboratory. All questions regarding this report should be directed to the EnviroTest Customer Service Representative.

EnviroTest Laboratories, Inc. Certifications and Approvals: NYSDOH 10142, NJDEP NY015, CTDOPH PH-0554

METHOD SUMMARY

Client: Leggette, Brashears & Graham, Inc.

Job Number: 420-123595-5
SDG Number: Clovewood

Description	Lab Location	Method	Preparation Method
Matrix: Water			
ICP Metals by 200.7	EnvTest	EPA 200.7 Rev 4.4	
Sample Filtration	EnvTest		FILTRATION
Total Metals Digestion for 200.7	EnvTest		EPA 200.7
200 Series Drinking Water Prep Determination Step	EnvTest		EPA 200.7/200.8
ICPMS Metals by 200.8	EnvTest	EPA 200.8 Rev.5.4	
200 Series Drinking Water Prep Determination Step	EnvTest		EPA 200.7/200.8
Total Metals Digestion for 200.8	EnvTest		EPA 200.8
Mercury in Water by CVAA	EnvTest	EPA 245.1 Rev.3.0	
Digestion for CVAA Mercury in Waters	EnvTest		EPA 245.1
Anions by Ion Chromatography	EnvTest	MCAWW 300.0	
Anions by Ion Chromatography	EnvTest	EPA 300.0 Rev. 2.1	
EPA 504.1 EDB	Pace	EPA 504.1	
EPA 505 Pesticide/PCB	Pace	EPA 505	
EPA 515 Chlorinated Acids	Pace	EPA 515	
Purgeable Organic Compounds in Water by GC/MS	EnvTest	EPA-DW 524.2	
EPA 525.2 Semivolatile Organics	Pace	EPA 525.2	
EPA 531.1 Carbamate Pesticides in Drinki	Pace	EPA 531.1	
EPA 900 Series GA/GB/RA226/RA228/Gamma	Radios	EPA 900	
Uranium	Radios	STL-STL EPA	
Heterotropic Plate Count	EnvTest	IDEXX SIMPLATE	
Odor, Threshold Test	EnvTest	SM20 SM 2150B	
Alkalinity, Titration Method	EnvTest	SM21 SM 2320B-97,-11	
Corrosivity LSI Calculation	EnvTest	SM20 SM 2330B	
Hardness by Calculation	EnvTest	SM20 SM 2340B-97,-11	
pH	EnvTest	SM19 SM 4500 H+ B	
Nitrite by Colormetric	EnvTest	SM20 SM 4500 NO2 B	
Total Coliform and Escherichia coli by Colilert - Presence/Absence	EnvTest	SMWW SM 9223	
Apparent Color	EnvTest	SM21 SM2120B-01,11	
Turbidity	EnvTest	SM21 SM2130B-01,11	
Total Dissolved Solids (Dried at 180 °C)	EnvTest	SM21 SM2540C-97,11	
Cyanide, Total: Colorimetric Method	EnvTest	SM21 SM4500 CN E-99	
Cyanide: Distillation	EnvTest		SM21 SM 4500 CN C
General Sub Contract Method	Pace	Subcontract	
General Sub Contract Method	Radios	Subcontract	

METHOD SUMMARY

Client: Leggette, Brashears & Graham, Inc.

Job Number: 420-123595-5
SDG Number: Clovewood

Description	Lab Location	Method	Preparation Method

Lab References:

EnvTest = EnviroTest

Pace = Pace Analytical - Ormond Beach

Radios = Pace Analytical Services, Inc.

Method References:

EPA = US Environmental Protection Agency

EPA-DW = "Methods For The Determination Of Organic Compounds In Drinking Water", EPA/600/4-88/039, December 1988 And Its Supplements.

IDEXX =

MCAWW = "Methods For Chemical Analysis Of Water And Wastes", EPA-600/4-79-020, March 1983 And Subsequent Revisions.

SM19 = "Standard Methods For The Examination Of Water And Wastewater", 19Th Edition, 1995."

SM20 = "Standard Methods For The Examination Of Water And Wastewater", 20th Edition."

SM21 = "Standard Methods For The Examination Of Water And Wastewater", 21st Edition

SMWW = "Standard Methods for the Examination of Water and Wastewater"

STL-STL = Severn Trent Laboratories, St. Louis, Facility Standard Operating Procedure.

METHOD / ANALYST SUMMARY

Client: Leggette, Brashears & Graham, Inc.

Job Number: 420-123595-5
SDG Number: Clovewood

Method	Analyst	Analyst ID
EPA-DW 524.2	Andersen, Eric C	ECA
EPA 200.7 Rev 4.4	Sirico, Derek	DS
EPA 200.8 Rev.5.4	Sirico, Derek	DS
EPA 245.1 Rev.3.0	Sirico, Derek	DS
SM20 SM 2340B-97,-11	Sirico, Derek	DS
MCAWW 300.0	Luis, Carlos	CL
EPA 300.0 Rev. 2.1	Luis, Carlos	CL
IDEXX SIMPLATE	O'Driscoll, Kate	KO
SM20 SM 2150B	O'Driscoll, Kate	KO
SM21 SM 2320B-97,-11	Tramantano, Matt	MT
SM20 SM 2330B	Cusack, Renee	RC
SM19 SM 4500 H+ B	O'Driscoll, Kate	KO
SM20 SM 4500 NO2 B	Grant, Ameya	AG
SMWW SM 9223	Grant, Ameya	AG
SM21 SM2120B-01,11	O'Driscoll, Kate	KO
SM21 SM2130B-01,11	O'Driscoll, Kate	KO
SM21 SM2540C-97,11	O'Driscoll, Kate	KO
SM21 SM4500 CN E-99	Osborne, Amy	AO

SAMPLE SUMMARY

Client: Leggette, Brashears & Graham, Inc.

Job Number: 420-123595-5
SDG Number: Clovewood

Lab Sample ID	Client Sample ID	Client Matrix	Date/Time Sampled	Date/Time Received
420-123595-5	C - 23	Drinking Water	07/13/2017 0800	07/13/2017 1000

Client: Leggette, Brashears & Graham, Inc.

Job Number: 420-123595-5
Sdg Number: Clovewood

Client Sample ID: **C - 23**

Lab Sample ID: 420-123595-5
Client Matrix: Drinking Water

Date Sampled: 07/13/2017 0800
Date Received: 07/13/2017 1000

524.2 Purgeable Organic Compounds in Water by GC/MS

Method: 524.2
Preparation: N/A
Dilution: 1.0
Date Analyzed: 07/14/2017 2020
Date Prepared: N/A

Analysis Batch: 420-112453

Instrument ID: Agilent 7890A/5975C
Lab File ID: X071422.D
Initial Weight/Volume: 5 mL
Final Weight/Volume: 5 mL

Analyte	Result (ug/L)	Qualifier	RL
1,1,1,2-Tetrachloroethane	<0.500		0.500
1,1,1-Trichloroethane	<0.500		0.500
1,1,2,2-Tetrachloroethane	<0.500		0.500
1,1,2-Trichloroethane	<0.500		0.500
1,1-Dichloroethane	<0.500		0.500
1,1-Dichloroethene	<0.500		0.500
1,1-Dichloropropene	<0.500		0.500
1,2,3-Trichlorobenzene	<0.500		0.500
1,2,3-Trichloropropane	<0.500		0.500
1,2,4-Trichlorobenzene	<0.500		0.500
1,2,4-Trimethylbenzene	<0.500		0.500
1,2-Dichloroethane	<0.500		0.500
1,2-Dichlorobenzene	<0.500		0.500
1,2-Dichloropropane	<0.500		0.500
1,3-Dichloropropane	<0.500		0.500
1,4-Dichlorobenzene	<0.500		0.500
2,2-Dichloropropane	<0.500		0.500
Benzene	<0.500		0.500
Bromobenzene	<0.500		0.500
Bromochloromethane	<0.500		0.500
Bromomethane	<0.500		0.500
n-Butylbenzene	<0.500		0.500
cis-1,2-Dichloroethene	<0.500		0.500
cis-1,3-Dichloropropene	<0.500		0.500
Carbon tetrachloride	<0.500		0.500
Chlorobenzene	<0.500		0.500
Chloroethane	<0.500		0.500
Chloromethane	<0.500		0.500
Dibromomethane	<0.500		0.500
Ethylbenzene	<0.500		0.500
Dichlorodifluoromethane	<0.500		0.500
Hexachlorobutadiene	<0.500		0.500
Isopropylbenzene	<0.500		0.500
p-Isopropyltoluene	<0.500		0.500
Methylene Chloride	<0.500		0.500
m-Xylene & p-Xylene	<1.00		1.00
Methyl tert-butyl ether	<0.500		0.500
o-Xylene	<0.500		0.500
Tetrachloroethene	<0.500		0.500
Toluene	<0.500		0.500
trans-1,2-Dichloroethene	<0.500		0.500
trans-1,3-Dichloropropene	<0.500		0.500
Trichloroethene	<0.500		0.500
tert-Butylbenzene	<0.500		0.500

Client: Leggette, Brashears & Graham, Inc.

Job Number: 420-123595-5
Sdg Number: Clovewood

Client Sample ID: **C - 23**

Lab Sample ID: 420-123595-5
Client Matrix: Drinking Water

Date Sampled: 07/13/2017 0800
Date Received: 07/13/2017 1000

524.2 Purgeable Organic Compounds in Water by GC/MS

Method: 524.2
Preparation: N/A
Dilution: 1.0
Date Analyzed: 07/14/2017 2020
Date Prepared: N/A

Analysis Batch: 420-112453

Instrument ID: Agilent 7890A/5975C
Lab File ID: X071422.D
Initial Weight/Volume: 5 mL
Final Weight/Volume: 5 mL

Analyte	Result (ug/L)	Qualifier	RL
Trichlorofluoromethane	<0.500		0.500
Vinyl chloride	<0.500		0.500
Xylenes, Total	<1.50		1.50
Styrene	<0.500		0.500
sec-Butylbenzene	<0.500		0.500
1,3,5-Trimethylbenzene	<0.500		0.500
N-Propylbenzene	<0.500		0.500
1,3-Dichlorobenzene	<0.500		0.500
2-Chlorotoluene	<0.500		0.500
4-Chlorotoluene	<0.500		0.500

Surrogate	%Rec	Acceptance Limits
4-Bromofluorobenzene	97	71 - 120
Toluene-d8 (Surr)	118	79 - 121
1,2-Dichloroethane-d4 (Surr)	124	70 - 128

Client: Leggette, Brashears & Graham, Inc.

Job Number: 420-123595-5
Sdg Number: Clovewood

Client Sample ID: **C - 23**

Lab Sample ID:	420-123595-5	Date Sampled:	07/13/2017 0800
Client Matrix:	Drinking Water	Date Received:	07/13/2017 1000

200.7 Rev 4.4 ICP Metals by 200.7

Method:	200.7 Rev 4.4	Analysis Batch: 420-112479	Instrument ID:	Thermo ICP
Preparation:	200.7/200.8	Prep Batch: 420-112493	Lab File ID:	N/A
Dilution:	1.0		Initial Weight/Volume:	50 mL
Date Analyzed:	07/17/2017 1450		Final Weight/Volume:	50 mL
Date Prepared:	07/17/2017 0925			

Analyte	Result (ug/L)	Qualifier	RL
Iron	6700	g	60.0
Manganese	1730	g	10.0
Sodium	4130		200
Zinc	<20.0		20.0

200.7 Rev 4.4 ICP Metals by 200.7-Dissolved

Method:	200.7 Rev 4.4	Analysis Batch: 420-112597	Instrument ID:	Thermo ICP
Preparation:	200.7	Prep Batch: 420-112501	Lab File ID:	N/A
Dilution:	1.0		Initial Weight/Volume:	50 mL
Date Analyzed:	07/19/2017 1851		Final Weight/Volume:	50 mL
Date Prepared:	07/17/2017 1505			

Analyte	Result (ug/L)	Qualifier	RL
Iron	2970	g	60.0
Manganese	1740	g	10.0

Client: Leggette, Brashears & Graham, Inc.

Job Number: 420-123595-5
Sdg Number: Clovewood

Client Sample ID: **C - 23**

Lab Sample ID: 420-123595-5
Client Matrix: Drinking Water

Date Sampled: 07/13/2017 0800
Date Received: 07/13/2017 1000

200.8 Rev.5.4 ICPMS Metals by 200.8

Method:	200.8 Rev.5.4	Analysis Batch: 420-112457	Instrument ID:	Perkin Elmer ELAN
Preparation:	200.7/200.8	Prep Batch: 420-112493	Lab File ID:	N/A
Dilution:	1.0		Initial Weight/Volume:	50 mL
Date Analyzed:	07/17/2017 1332		Final Weight/Volume:	50 mL
Date Prepared:	07/17/2017 0925			

Analyte	Result (ug/L)	Qualifier	RL
Lead	<1.00		1.00
Arsenic	2.03		1.40
Beryllium	<0.300		0.300
Cadmium	<1.00		1.00
Chromium	<7.00		7.00
Nickel	0.621		0.500
Antimony	<0.400		0.400
Thallium	<0.300		0.300
Barium	33.3		2.00
Selenium	<2.00		2.00

Method:	200.8 Rev.5.4	Analysis Batch: 420-112536	Instrument ID:	Perkin Elmer ELAN
Preparation:	200.8	Prep Batch: 420-112520	Lab File ID:	N/A
Dilution:	1.0		Initial Weight/Volume:	50 mL
Date Analyzed:	07/18/2017 1737		Final Weight/Volume:	50 mL
Date Prepared:	07/17/2017 1800			

Analyte	Result (ug/L)	Qualifier	RL
Silver	<1.00		1.00

245.1 Rev.3.0 Mercury in Water by CVAA

Method:	245.1 Rev.3.0	Analysis Batch: 420-112511	Instrument ID:	Perkin Elmer FIMS
Preparation:	245.1	Prep Batch: 420-112451	Lab File ID:	N/A
Dilution:	1.0		Initial Weight/Volume:	25 mL
Date Analyzed:	07/18/2017 1217		Final Weight/Volume:	25 mL
Date Prepared:	07/17/2017 1115			

Analyte	Result (ug/L)	Qualifier	RL
Mercury	<0.200		0.200

Client: Leggette, Brashears & Graham, Inc.

Job Number: 420-123595-5
Sdg Number: Clovewood

Client Sample ID: **C - 23**

Lab Sample ID:	420-123595-5	Date Sampled:	07/13/2017 0800
Client Matrix:	Drinking Water	Date Received:	07/13/2017 1000

SM 2340B-97,-11 Hardness by Calculation

Method:	SM 2340B-97,-11	Analysis Batch: 420-112535	Instrument ID:	None
Preparation:	N/A		Lab File ID:	N/A
Dilution:	1.0		Initial Weight/Volume:	
Date Analyzed:	07/17/2017 1450		Final Weight/Volume:	
Date Prepared:	N/A			

Analyte	Result (mg/L)	Qualifier	RL
Calcium hardness as calcium carbonate	23.6		1.25

Client: Leggette, Brashears & Graham, Inc.

Job Number: 420-123595-5
Sdg Number: Clovewood

Biology

Client Sample ID: **C - 23**

Lab Sample ID: 420-123595-5
Client Matrix: Drinking Water

Date Sampled: 07/13/2017 0800
Date Received: 07/13/2017 1000

Analyte	Result	Qual	Units	Dil	Method
Coliform, Total	Absent		CFU/100mL	1.0	SM 9223
	Anly Batch: 420-112380	Date Analyzed	07/13/2017 1510		
Escherichia coli	Absent		CFU/100mL	1.0	SM 9223
	Anly Batch: 420-112380	Date Analyzed	07/13/2017 1510		

Analyte	Result	Qual	Units	RL	Dil	Method
Heterotrophic Plate Count	<2.00		CFU/mL	2.00	1.0	SIMPLATE
	Anly Batch: 420-112413	Date Analyzed	07/13/2017 1550			

General Chemistry

Client: Leggette, Brashears & Graham, Inc.

Job Number: 420-123595-5
Sdg Number: Clovewood

General Chemistry

Client Sample ID: **C - 23**

Lab Sample ID: 420-123595-5
Client Matrix: Drinking Water

Date Sampled: 07/13/2017 0800
Date Received: 07/13/2017 1000

Analyte	Result	Qual	Units	RL	Dil	Method
Nitrate as N	<0.250		mg/L	0.250	1.0	300.0
	Anly Batch: 420-112412	Date Analyzed	07/13/2017 1737			

Analyte	Result	Qual	Units	Dil	Method
Langelier Index	-1.96		NONE	1.0	SM 2330B
	Anly Batch: 420-112765	Date Analyzed	07/26/2017 1302		

Client: Leggette, Brashears & Graham, Inc.

Job Number: 420-123595-5
Sdg Number: Clovewood

General Chemistry

Client Sample ID: **C - 23**

Lab Sample ID: 420-123595-5
Client Matrix: Drinking Water

Date Sampled: 07/13/2017 0800
Date Received: 07/13/2017 1000

Analyte	Result	Qual	Units	RL	Dil	Method
Alkalinity	43.2		mg/L	5.00	1.0	SM 2320B-97,-11
Anly Batch: 420-112669	Date Analyzed		07/21/2017 1730			
Total Dissolved Solids	82.0		mg/L	5.00	1.0	SM2540C-97,11
Anly Batch: 420-112602	Date Analyzed		07/20/2016 1700			
Chloride	<1.50		mg/L	1.50	1.0	300.0 Rev. 2.1
Anly Batch: 420-112412	Date Analyzed		07/13/2017 1737			
Sulfate	11.2		mg/L	5.00	1.0	300.0 Rev. 2.1
Anly Batch: 420-112412	Date Analyzed		07/13/2017 1737			
Fluoride	<0.500		mg/L	0.500	1.0	300.0 Rev. 2.1
Anly Batch: 420-112412	Date Analyzed		07/13/2017 1737			
Cyanide, Total	<0.00500		mg/L	0.00500	1.0	SM4500 CN E-99
Anly Batch: 420-112524	Date Analyzed		07/18/2017 1400			
Prep Batch:	Date Prepared:		07/15/2017 1130			
Apparent Color	75.0	g	Pt-Co	2.00	1.0	SM2120B-01,11
Anly Batch: 420-112486	Date Analyzed		07/13/2017 1749			
pH@color measurement	6.74		SU	2.00	1.0	SM2120B-01,11
Anly Batch: 420-112486	Date Analyzed		07/13/2017 1749			
Turbidity	35.7	g	NTU	0.100	1.0	SM2130B-01,11
Anly Batch: 420-112420	Date Analyzed		07/13/2017 1814			
Odor	1.00		T.O.N.	1.00	1.0	SM 2150B
Anly Batch: 420-112485	Date Analyzed		07/13/2017 1800			
Temp @ Odor Measurement	60.0		Degrees C	5.00	1.0	SM 2150B
Anly Batch: 420-112485	Date Analyzed		07/13/2017 1800			
pH	6.74	H	SU	0.200	1.0	SM 4500 H+ B
Anly Batch: 420-112487	Date Analyzed		07/13/2017 1751			
Temp @ pH Measurement	17.6		Degrees C	5.00	1.0	SM 4500 H+ B
Anly Batch: 420-112487	Date Analyzed		07/13/2017 1751			
Nitrite as N	<0.0100		mg/L	0.0100	1.0	SM 4500 NO2 B
Anly Batch: 420-112510	Date Analyzed		07/14/2017 1047			

DATA REPORTING QUALIFIERS

Client: Leggette, Brashears & Graham, Inc.

Job Number:
Sdg Number: Clovewood

Lab Section	Qualifier	Description
Metals		
	g	Result fails applicable NYS drinking water standards
General Chemistry		
	g	Result fails applicable NYS drinking water standards
	H	Sample was prepped or analyzed beyond the specified holding time

Certification Information

Client: Leggette, Brashears & Graham, Inc.

Job Number:

Sdg Number: Clovewood

The following analytes are Not Part of the ELAP scope of accreditation:

Sulfur, Tungsten, Silicon, Bicarbonate Alkalinity, 7 Day BOD 5210C, 28 Day BOD, Soluble BOD, Carbon Dioxide, Carbonate Alkalinity, CBOD Soluble, Chlorine, Cyanide (WAD), Ferrous Iron, Ferric Iron, Total Nitrogen, Total Organic Nitrogen, Dissolved Oxygen, pH, Phenolphthalein Alkalinity, Solids (Fixed), Solids (Percent), Solids (Percent Moisture) , Solids (Percent Volatile), Solids (Volatile Suspended), Temperature, TKN (Soluble), COD (Soluble), Total Inorganic Carbon, Volatile Acids as Acetic Acid, 2-Aminopyridine, 3-Picoline, 1-Methyl-2-pyrrilidinone, Aziridine, Dimethyl sulfoxide, 1-Chlorohexane, Iron Bacteria, Salmonella, & Sulfur Reducing Bacteria.

The following analytes are Not Part of ELAP Potable Water scope of accreditation:

Cobalt (200.7, 200.8), Tin (200.7), Strontium (200.7), Gold (200.7), Platinum (200.7), Palladium (200.7), Titanium (200.7), Phosphorus (365.3), Nitrate-Nitrite (10-107-4-1C, 353.2), m-Xylene & p-Xylene (502.2, 524), Naphthalene (502.2), o-Xylene (502.2, 524), & Fecal Coliform (9222D).

The following analytes are Not Part of ELAP Solid and Hazardous Waste scope of accreditation:

Ammonia (SM 4500NH3G), TKN (351.2), Phosphorus (365.3), 1,2-Dichloro-1,1,2-trifluoroethane (8260), & Chlorodifluoromethane (8260).

The following analytes are Not Part of ELAP Non Potable Water scope of accreditation:

Dissolved Organic Carbon (5310C), Mecoprop (8151A), & MCPA (8151A).

Definitions and Glossary

Client: Leggette, Brashears & Graham, Inc.

Job Number:

Sdg Number: Clovewood

Abbreviation	These commonly used abbreviations may or may not be present in this report.
%R	Percent Recovery
DL, RA, RE	Indicates a Dilution, Reanalysis or Reextraction.
EPA	United States Environmental Protection Agency
MDL	Method Detection Limit - an estimate of the minimum amount of a substance that an analytical process can reliably detect. A MDL is analyte- and matrix-specific and may be laboratory-dependent.
ND	Not detected at the reporting limit (or MDL if shown).
QC	Quality Control
RL	Reporting Limit - the minimum levels, concentrations, or quantities of a target variable (e.g., target analyte) that can be reported with a specified degree of confidence.
RPD	Relative Percent Difference - a measure of the relative difference between two points.

EnviroTest Laboratories, Inc.

CHAIN OF CUSTODY

123595-5

REPORT# (Lab Use Only)

Lab Name: EnviroTest Laboratories
Address & Phone: 315 Fullerton Avenue, Newburgh, New York 12550 845-562-0890

PROJECT REFERENCE	PROJECT NO.	PROJECT LOCATION
Clovewood		
ENVIROTEST PROJECT MANAGER: Debra Bayer	P.O. NUMBER	TOWN
CLIENT (SITE) PM: LBG, Inc.	CLIENT PHONE: 203-929-8555	CLIENT FAX
CLIENT NAME: Stacy Stieber		
CLIENT ADDRESS: 4 Research Drive, Suite 204, Shelton, CT 06484		
COMPANY CONTRACTING THIS WORK (if applicable):		

PAGE 1 of 1

TURNAROUND TIME: NORMAL ✓ / QUICK ____ / VERBAL ____

#OF COOLERS: 1

SAMPLE DATE	SAMPLE TIME	SAMPLE IDENTIFICATION	MATRIX TYPE (COMPOSITE (C) OR GRAB (G) INDICATE; AQUEOUS (WATER) D (Drinking Water) or W (Waste Water) Indicate; SOLID OR SEMISOLID; OTHER Specify)	MPA C/G kit	40ml Vials HCl	40ml Sodium Thio.	250ml Amber Sodium Thio.	Liter Amber HCl/Na2SO3	250ml Plastic Nitric Acid	40ml Mon/Sod.Thio(liquid)	Liter Plastic	250ml Plastic Sodium Hyd.	125ml Plastic Sterile	Liter Plastic Nitric	40ml Vials Unpres.	REMARKS
7/13/17	800	C-23	D		3	2	1	2	1	2	4	1	2	5	2	Table 8B (Sb,As,Ba,Be,Cd,Cr,Cn,Hg,Ni
																Se,Tl,F)
																Table 8C (NO3,NO2)
				2-Liter Amber Unpres.												Table 8D (Cl,Fe,Mn,Ag,Na,SO4,Zn,Odor,Color)
				1-250ml Amber Unpres.												524.2 (POC,MTBE,Vinyl Chloride)
				3-250ml Plastic Unpres. (no air)												SOCs (504,508,515,525,531,547,548,549,Dioxin)
				2-40ml Amber Sodium Thio.												Additional Tests (Total coliform
				1-500ml Amber Sodium Thio.												thru Zinc)
				1-Liter Amber Plastic Sodium Thio.&H2SO4												Radio(Gross Alpha/Beta,Radium-226/228,Uranium)
				2-Liter Amber Sodium Thio.												Radon
																Dissolved Fe, Mn

	COMPANY	DATE	TIME	RECEIVED BY: (SIGNATURE)	COMPANY	DATE	TIME
RELINQUISHED BY: (SIGNATURE)	LBG	7/13/17	1143				
SAMPLED BY: (SIGNATURE)	LBG	7/13/17	800				
RELINQUISHED BY: (SIGNATURE)							

SUBCONTACT: PACE-SOCs, Radio, Radon; ASI-MPA/Crypto/Giardia

RECEIVED FOR LABORATORY BY: (SIGNATURE)	DATE	TIME	CUSTODY INTACT	Cooler Temp:.	LABORATORY REMARKS: ICE ✓ pH____ CL2____ Reveiwed by____
	7/13/17	1143	YES / NO	3.5°C	TC#3

LOGIN SAMPLE RECEIPT CHECK LIST

Client: Leggette, Brashears & Graham, Inc.

Job Number: 420-123595-5
SDG Number: Clovewood

Login Number: **123595**

Question	T/F/NA	Comment
Samples were collected by ETL employee as per SOP-SAM-1	NA	
The cooler's custody seal, if present, is intact.	NA	
The cooler or samples do not appear to have been compromised or tampered with.	True	
Samples were received on ice.	True	
Cooler Temperature is recorded.	True	3.5C
Cooler Temp. is within method specified range.(0-6 C PW, 0-8 C NPW, or BAC <10 C	True	
If false, was sample received on ice within 6 hours of collection.	NA	
Based on above criteria cooler temperature is acceptable.	True	
COC is present.	True	
COC is filled out in ink and legible.	True	
COC is filled out with all pertinent information.	True	
There are no discrepancies between the sample IDs on the containers and the COC.	True	
Samples are received within Holding Time.	False	pH
Sample containers have legible labels.	True	
Containers are not broken or leaking.	True	
Sample collection date/times are provided.	True	
Appropriate sample containers are used.	True	
Sample bottles are completely filled.	True	
There is sufficient vol. for all requested analyses, incl. any requested MS/MSDs	True	
VOA sample vials do not have headspace or bubble is <6mm (1/4") in diameter.	True	
If necessary, staff have been informed of any short hold time or quick TAT needs	True	
Multiphasic samples are not present.	True	
Samples do not require splitting or compositing.	True	

Pace Analytical Services, LLC
1638 Roseytown Road - Suites 2,3,4
Greensburg, PA 15601
(724)850-5600

August 03, 2017

Ms. Debra Bayer
EnviroTest Laboratories, Inc.
315 Fullerton Avenue
Newburgh, NY 12550

RE: Project: 42001269
Pace Project No.: 30224097

Dear Ms. Bayer:
Enclosed are the analytical results for sample(s) received by the laboratory on July 14, 2017. The results relate only to the samples included in this report. Results reported herein conform to the most current, applicable TNI/NELAC standards and the laboratory's Quality Assurance Manual, where applicable, unless otherwise noted in the body of the report.

If you have any questions concerning this report, please feel free to contact me.

Sincerely,

Jacquelyn Collins
jacquelyn.collins@pacelabs.com
(724)850-5612
Project Manager

Enclosures

cc: Janine Rader, EnviroTest Laboratories, Inc.

This report shall not be reproduced, except in full,
without the written consent of Pace Analytical Services, LLC.

Pace Analytical Services, LLC
1638 Roseytown Road - Suites 2,3,4
Greensburg, PA 15601
(724)850-5600

CERTIFICATIONS

Project: 42001269
Pace Project No.: 30224097

Pennsylvania Certification IDs

1638 Roseytown Rd Suites 2,3&4, Greensburg, PA 15601
L-A-B DOD-ELAP Accreditation #: L2417
Alabama Certification #: 41590
Arizona Certification #: AZ0734
Arkansas Certification
California Certification #: 04222CA
Colorado Certification
Connecticut Certification #: PH-0694
Delaware Certification
Florida/TNI Certification #: E87683
Georgia Certification #: C040
Guam Certification
Hawaii Certification
Idaho Certification
Illinois Certification
Indiana Certification
Iowa Certification #: 391
Kansas/TNI Certification #: E-10358
Kentucky Certification #: 90133
Louisiana DHH/TNI Certification #: LA140008
Louisiana DEQ/TNI Certification #: 4086
Maine Certification #: PA00091
Maryland Certification #: 308
Massachusetts Certification #: M-PA1457
Michigan/PADEP Certification
Missouri Certification #: 235
Montana Certification #: Cert 0082
Nebraska Certification #: NE-05-29-14
Nevada Certification #: PA014572015-1
New Hampshire/TNI Certification #: 2976
New Jersey/TNI Certification #: PA 051
New Mexico Certification #: PA01457
New York/TNI Certification #: 10888
North Carolina Certification #: 42706
North Dakota Certification #: R-190
Oregon/TNI Certification #: PA200002
Pennsylvania/TNI Certification #: 65-00282
Puerto Rico Certification #: PA01457
Rhode Island Certification #: 65-00282
South Dakota Certification
Tennessee Certification #: TN2867
Texas/TNI Certification #: T104704188-14-8
Utah/TNI Certification #: PA014572015-5
USDA Soil Permit #: P330-14-00213
Vermont Dept. of Health: ID# VT-0282
Virgin Island/PADEP Certification
Virginia/VELAP Certification #: 460198
Washington Certification #: C868
West Virginia DEP Certification #: 143
West Virginia DHHR Certification #: 9964C
Wisconsin Certification
Wyoming Certification #: 8TMS-L

This report shall not be reproduced, except in full,
without the written consent of Pace Analytical Services, LLC.

Pace Analytical Services, LLC
1638 Roseytown Road - Suites 2,3,4
Greensburg, PA 15601
(724)850-5600

SAMPLE SUMMARY

Project: 42001269
Pace Project No.: 30224097

Lab ID	Sample ID	Matrix	Date Collected	Date Received
30224097001	**C-23 (420-123595-5)**	Drinking Water	07/13/17 08:00	07/14/17 10:20

This report shall not be reproduced, except in full,
without the written consent of Pace Analytical Services, LLC.

Pace Analytical Services, LLC
1638 Roseytown Road - Suites 2,3,4
Greensburg, PA 15601
(724)850-5600

SAMPLE ANALYTE COUNT

Project: 42001269
Pace Project No.: 30224097

Lab ID	Sample ID	Method	Analysts	Analytes Reported
30224097001	**C-23 (420-123595-5)**	SM7500RnB-07	NEG	1
		EPA 900.0	NEG	2
		EPA 903.1	WRR	1
		EPA 904.0	VAL	1
		ASTM D5174-97	RMK	1

This report shall not be reproduced, except in full,
without the written consent of Pace Analytical Services, LLC.

Pace Analytical Services, LLC
1638 Roseytown Road - Suites 2,3,4
Greensburg, PA 15601
(724)850-5600

ANALYTICAL RESULTS - RADIOCHEMISTRY

Project: 42001269
Pace Project No.: 30224097

Sample: C-23 (420-123595-5) **Lab ID: 30224097001** Collected: 07/13/17 08:00 Received: 07/14/17 10:20 Matrix: Drinking Water
PWS: Site ID: Sample Type:

Parameters	Method	Act ± Unc (MDC) Carr Trac	Units	Analyzed	CAS No.	Qual
Radon	SM7500RnB-07	**78.3 ± 30.0 (46.0)** **C:NA T:NA**	pCi/L	07/15/17 05:27	10043-92-2	
Gross Alpha	EPA 900.0	**0.246 ± 0.830 (2.08)** **C:NA T:NA**	pCi/L	07/24/17 08:36	12587-46-1	
Gross Beta	EPA 900.0	**-0.028 ± 0.682 (1.70)** **C:NA T:NA**	pCi/L	07/24/17 08:36	12587-47-2	
Radium-226	EPA 903.1	**0.439 ± 0.317 (0.359)** **C:NA T:106%**	pCi/L	07/26/17 12:51	13982-63-3	
Radium-228	EPA 904.0	**0.249 ± 0.281 (0.596)** **C:78% T:91%**	pCi/L	07/27/17 11:15	15262-20-1	
Total Uranium	ASTM D5174-97	**0.084 ± 0.005 (0.193)** **C:NA T:NA**	ug/L	08/03/17 16:21	7440-61-1	

This report shall not be reproduced, except in full,
without the written consent of Pace Analytical Services, LLC.

Pace Analytical Services, LLC
1638 Roseytown Road - Suites 2,3,4
Greensburg, PA 15601
(724)850-5600

QUALITY CONTROL - RADIOCHEMISTRY

Project: 42001269
Pace Project No.: 30224097

QC Batch: 265143
QC Batch Method: ASTM D5174-97
Analysis Method: ASTM D5174-97
Analysis Description: D5174.97 Total Uranium KPA
Associated Lab Samples: 30224097001

METHOD BLANK: 1306496
Matrix: Water
Associated Lab Samples: 30224097001

Parameter	Act ± Unc (MDC) Carr Trac	Units	Analyzed	Qualifiers
Total Uranium	0.064 ± 0.004 (0.193) C:NA T:NA	ug/L	08/03/17 11:33	

Results presented on this page are in the units indicated by the "Units" column except where an alternate unit is presented to the right of the result.

REPORT OF LABORATORY ANALYSIS

This report shall not be reproduced, except in full,
without the written consent of Pace Analytical Services, LLC.

Pace Analytical Services, LLC
1638 Roseytown Road - Suites 2,3,4
Greensburg, PA 15601
(724)850-5600

QUALITY CONTROL - RADIOCHEMISTRY

Project: 42001269
Pace Project No.: 30224097

QC Batch: 265053 | Analysis Method: SM7500RnB-07
QC Batch Method: SM7500RnB-07 | Analysis Description: 7500Rn B Radon
Associated Lab Samples: 30224097001

METHOD BLANK: 1305441 | Matrix: Water
Associated Lab Samples: 30224097001

Parameter	Act ± Unc (MDC) Carr Trac	Units	Analyzed	Qualifiers
Radon	2.8 ± 18.8 (32.7) C:NA T:NA	pCi/L	07/15/17 02:40	

Results presented on this page are in the units indicated by the "Units" column except where an alternate unit is presented to the right of the result.

This report shall not be reproduced, except in full,
without the written consent of Pace Analytical Services, LLC.

Pace Analytical Services, LLC
1638 Roseytown Road - Suites 2,3,4
Greensburg, PA 15601
(724)850-5600

QUALITY CONTROL - RADIOCHEMISTRY

Project: 42001269
Pace Project No.: 30224097

QC Batch: 265152 | Analysis Method: EPA 903.1
QC Batch Method: EPA 903.1 | Analysis Description: 903.1 Radium-226
Associated Lab Samples: 30224097001

METHOD BLANK: 1306510 | Matrix: Water
Associated Lab Samples: 30224097001

Parameter	Act ± Unc (MDC) Carr Trac	Units	Analyzed	Qualifiers
Radium-226	0.159 ± 0.312 (0.570) C:NA T:95%	pCi/L	07/26/17 12:14	

Results presented on this page are in the units indicated by the "Units" column except where an alternate unit is presented to the right of the result.

REPORT OF LABORATORY ANALYSIS

This report shall not be reproduced, except in full,
without the written consent of Pace Analytical Services, LLC.

Pace Analytical Services, LLC
1638 Roseytown Road - Suites 2,3,4
Greensburg, PA 15601
(724)850-5600

QUALITY CONTROL - RADIOCHEMISTRY

Project: 42001269
Pace Project No.: 30224097

QC Batch: 265148 | Analysis Method: EPA 900.0
QC Batch Method: EPA 900.0 | Analysis Description: 900.0 Gross Alpha/Beta
Associated Lab Samples: 30224097001

METHOD BLANK: 1306505 | Matrix: Water
Associated Lab Samples: 30224097001

Parameter	Act ± Unc (MDC) Carr Trac	Units	Analyzed	Qualifiers
Gross Alpha	-0.333 ± 0.399 (1.52) C:NA T:NA	pCi/L	07/24/17 08:35	
Gross Beta	-0.362 ± 0.578 (1.62) C:NA T:NA	pCi/L	07/24/17 08:35	

Results presented on this page are in the units indicated by the "Units" column except where an alternate unit is presented to the right of the result.

This report shall not be reproduced, except in full,
without the written consent of Pace Analytical Services, LLC.

Pace Analytical Services, LLC
1638 Roseytown Road - Suites 2,3,4
Greensburg, PA 15601
(724)850-5600

QUALITY CONTROL - RADIOCHEMISTRY

Project: 42001269
Pace Project No.: 30224097

QC Batch: 265158 | Analysis Method: EPA 904.0
QC Batch Method: EPA 904.0 | Analysis Description: 904.0 Radium 228
Associated Lab Samples: 30224097001

METHOD BLANK: 1306521 | Matrix: Water
Associated Lab Samples: 30224097001

Parameter	Act ± Unc (MDC) Carr Trac	Units	Analyzed	Qualifiers
Radium-228	0.0810 ± 0.316 (0.717) C:75% T:85%	pCi/L	07/27/17 11:14	

Results presented on this page are in the units indicated by the "Units" column except where an alternate unit is presented to the right of the result.

This report shall not be reproduced, except in full,
without the written consent of Pace Analytical Services, LLC.

Pace Analytical Services, LLC
1638 Roseytown Road - Suites 2,3,4
Greensburg, PA 15601
(724)850-5600

QUALIFIERS

Project: 42001269
Pace Project No.: 30224097

DEFINITIONS

DF - Dilution Factor, if reported, represents the factor applied to the reported data due to dilution of the sample aliquot.

ND - Not Detected at or above adjusted reporting limit.

TNTC - Too Numerous To Count

J - Estimated concentration above the adjusted method detection limit and below the adjusted reporting limit.

MDL - Adjusted Method Detection Limit.

PQL - Practical Quantitation Limit.

RL - Reporting Limit.

S - Surrogate

1,2-Diphenylhydrazine decomposes to and cannot be separated from Azobenzene using Method 8270. The result for each analyte is a combined concentration.

Consistent with EPA guidelines, unrounded data are displayed and have been used to calculate % recovery and RPD values.

LCS(D) - Laboratory Control Sample (Duplicate)

MS(D) - Matrix Spike (Duplicate)

DUP - Sample Duplicate

RPD - Relative Percent Difference

NC - Not Calculable.

SG - Silica Gel - Clean-Up

U - Indicates the compound was analyzed for, but not detected.

N-Nitrosodiphenylamine decomposes and cannot be separated from Diphenylamine using Method 8270. The result reported for each analyte is a combined concentration.

Act - Activity

Unc - Uncertainty: SDWA = 1.96 sigma count uncertainty, all other matrices = Expanded Uncertainty (95% confidence interval). Gamma Spec = Expanded Uncertainty (95.4% Confidence Interval)

(MDC) - Minimum Detectable Concentration

Trac - Tracer Recovery (%)

Carr - Carrier Recovery (%)

Pace Analytical is TNI accredited. Contact your Pace PM for the current list of accredited analytes.

TNI - The NELAC Institute.

This report shall not be reproduced, except in full,
without the written consent of Pace Analytical Services, LLC.

EnviroTest Laboratories, Inc.
315 Fullerton Avenue
Newburgh, NY 12550
Phone (845) 562-0890 Fax (845) 562-0841

Chain of Custody Record

EnviroTest Laboratories Inc.

Client Information (Sub Contract Lab)	Sampler: S. Stieber of LBG 7/13/2017	Lab PM: Bayer, Debra	Carrier Tracking No(s):	COC No: 420-9121.1
Client Contact: Shipping/Receiving	Phone:	E-Mail: dbayer@envirotestlaboratories.com		Page: Page 1 of 1
Company: Pace Analytical Services, Inc.				STL Job #: 420-123595-5
Address: 1638 Roseytown Rd,Suites 2,3,4, ,	Due Date Requested: 7/27/2017			
City: Greensburg	TAT Requested (days):			
State, Zip: PA, 15601				
Phone:	PO #:			
Email:	WO #:			
Project Name: LBG, Inc.	Project #: 42001269			
Site:	SSOW#:			

Analysis Requested

Sample Identification Client ID (Lab ID)	Sample Date	Sample Time	Sample Type (C=comp, G=grab)	Matrix (W=water, S=solid, O=waste/oil, BT=Tissue, A=Air)	Field Filtered Sample (Yes or No)	Perform MS/MSD (Yes or No)	SUBCONTRACT/ 900 GA/GB/RA 226/RA 228	SUBCONTRACT/ Total Uranium	SUBCONTRACT/ Radon	Total Number of containers	Special Instructions/Note:
			Preservation Code:								
C - 23 (420-123595-5)	7/13/17	8:00		Water			X	X	X	7	001

Preservation Codes:

A - HCL	M - Hexane
B - NaOH	N - None
C - Zn Acetate	O - AsNaO2
D - Nitric Acid	P - Na2O4S
E - NaHSO4	Q - Na2SO3
F - MeOH	R - Na2S2SO3
G - Amchlor	S - H2SO4
H - Ascorbic Acid	T - TSP Dodecahydrate
I - Ice	U - Acetone
J - DI Water	V - MCAA
K - EDTA	W - ph 4-5
L - EDA	Z - other (specify)

Other:

MS Spikes 7/13/17 03

WO#: 30224097

30224097

Possible Hazard Identification
☐ Non-Hazard ☐ Flammable ☐ Skin Irritant ☐ Poison B ☐ Unknown ☐ Radiological

Sample Disposal (A fee may be assessed if samples are retained longer than 1 month)
☐ Return To Client ☐ Disposal By Lab ☐ Archive For _____ Months

Deliverable Requested: I, II, III, IV, Other (specify)

Special Instructions/QC Requirements:

Empty Kit Relinquished by:	Date:	Time:		Method of Shipment:	
Relinquished by: J D Ortiz	Date/Time: 7/13/17 1425	Company: ETL	Received by:	Date/Time: 7/14/17 1020	Company: PACE
Relinquished by:	Date/Time:	Company	Received by:	Date/Time:	Company
Relinquished by:	Date/Time:	Company	Received by:	Date/Time:	Company
Custody Seals Intact: Δ Yes Δ No	Custody Seal No.:		Cooler Temperature(s) °C and Other Remarks:		

Page 12 of 13

Sample Condition Upon Receipt Pittsburgh

30224097

Pace Analytical

Client Name: Envirotest Labs. Project # _____

Label ZH.
LIMS Login AML

Courier: ☑ Fed Ex ☐ UPS ☐ USPS ☐ Client ☐ Commercial ☐ Pace Other _____

Tracking #: 7796 2547 3330

Custody Seal on Cooler/Box Present: ☐ yes ☑ no Seals Intact: ☐ yes ☐ no

Thermometer Used 8 Type of Ice: (Wet) Blue None

Cooler Temperature Observed Temp 3.5 °C Correction Factor: 0.0 °C Final Temp: 3.5 °C

Temp should be above freezing to 6°C

Date and initials of person examining contents: ZH 7/14/17

Comments:	Yes	No	N/A		
Chain of Custody Present:	✓			1.	
Chain of Custody Filled Out:	✓			2.	
Chain of Custody Relinquished:	✓			3.	
Sampler Name & Signature on COC:		✓		4.	
Sample Labels match COC: -Includes date/time/ID Matrix: WT	✓			5.	
Samples Arrived within Hold Time:	✓			6.	
Short Hold Time Analysis (<72hr remaining):	✓			7.	
Rush Turn Around Time Requested:		✓		8.	
Sufficient Volume:	✓			9.	
Correct Containers Used:	✓			10.	
-Pace Containers Used:		✓			
Containers Intact:	✓			11.	
Orthophosphate field filtered				12.	
Organic Samples checked for dechlorination:			✓	13.	
Filtered volume received for Dissolved tests			✓	14.	
All containers have been checked for preservation.	✓			15.	
All containers needing preservation are found to be in compliance with EPA recommendation.	✓				
exceptions: VOA, coliform, TOC, O&G, Phenolics				Initial when completed ZH	Date/time of preservation
				Lot # of added preservative	
Headspace in VOA Vials (>6mm):			✓	16.	
Trip Blank Present:			✓	17.	
Trip Blank Custody Seals Present			✓		
Rad Aqueous Samples Screened > 0.5 mrem/hr		✓		Initial when completed: ZH	Date: 7/14/17

Client Notification/ Resolution:

Person Contacted: _____ Date/Time: _____ Contacted By: _____

Comments/ Resolution: _____

☐ A check in this box indicates that additional information has been stored in ereports.

Note: Whenever there is a discrepancy affecting North Carolina compliance samples, a copy of this form will be sent to the North Carolina DEHNR Certification Office (i.e. out of hold, incorrect preservative, out of temp, incorrect containers)

*PM review is documented electronically in LIMS. When the Project Manager closes the SRF Review schedule in LIMS. The review is in the Status section of the Workorder Edit Screen.

J:\QAQC\Master\Document Management\Sample Mgt\Sample Condition Upon Receipt Pittsburgh (C056-5 5July2017)

Pace Analytical Services, LLC
8 East Tower Circle
Ormond Beach, FL 32174
(386)672-5668

August 07, 2017

Ron Bayer
EnviroTest Laboratories Inc.
315 Fullerton Avenue
Newburgh, NY 12550

RE: Project: LBG,Inc 42001269
Pace Project No.: 35324057

Dear Ron Bayer:
Enclosed are the analytical results for sample(s) received by the laboratory on July 14, 2017. The results relate only to the samples included in this report. Results reported herein conform to the most current, applicable TNI/NELAC standards and the laboratory's Quality Assurance Manual, where applicable, unless otherwise noted in the body of the report.

If you have any questions concerning this report, please feel free to contact me.

Sincerely,

Bo Garcia
bo.garcia@pacelabs.com
(386)672-5668
Project Manager

Enclosures

cc: Debra Bayer, EnviroTest Laboratories Inc.
Renee Cusack, EnviroTest Laboratories Inc.
Laura Marciano, EnviroTest Laboratories Inc.
Janine Rader, EnviroTest Laboratories Inc.
Meredith Ruthven, EnviroTest Laboratories Inc.

This report shall not be reproduced, except in full,
without the written consent of Pace Analytical Services, LLC.

Pace Analytical Services, LLC
8 East Tower Circle
Ormond Beach, FL 32174
(386)672-5668

CERTIFICATIONS

Project: LBG,Inc 42001269
Pace Project No.: 35324057

Ormond Beach Certification IDs

8 East Tower Circle, Ormond Beach, FL 32174
Alabama Certification #: 41320
Connecticut Certification #: PH-0216
Delaware Certification: FL NELAC Reciprocity
Florida Certification #: E83079
Georgia Certification #: 955
Guam Certification: FL NELAC Reciprocity
Hawaii Certification: FL NELAC Reciprocity
Illinois Certification #: 200068
Indiana Certification: FL NELAC Reciprocity
Kansas Certification #: E-10383
Louisiana Certification #: FL NELAC Reciprocity
Louisiana Environmental Certificate #: 05007
Maryland Certification: #346
Michigan Certification #: 9911
Mississippi Certification: FL NELAC Reciprocity
Missouri Certification #: 236
Montana Certification #: Cert 0074
Nebraska Certification: NE-OS-28-14
Nevada Certification: FL NELAC Reciprocity
New York Certification #: 11608
North Carolina Environmental Certificate #: 667
North Carolina Certification #: 12710
Oklahoma Certification #: D9947
Pennsylvania Certification #: 68-00547
Puerto Rico Certification #: FL01264
South Carolina Certification: #96042001
Tennessee Certification #: TN02974
Texas Certification: FL NELAC Reciprocity
US Virgin Islands Certification: FL NELAC Reciprocity
Virginia Environmental Certification #: 460165
Wyoming Certification: FL NELAC Reciprocity
West Virginia Certification #: 9962C
Wisconsin Certification #: 399079670
Wyoming (EPA Region 8): FL NELAC Reciprocity

Long Island Certification IDs

575 Broad Hollow Rd, Melville, NY 11747
New York Certification #: 10478 Primary Accrediting Body
New Jersey Certification #: NY158
Pennsylvania Certification #: 68-00350
Connecticut Certification #: PH-0435
Maryland Certification #: 208
Rhode Island Certification #: LAO00340
Massachusetts Certification #: M-NY026
New Hampshire Certification #: 2987

This report shall not be reproduced, except in full,
without the written consent of Pace Analytical Services, LLC.

Pace Analytical Services, LLC
8 East Tower Circle
Ormond Beach, FL 32174
(386)672-5668

SAMPLE SUMMARY

Project: LBG,Inc 42001269
Pace Project No.: 35324057

Lab ID	Sample ID	Matrix	Date Collected	Date Received
35324057001	**C-23**	Drinking Water	07/13/17 08:00	07/14/17 11:10

This report shall not be reproduced, except in full,
without the written consent of Pace Analytical Services, LLC.

Pace Analytical Services, LLC
8 East Tower Circle
Ormond Beach, FL 32174
(386)672-5668

SAMPLE ANALYTE COUNT

Project: LBG,Inc 42001269
Pace Project No.: 35324057

Lab ID	Sample ID	Method	Analysts	Analytes Reported	Laboratory
35324057001	**C-23**	EPA 504.1	BP1	2	PASI-O
		EPA 505	MMR	3	
		EPA 508.1	LJM	18	PASI-O
		EPA 515.3	LJM	8	PASI-O
		EPA 531.1	WFH	9	PASI-O
		EPA 547	NMB	1	PASI-O
		EPA 549.2	NMB	1	PASI-O
		EPA 525.2	NS1	7	PASI-O
		EPA 548.1	JDT	1	PASI-O

This report shall not be reproduced, except in full,
without the written consent of Pace Analytical Services, LLC.

Pace Analytical Services, LLC
8 East Tower Circle
Ormond Beach, FL 32174
(386)672-5668

ANALYTICAL RESULTS

Project: LBG,Inc 42001269
Pace Project No.: 35324057

Sample: C-23 **Lab ID: 35324057001** Collected: 07/13/17 08:00 Received: 07/14/17 11:10 Matrix: Drinking Water

Parameters	Results	Units	PQL	MDL	DF	Prepared	Analyzed	CAS No.	Qual
504.1 GCS EDB and DBCP	Analytical Method: EPA 504.1 Preparation Method: EPA 504.1								
1,2-Dibromo-3-chloropropane	**<0.0055**	ug/L	0.017	0.0055	1	07/18/17 07:15	07/18/17 18:37	96-12-8	
1,2-Dibromoethane (EDB)	**<0.0064**	ug/L	0.0086	0.0064	1	07/18/17 07:15	07/18/17 18:37	106-93-4	
505 GCS Pesticides/PCBs	Analytical Method: EPA 505 Preparation Method: EPA 505								
Aldrin	**<0.025**	ug/L	0.025	0.025	1	07/20/17 16:38	07/20/17 23:03	309-00-2	
Surrogates									
Tetrachloro-m-xylene (S)	105	%.	30-150		1	07/20/17 16:38	07/20/17 23:03	877-09-8	
Decachlorobiphenyl (S)	83	%.	30-150		1	07/20/17 16:38	07/20/17 23:03	2051-24-3	
508.1 GCS Pesticides	Analytical Method: EPA 508.1 Preparation Method: EPA 508.1								
Alachlor	**<0.034**	ug/L	0.19	0.034	1	07/24/17 10:15	07/28/17 10:58	15972-60-8	
Atrazine	**<0.061**	ug/L	0.096	0.061	1	07/24/17 10:15	07/28/17 10:58	1912-24-9	L2
gamma-BHC (Lindane)	**<0.0029**	ug/L	0.019	0.0029	1	07/24/17 10:15	07/28/17 10:58	58-89-9	
Butachlor	**<0.026**	ug/L	0.096	0.026	1	07/24/17 10:15	07/28/17 10:58	23184-66-9	
Chlordane (Technical)	**<0.045**	ug/L	0.19	0.045	1	07/24/17 10:15	07/28/17 10:58	57-74-9	
Dieldrin	**<0.018**	ug/L	0.096	0.018	1	07/24/17 10:15	07/28/17 10:58	60-57-1	
Endrin	**<0.0067**	ug/L	0.0096	0.0067	1	07/24/17 10:15	07/28/17 10:58	72-20-8	
Heptachlor	**<0.012**	ug/L	0.039	0.012	1	07/24/17 10:15	07/28/17 10:58	76-44-8	
Heptachlor epoxide	**<0.0029**	ug/L	0.019	0.0029	1	07/24/17 10:15	07/28/17 10:58	1024-57-3	
Hexachlorobenzene	**<0.018**	ug/L	0.096	0.018	1	07/24/17 10:15	07/28/17 10:58	118-74-1	
Hexachlorocyclopentadiene	**<0.031**	ug/L	0.096	0.031	1	07/24/17 10:15	07/28/17 10:58	77-47-4	
Methoxychlor	**<0.049**	ug/L	0.096	0.049	1	07/24/17 10:15	07/28/17 10:58	72-43-5	
Metolachlor	**<0.045**	ug/L	0.096	0.045	1	07/24/17 10:15	07/28/17 10:58	51218-45-2	
PCB, Total	**<0.077**	ug/L	0.096	0.077	1	07/24/17 10:15	07/28/17 10:58	1336-36-3	
Propachlor	**<0.029**	ug/L	0.096	0.029	1	07/24/17 10:15	07/28/17 10:58	1918-16-7	
Simazine	**<0.066**	ug/L	0.067	0.066	1	07/24/17 10:15	07/28/17 10:58	122-34-9	L2
Toxaphene	**<0.59**	ug/L	0.96	0.59	1	07/24/17 10:15	07/28/17 10:58	8001-35-2	
Surrogates									
Decachlorobiphenyl (S)	83	%	70-130		1	07/24/17 10:15	07/28/17 10:58	2051-24-3	
515.3 Chlorinated Herbicides	Analytical Method: EPA 515.3 Preparation Method: EPA 515.3								
2,4-D	**<0.081**	ug/L	0.10	0.081	1	07/20/17 09:35	07/22/17 08:11	94-75-7	
Dalapon	**<0.89**	ug/L	1.0	0.89	1	07/20/17 09:35	07/22/17 08:11	75-99-0	
Dicamba	**<0.067**	ug/L	0.10	0.067	1	07/20/17 09:35	07/22/17 08:11	1918-00-9	L1
Dinoseb	**<0.16**	ug/L	0.20	0.16	1	07/20/17 09:35	07/22/17 08:11	88-85-7	
Pentachlorophenol	**<0.030**	ug/L	0.040	0.030	1	07/20/17 09:35	07/22/17 08:11	87-86-5	
Picloram	**<0.094**	ug/L	0.10	0.094	1	07/20/17 09:35	07/22/17 08:11	1918-02-1	
2,4,5-TP (Silvex)	**<0.16**	ug/L	0.20	0.16	1	07/20/17 09:35	07/22/17 08:11	93-72-1	
Surrogates									
2,4-DCAA (S)	95	%	70-130		1	07/20/17 09:35	07/22/17 08:11	19719-28-9	
531.1 HPLC Carbamates	Analytical Method: EPA 531.1								
Aldicarb	**<0.64**	ug/L	2.0	0.64	1		07/18/17 17:42	116-06-3	
Aldicarb sulfone	**<0.37**	ug/L	2.0	0.37	1		07/18/17 17:42	1646-88-4	
Aldicarb sulfoxide	**<0.59**	ug/L	2.0	0.59	1		07/18/17 17:42	1646-87-3	
Carbofuran	**<0.32**	ug/L	2.0	0.32	1		07/18/17 17:42	1563-66-2	

This report shall not be reproduced, except in full,
without the written consent of Pace Analytical Services, LLC.

Pace Analytical Services, LLC
8 East Tower Circle
Ormond Beach, FL 32174
(386)672-5668

ANALYTICAL RESULTS

Project: LBG,Inc 42001269
Pace Project No.: 35324057

Sample: C-23 **Lab ID: 35324057001** Collected: 07/13/17 08:00 Received: 07/14/17 11:10 Matrix: Drinking Water

Parameters	Results	Units	PQL	MDL	DF	Prepared	Analyzed	CAS No.	Qual
531.1 HPLC Carbamates	Analytical Method: EPA 531.1								
3-Hydroxycarbofuran	**<0.45**	ug/L	2.0	0.45	1		07/18/17 17:42	16655-82-6	
Methomyl	**<0.57**	ug/L	2.0	0.57	1		07/18/17 17:42	16752-77-5	
Oxamyl	**<0.55**	ug/L	2.0	0.55	1		07/18/17 17:42	23135-22-0	
Carbaryl	**<0.27**	ug/L	2.0	0.27	1		07/18/17 17:42	63-25-2	
Surrogates									
BDMC (S)	103	%	80-120		1		07/18/17 17:42		
547 HPLC Glyphosate	Analytical Method: EPA 547								
Glyphosate	**<4.2**	ug/L	6.0	4.2	1		07/20/17 05:28		
549.2 HPLC Paraquat Diquat	Analytical Method: EPA 549.2 Preparation Method: EPA 549.2								
Diquat	**<0.30**	ug/L	0.40	0.30	1	07/19/17 11:00	07/20/17 02:43	85-00-7	
525.2 Base Neutral Extractable	Analytical Method: EPA 525.2 Preparation Method: EPA 525.2								
Benzo(a)pyrene	**0.032J**	ug/L	0.096	0.013	1	07/25/17 10:15	07/25/17 17:21	50-32-8	
bis(2-Ethylhexyl)adipate	**<0.37**	ug/L	1.5	0.37	1	07/25/17 10:15	07/25/17 17:21	103-23-1	
bis(2-Ethylhexyl)phthalate	**<0.48**	ug/L	1.9	0.48	1	07/25/17 10:15	07/25/17 17:21	117-81-7	
Metribuzin	**<0.14**	ug/L	0.29	0.14	1	07/25/17 10:15	07/25/17 17:21	21087-64-9	
Surrogates									
1,3-Dimethyl-2-nitrobenzene(S)	106	%	70-130		1	07/25/17 10:15	07/25/17 17:21	81209	
Perylene-d12 (S)	101	%	70-130		1	07/25/17 10:15	07/25/17 17:21	1520963	
Triphenylphosphate (S)	93	%	70-130		1	07/25/17 10:15	07/25/17 17:21	115-86-6	
548.1 GCS Endothall	Analytical Method: EPA 548.1 Preparation Method: EPA 548.1								
Endothall	**<4.3**	ug/L	9.0	4.3	1	07/19/17 17:00	07/25/17 00:08		L2,L5

This report shall not be reproduced, except in full,
without the written consent of Pace Analytical Services, LLC.

Pace Analytical Services, LLC
8 East Tower Circle
Ormond Beach, FL 32174
(386)672-5668

QUALITY CONTROL DATA

Project: LBG,Inc 42001269
Pace Project No.: 35324057

QC Batch: 381535 | Analysis Method: EPA 531.1
QC Batch Method: EPA 531.1 | Analysis Description: 531.1 HPLC Carbamate
Associated Lab Samples: 35324057001

METHOD BLANK: 2070180 | Matrix: Water
Associated Lab Samples: 35324057001

Parameter	Units	Blank Result	Reporting Limit	MDL	Analyzed	Qualifiers
3-Hydroxycarbofuran	ug/L	<0.45	2.0	0.45	07/18/17 12:36	
Aldicarb	ug/L	<0.64	2.0	0.64	07/18/17 12:36	
Aldicarb sulfone	ug/L	<0.37	2.0	0.37	07/18/17 12:36	
Aldicarb sulfoxide	ug/L	<0.59	2.0	0.59	07/18/17 12:36	
Carbaryl	ug/L	<0.27	2.0	0.27	07/18/17 12:36	
Carbofuran	ug/L	<0.32	2.0	0.32	07/18/17 12:36	
Methomyl	ug/L	<0.57	2.0	0.57	07/18/17 12:36	
Oxamyl	ug/L	<0.55	2.0	0.55	07/18/17 12:36	
BDMC (S)	%	120	80-120		07/18/17 12:36	

LABORATORY CONTROL SAMPLE: 2070181

Parameter	Units	Spike Conc.	LCS Result	LCS % Rec	% Rec Limits	Qualifiers
3-Hydroxycarbofuran	ug/L	10	10.3	103	80-120	
Aldicarb	ug/L	10	11.2	112	80-120	
Aldicarb sulfone	ug/L	10	10.9	109	80-120	
Aldicarb sulfoxide	ug/L	10	12.0	120	80-120	
Carbaryl	ug/L	10	12.0	120	80-120	
Carbofuran	ug/L	10	11.7	117	80-120	
Methomyl	ug/L	10	10.6	106	80-120	
Oxamyl	ug/L	10	11.8	118	80-120	
BDMC (S)	%			118	80-120	

MATRIX SPIKE & MATRIX SPIKE DUPLICATE: 2070182 2070183

Parameter	Units	35323850001 Result	MS Spike Conc.	MSD Spike Conc.	MS Result	MSD Result	MS % Rec	MSD % Rec	% Rec Limits	RPD	Max RPD	Qual
3-Hydroxycarbofuran	ug/L	0.45U	10	10	10	10.2	100	102	80-120	2	20	
Aldicarb	ug/L	0.64U	10	10	10.5	10.3	105	103	80-120	3	20	
Aldicarb sulfone	ug/L	0.37U	10	10	9.5	9.8	95	98	80-120	4	20	
Aldicarb sulfoxide	ug/L	0.59U	10	10	11.2	11.0	112	110	80-120	2	20	
Carbaryl	ug/L	0.27U	10	10	12.0	11.5	120	115	80-120	4	20	
Carbofuran	ug/L	0.32U	10	10	11.3	10.5	113	105	80-120	7	20	
Methomyl	ug/L	0.57U	10	10	10.5	11.1	105	111	80-120	6	20	
Oxamyl	ug/L	0.55U	10	10	10.2	10.0	102	100	80-120	2	20	
BDMC (S)	%						103	98	80-120			

Results presented on this page are in the units indicated by the "Units" column except where an alternate unit is presented to the right of the result.

REPORT OF LABORATORY ANALYSIS

This report shall not be reproduced, except in full,
without the written consent of Pace Analytical Services, LLC.

Pace Analytical Services, LLC
8 East Tower Circle
Ormond Beach, FL 32174
(386)672-5668

QUALITY CONTROL DATA

Project: LBG,Inc 42001269
Pace Project No.: 35324057

QC Batch: 382091 | Analysis Method: EPA 547
QC Batch Method: EPA 547 | Analysis Description: 547 HPLC Glyphosate
Associated Lab Samples: 35324057001

METHOD BLANK: 2073233 | Matrix: Water
Associated Lab Samples: 35324057001

Parameter	Units	Blank Result	Reporting Limit	MDL	Analyzed	Qualifiers
Glyphosate	ug/L	<4.2	6.0	4.2	07/20/17 02:06	

LABORATORY CONTROL SAMPLE: 2073234

Parameter	Units	Spike Conc.	LCS Result	LCS % Rec	% Rec Limits	Qualifiers
Glyphosate	ug/L	50	52.3	105	80-120	

MATRIX SPIKE & MATRIX SPIKE DUPLICATE: 2073235 2073236

Parameter	Units	35324897001 Result	MS Spike Conc.	MSD Spike Conc.	MS Result	MSD Result	MS % Rec	MSD % Rec	% Rec Limits	RPD	Max RPD	Qual
Glyphosate	ug/L	0.0042U mg/L	50	50	48.2	48.4	96	97	80-120	0	30	

MATRIX SPIKE & MATRIX SPIKE DUPLICATE: 2073237 2073238

Parameter	Units	35324066001 Result	MS Spike Conc.	MSD Spike Conc.	MS Result	MSD Result	MS % Rec	MSD % Rec	% Rec Limits	RPD	Max RPD	Qual
Glyphosate	ug/L	<4.2	50	50	51.2	49.9	102	100	80-120	3	30	

Results presented on this page are in the units indicated by the "Units" column except where an alternate unit is presented to the right of the result.

This report shall not be reproduced, except in full,
without the written consent of Pace Analytical Services, LLC.

Pace Analytical Services, LLC
8 East Tower Circle
Ormond Beach, FL 32174
(386)672-5668

QUALITY CONTROL DATA

Project: LBG,Inc 42001269
Pace Project No.: 35324057

QC Batch: 381399 | Analysis Method: EPA 504.1
QC Batch Method: EPA 504.1 | Analysis Description: 504 EDB DBCP
Associated Lab Samples: 35324057001

METHOD BLANK: 2069376 | Matrix: Water
Associated Lab Samples: 35324057001

Parameter	Units	Blank Result	Reporting Limit	MDL	Analyzed	Qualifiers
1,2-Dibromo-3-chloropropane	ug/L	<0.0064	0.020	0.0064	07/18/17 13:43	
1,2-Dibromoethane (EDB)	ug/L	<0.0075	0.010	0.0075	07/18/17 13:43	

LABORATORY CONTROL SAMPLE & LCSD: 2069377 2070238

Parameter	Units	Spike Conc.	LCS Result	LCSD Result	LCS % Rec	LCSD % Rec	% Rec Limits	RPD	Max RPD	Qualifiers
1,2-Dibromo-3-chloropropane	ug/L	.25	0.27	0.24	109	96	70-130	12	40	
1,2-Dibromoethane (EDB)	ug/L	.25	0.29	0.25	116	101	70-130	13	40	

MATRIX SPIKE & MATRIX SPIKE DUPLICATE: 2070239 2070240

Parameter	Units	35324127010 Result	MS Spike Conc.	MSD Spike Conc.	MS Result	MSD Result	MS % Rec	MSD % Rec	% Rec Limits	RPD	Max RPD	Qual
1,2-Dibromo-3-chloropropane	ug/L	<0.0055	.44	.44	0.64	0.63	146	143	65-135	2	40	M1
1,2-Dibromoethane (EDB)	ug/L	<0.0064	.44	.44	0.64	0.63	146	145	65-135	1	40	M1

Results presented on this page are in the units indicated by the "Units" column except where an alternate unit is presented to the right of the result.

REPORT OF LABORATORY ANALYSIS

This report shall not be reproduced, except in full,
without the written consent of Pace Analytical Services, LLC.

Pace Analytical Services, LLC
8 East Tower Circle
Ormond Beach, FL 32174
(386)672-5668

QUALITY CONTROL DATA

Project: LBG,Inc 42001269
Pace Project No.: 35324057

QC Batch: 32255 | Analysis Method: EPA 505
QC Batch Method: EPA 505 | Analysis Description: 505 GCS Pesticides
Associated Lab Samples: 35324057001

METHOD BLANK: 149103 | Matrix: Water
Associated Lab Samples: 35324057001

Parameter	Units	Blank Result	Reporting Limit	MDL	Analyzed	Qualifiers
Aldrin	ug/L	<0.025	0.025	0.025	07/20/17 18:40	
Decachlorobiphenyl (S)	%.	75	30-150		07/20/17 18:40	
Tetrachloro-m-xylene (S)	%.	85	30-150		07/20/17 18:40	

LABORATORY CONTROL SAMPLE: 149104

Parameter	Units	Spike Conc.	LCS Result	LCS % Rec	% Rec Limits	Qualifiers
Aldrin	ug/L	.048	0.047	98	70-130	
Decachlorobiphenyl (S)	%.			95	30-150	
Tetrachloro-m-xylene (S)	%.			94	30-150	

LABORATORY CONTROL SAMPLE: 149105

Parameter	Units	Spike Conc.	LCS Result	LCS % Rec	% Rec Limits	Qualifiers
Aldrin	ug/L	.0095	<0.025	97	70-130	
Decachlorobiphenyl (S)	%.			89	30-150	
Tetrachloro-m-xylene (S)	%.			95	30-150	

MATRIX SPIKE SAMPLE: 149106

Parameter	Units	7024421001 Result	Spike Conc.	MS Result	MS % Rec	% Rec Limits	Qualifiers
Aldrin	ug/L	<0.025	.095	0.092	96	65-135	
Decachlorobiphenyl (S)	%.				75	30-150	
Tetrachloro-m-xylene (S)	%.				97	30-150	

Results presented on this page are in the units indicated by the "Units" column except where an alternate unit is presented to the right of the result.

REPORT OF LABORATORY ANALYSIS

This report shall not be reproduced, except in full,
without the written consent of Pace Analytical Services, LLC.

Pace Analytical Services, LLC
8 East Tower Circle
Ormond Beach, FL 32174
(386)672-5668

QUALITY CONTROL DATA

Project: LBG,Inc 42001269
Pace Project No.: 35324057

QC Batch: 382602 | Analysis Method: EPA 508.1
QC Batch Method: EPA 508.1 | Analysis Description: 508 GCS Pesticide
Associated Lab Samples: 35324057001

METHOD BLANK: 2076395 | Matrix: Water
Associated Lab Samples: 35324057001

Parameter	Units	Blank Result	Reporting Limit	MDL	Analyzed	Qualifiers
Alachlor	ug/L	<0.035	0.20	0.035	07/28/17 05:11	
Atrazine	ug/L	<0.063	0.10	0.063	07/28/17 05:11	
Butachlor	ug/L	<0.027	0.10	0.027	07/28/17 05:11	
Chlordane (Technical)	ug/L	<0.047	0.20	0.047	07/28/17 05:11	
Dieldrin	ug/L	<0.019	0.10	0.019	07/28/17 05:11	
Endrin	ug/L	<0.0070	0.010	0.0070	07/28/17 05:11	
gamma-BHC (Lindane)	ug/L	<0.0030	0.020	0.0030	07/28/17 05:11	
Heptachlor	ug/L	<0.012	0.040	0.012	07/28/17 05:11	
Heptachlor epoxide	ug/L	<0.0030	0.020	0.0030	07/28/17 05:11	
Hexachlorobenzene	ug/L	<0.019	0.10	0.019	07/28/17 05:11	
Hexachlorocyclopentadiene	ug/L	<0.032	0.10	0.032	07/28/17 05:11	
Methoxychlor	ug/L	<0.051	0.10	0.051	07/28/17 05:11	
Metolachlor	ug/L	<0.047	0.10	0.047	07/28/17 05:11	
Propachlor	ug/L	<0.030	0.10	0.030	07/28/17 05:11	
Simazine	ug/L	<0.069	0.070	0.069	07/28/17 05:11	
Toxaphene	ug/L	<0.61	1.0	0.61	07/28/17 05:11	
Decachlorobiphenyl (S)	%	93	70-130		07/28/17 05:11	

LABORATORY CONTROL SAMPLE: 2076396

Parameter	Units	Spike Conc.	LCS Result	LCS % Rec	% Rec Limits	Qualifiers
Alachlor	ug/L	1	0.93	93	70-130	
Atrazine	ug/L	1.2	<0.063	0	70-130	L2
Butachlor	ug/L	.5	0.50	99	70-130	
Chlordane (Technical)	ug/L		<0.047			
Dieldrin	ug/L	.5	0.45	90	70-130	
Endrin	ug/L	.05	0.044	87	70-130	
gamma-BHC (Lindane)	ug/L	.1	0.090	90	70-130	
Heptachlor	ug/L	.2	0.17	86	70-130	
Heptachlor epoxide	ug/L	.1	0.10	100	70-130	
Hexachlorobenzene	ug/L	.5	0.63	125	70-130	
Hexachlorocyclopentadiene	ug/L	.5	0.78	155	70-130	
Methoxychlor	ug/L	.5	0.55	110	70-130	
Metolachlor	ug/L	.5	0.43	87	70-130	
Propachlor	ug/L	.5	0.48	97	70-130	
Simazine	ug/L	.88	0.43	49	70-130	L2
Toxaphene	ug/L		<0.61			
Decachlorobiphenyl (S)	%			96	70-130	

Results presented on this page are in the units indicated by the "Units" column except where an alternate unit is presented to the right of the result.

REPORT OF LABORATORY ANALYSIS

This report shall not be reproduced, except in full,
without the written consent of Pace Analytical Services, LLC.

Pace Analytical Services, LLC
8 East Tower Circle
Ormond Beach, FL 32174
(386)672-5668

QUALITY CONTROL DATA

Project: LBG,Inc 42001269
Pace Project No.: 35324057

MATRIX SPIKE & MATRIX SPIKE DUPLICATE: 2077205 2077206

Parameter	Units	35324367001 Result	MS Spike Conc.	MSD Spike Conc.	MS Result	MSD Result	MS % Rec	MSD % Rec	% Rec Limits	RPD	Max RPD	Qual
Alachlor	ug/L				0.96	0.95				1	40	M1
Atrazine	ug/L				<0.13	<0.13					40	M0
Butachlor	ug/L				0.50	0.50				1	40	M1
Chlordane (Technical)	ug/L				<0.094	<0.094					40	
Dieldrin	ug/L				0.44	0.43				1	40	M1
Endrin	ug/L				0.043	0.043				0	40	M1
gamma-BHC (Lindane)	ug/L				0.092	0.091				1	40	M1
Heptachlor	ug/L				0.18	0.16				9	40	M1
Heptachlor epoxide	ug/L				0.098	0.097				2	40	M1
Hexachlorobenzene	ug/L				0.64	0.60				8	40	M1
Hexachlorocyclopentadiene	ug/L				0.80	0.69				15	40	
Methoxychlor	ug/L				0.52	0.52				1	40	
Metolachlor	ug/L				0.46	0.46				1	40	M1
Propachlor	ug/L				0.52	0.51				2	40	M1
Simazine	ug/L				1.1	1.2				8	40	
Toxaphene	ug/L				<1.2	<1.2					40	
Decachlorobiphenyl (S)	%						46	46	70-130		40	S0

Results presented on this page are in the units indicated by the "Units" column except where an alternate unit is presented to the right of the result.

This report shall not be reproduced, except in full,
without the written consent of Pace Analytical Services, LLC.

Pace Analytical Services, LLC
8 East Tower Circle
Ormond Beach, FL 32174
(386)672-5668

QUALITY CONTROL DATA

Project: LBG,Inc 42001269
Pace Project No.: 35324057

QC Batch: 382064 | Analysis Method: EPA 515.3
QC Batch Method: EPA 515.3 | Analysis Description: 5153 GCS Herbicides
Associated Lab Samples: 35324057001

METHOD BLANK: 2073155 | Matrix: Water
Associated Lab Samples: 35324057001

Parameter	Units	Blank Result	Reporting Limit	MDL	Analyzed	Qualifiers
2,4,5-TP (Silvex)	ug/L	<0.16	0.20	0.16	07/22/17 00:29	
2,4-D	ug/L	<0.081	0.10	0.081	07/22/17 00:29	
Dalapon	ug/L	<0.89	1.0	0.89	07/22/17 00:29	
Dicamba	ug/L	<0.067	0.10	0.067	07/22/17 00:29	
Dinoseb	ug/L	<0.16	0.20	0.16	07/22/17 00:29	
Pentachlorophenol	ug/L	<0.030	0.040	0.030	07/22/17 00:29	
Picloram	ug/L	<0.094	0.10	0.094	07/22/17 00:29	
2,4-DCAA (S)	%	88	70-130		07/22/17 00:29	

LABORATORY CONTROL SAMPLE: 2073156

Parameter	Units	Spike Conc.	LCS Result	LCS % Rec	% Rec Limits	Qualifiers
2,4,5-TP (Silvex)	ug/L	1	1.0	103	70-130	
2,4-D	ug/L	.5	0.39	78	70-130	
Dalapon	ug/L	5	4.5	90	70-130	
Dicamba	ug/L	.5	0.66	132	70-130	L1
Dinoseb	ug/L	1	1.1	114	70-130	
Pentachlorophenol	ug/L	.2	0.20	98	70-130	
Picloram	ug/L	.5	0.50	99	70-130	
2,4-DCAA (S)	%			93	70-130	

MATRIX SPIKE & MATRIX SPIKE DUPLICATE: 2073478 2073479

Parameter	Units	92347613003 Result	MS Spike Conc.	MSD Spike Conc.	MS Result	MSD Result	MS % Rec	MSD % Rec	% Rec Limits	RPD	Max RPD	Qual
2,4,5-TP (Silvex)	ug/L	ND	1	1	1.1	1.1	108	111	70-130	3	40	
2,4-D	ug/L	ND	.5	.5	0.42	0.47	84	94	70-130	11	40	
Dalapon	ug/L	ND	5	5	5.7	6.0	115	120	70-130	5	40	
Dicamba	ug/L	ND	.5	.5	0.58	0.63	117	126	70-130	7	40	
Dinoseb	ug/L	ND	1	1	1.1	1.1	105	113	70-130	7	40	
Pentachlorophenol	ug/L	ND	.2	.2	0.18	0.19	91	95	70-130	4	40	
Picloram	ug/L	ND	.5	.5	0.65	0.70	130	140	70-130	7	40	M1
2,4-DCAA (S)	%						98	99	70-130			

Results presented on this page are in the units indicated by the "Units" column except where an alternate unit is presented to the right of the result.

REPORT OF LABORATORY ANALYSIS

This report shall not be reproduced, except in full,
without the written consent of Pace Analytical Services, LLC.

Pace Analytical Services, LLC
8 East Tower Circle
Ormond Beach, FL 32174
(386)672-5668

QUALITY CONTROL DATA

Project: LBG,Inc 42001269
Pace Project No.: 35324057

MATRIX SPIKE & MATRIX SPIKE DUPLICATE: 2073480 2073481

Parameter	Units	35323949005 Result	MS Spike Conc.	MSD Spike Conc.	MS Result	MSD Result	MS % Rec	MSD % Rec	% Rec Limits	RPD	Max RPD	Qual
2,4,5-TP (Silvex)	ug/L	<0.16	1	1	1.1	1.1	108	110	70-130	1	40	
2,4-D	ug/L	<0.081	.5	.5	0.40	0.41	79	82	70-130	3	40	
Dalapon	ug/L	<0.89	5	5	4.7	4.8	94	95	70-130	1	40	
Dicamba	ug/L	<0.067	.5	.5	0.51	0.63	103	127	70-130	21	40	
Dinoseb	ug/L	<0.16	1	1	1.1	1.1	110	111	70-130	1	40	
Pentachlorophenol	ug/L	<0.030	.2	.2	0.19	0.19	96	97	70-130	1	40	
Picloram	ug/L	<0.094	.5	.5	0.55	0.57	110	115	70-130	5	40	
2,4-DCAA (S)	%						95	93	70-130			

Results presented on this page are in the units indicated by the "Units" column except where an alternate unit is presented to the right of the result.

This report shall not be reproduced, except in full,
without the written consent of Pace Analytical Services, LLC.

Pace Analytical Services, LLC
8 East Tower Circle
Ormond Beach, FL 32174
(386)672-5668

QUALITY CONTROL DATA

Project: LBG,Inc 42001269
Pace Project No.: 35324057

QC Batch: 382603 | Analysis Method: EPA 525.2
QC Batch Method: EPA 525.2 | Analysis Description: 525.2 Base Neutral Extractables
Associated Lab Samples: 35324057001

METHOD BLANK: 2076402 | Matrix: Water
Associated Lab Samples: 35324057001

Parameter	Units	Blank Result	Reporting Limit	MDL	Analyzed	Qualifiers
Benzo(a)pyrene	ug/L	<0.013	0.10	0.013	07/25/17 15:37	
bis(2-Ethylhexyl)adipate	ug/L	<0.38	1.6	0.38	07/25/17 15:37	
bis(2-Ethylhexyl)phthalate	ug/L	<0.50	2.0	0.50	07/25/17 15:37	
Metribuzin	ug/L	<0.15	0.30	0.15	07/25/17 15:37	
1,3-Dimethyl-2-nitrobenzene(S)	%	85	70-130		07/25/17 15:37	
Perylene-d12 (S)	%	109	70-130		07/25/17 15:37	
Triphenylphosphate (S)	%	85	70-130		07/25/17 15:37	

LABORATORY CONTROL SAMPLE: 2076403

Parameter	Units	Spike Conc.	LCS Result	LCS % Rec	% Rec Limits	Qualifiers
Benzo(a)pyrene	ug/L	.4	0.30	76	70-130	
bis(2-Ethylhexyl)adipate	ug/L	6.4	4.9	77	70-130	
bis(2-Ethylhexyl)phthalate	ug/L	8	6.8	85	70-130	
Metribuzin	ug/L	1.2	1.0	83	70-130	
1,3-Dimethyl-2-nitrobenzene(S)	%			101	70-130	
Perylene-d12 (S)	%			94	70-130	
Triphenylphosphate (S)	%			86	70-130	

MATRIX SPIKE & MATRIX SPIKE DUPLICATE: 2077203 2077204

Parameter	Units	35323929005 Result	MS Spike Conc.	MSD Spike Conc.	MS Result	MSD Result	MS % Rec	MSD % Rec	% Rec Limits	RPD	Max RPD	Qual
Benzo(a)pyrene	ug/L	<0.013	.8	.8	0.66	0.67	83	84	70-130	1	40	
bis(2-Ethylhexyl)adipate	ug/L	<0.37	12.8	12.8	9.7	10.4	76	81	70-130	6	40	
bis(2-Ethylhexyl)phthalate	ug/L	<0.49	16	16	12.6	13.7	79	86	70-130	9	40	
Metribuzin	ug/L	<0.15	2.4	2.4	1.7	1.7	71	72	70-130	2	40	
1,3-Dimethyl-2-nitrobenzene(S)	%						100	99	70-130			
Perylene-d12 (S)	%						88	93	70-130			
Triphenylphosphate (S)	%						80	87	70-130			

Results presented on this page are in the units indicated by the "Units" column except where an alternate unit is presented to the right of the result.

REPORT OF LABORATORY ANALYSIS

This report shall not be reproduced, except in full,
without the written consent of Pace Analytical Services, LLC.

Pace Analytical Services, LLC
8 East Tower Circle
Ormond Beach, FL 32174
(386)672-5668

QUALITY CONTROL DATA

Project: LBG,Inc 42001269
Pace Project No.: 35324057

QC Batch: 381974 | Analysis Method: EPA 548.1
QC Batch Method: EPA 548.1 | Analysis Description: 548 GCS Endothall
Associated Lab Samples: 35324057001

METHOD BLANK: 2072291 | Matrix: Water
Associated Lab Samples: 35324057001

Parameter	Units	Blank Result	Reporting Limit	MDL	Analyzed	Qualifiers
Endothall	ug/L	<4.3	9.0	4.3	07/24/17 19:29	

LABORATORY CONTROL SAMPLE: 2072292

Parameter	Units	Spike Conc.	LCS Result	LCS % Rec	% Rec Limits	Qualifiers
Endothall	ug/L	50	39.6	79	80-120	

MATRIX SPIKE & MATRIX SPIKE DUPLICATE: 2072347 2072348

Parameter	Units	35324386001 Result	MS Spike Conc.	MSD Spike Conc.	MS Result	MSD Result	MS % Rec	MSD % Rec	% Rec Limits	RPD	Max RPD	Qual
Endothall	ug/L	4.3U	50	50	45.0	44.4	90	89	80-120	1	30	

MATRIX SPIKE & MATRIX SPIKE DUPLICATE: 2072358 2072359

Parameter	Units	35324386002 Result	MS Spike Conc.	MSD Spike Conc.	MS Result	MSD Result	MS % Rec	MSD % Rec	% Rec Limits	RPD	Max RPD	Qual
Endothall	ug/L	4.3U	50	50	34.3	41.0	69	82	80-120	18	30	M0

Results presented on this page are in the units indicated by the "Units" column except where an alternate unit is presented to the right of the result.

This report shall not be reproduced, except in full,
without the written consent of Pace Analytical Services, LLC.

Pace Analytical Services, LLC
8 East Tower Circle
Ormond Beach, FL 32174
(386)672-5668

QUALITY CONTROL DATA

Project: LBG,Inc 42001269
Pace Project No.: 35324057

QC Batch: 381794 | Analysis Method: EPA 549.2
QC Batch Method: EPA 549.2 | Analysis Description: 549 HPLC Paraquat Diquat
Associated Lab Samples: 35324057001

METHOD BLANK: 2071478 | Matrix: Water
Associated Lab Samples: 35324057001

Parameter	Units	Blank Result	Reporting Limit	MDL	Analyzed	Qualifiers
Diquat	ug/L	<0.30	0.40	0.30	07/20/17 00:32	

LABORATORY CONTROL SAMPLE: 2071479

Parameter	Units	Spike Conc.	LCS Result	LCS % Rec	% Rec Limits	Qualifiers
Diquat	ug/L	2	1.6	82	70-130	

MATRIX SPIKE & MATRIX SPIKE DUPLICATE: 2071882 2071883

Parameter	Units	35324366001 Result	MS Spike Conc.	MSD Spike Conc.	MS Result	MSD Result	MS % Rec	MSD % Rec	% Rec Limits	RPD	Max RPD	Qual
Diquat	ug/L	0.30U	2	2	1.7	1.7	84	84	70-130	0	30	

MATRIX SPIKE & MATRIX SPIKE DUPLICATE: 2071884 2071885

Parameter	Units	35324454001 Result	MS Spike Conc.	MSD Spike Conc.	MS Result	MSD Result	MS % Rec	MSD % Rec	% Rec Limits	RPD	Max RPD	Qual
Diquat	ug/L	0.00030U mg/L	2	2	0.60	0.84	30	42	70-130	35	30	M1,R1

Results presented on this page are in the units indicated by the "Units" column except where an alternate unit is presented to the right of the result.

This report shall not be reproduced, except in full,
without the written consent of Pace Analytical Services, LLC.

Pace Analytical Services, LLC
8 East Tower Circle
Ormond Beach, FL 32174
(386)672-5668

QUALIFIERS

Project: LBG,Inc 42001269
Pace Project No.: 35324057

DEFINITIONS

DF - Dilution Factor, if reported, represents the factor applied to the reported data due to dilution of the sample aliquot.

ND - Not Detected at or above adjusted reporting limit.

TNTC - Too Numerous To Count

J - Estimated concentration above the adjusted method detection limit and below the adjusted reporting limit.

MDL - Adjusted Method Detection Limit.

PQL - Practical Quantitation Limit.

RL - Reporting Limit.

S - Surrogate

1,2-Diphenylhydrazine decomposes to and cannot be separated from Azobenzene using Method 8270. The result for each analyte is a combined concentration.

Consistent with EPA guidelines, unrounded data are displayed and have been used to calculate % recovery and RPD values.

LCS(D) - Laboratory Control Sample (Duplicate)

MS(D) - Matrix Spike (Duplicate)

DUP - Sample Duplicate

RPD - Relative Percent Difference

NC - Not Calculable.

SG - Silica Gel - Clean-Up

U - Indicates the compound was analyzed for, but not detected.

N-Nitrosodiphenylamine decomposes and cannot be separated from Diphenylamine using Method 8270. The result reported for each analyte is a combined concentration.

Pace Analytical is TNI accredited. Contact your Pace PM for the current list of accredited analytes.

TNI - The NELAC Institute.

LABORATORIES

PASI-O	Pace Analytical Services - Ormond Beach

ANALYTE QUALIFIERS

L1	Analyte recovery in the laboratory control sample (LCS) was above QC limits. Results for this analyte in associated samples may be biased high.
L2	Analyte recovery in the laboratory control sample (LCS) was below QC limits. Results for this analyte in associated samples may be biased low.
L5	LCS recovery exceeded QC limits. Batch accepted based on matrix spike recovery within LCS limits.
M0	Matrix spike recovery and/or matrix spike duplicate recovery was outside laboratory control limits.
M1	Matrix spike recovery exceeded QC limits. Batch accepted based on laboratory control sample (LCS) recovery.
R1	RPD value was outside control limits.
S0	Surrogate recovery outside laboratory control limits.

This report shall not be reproduced, except in full,
without the written consent of Pace Analytical Services, LLC.

Pace Analytical Services, LLC
8 East Tower Circle
Ormond Beach, FL 32174
(386)672-5668

QUALITY CONTROL DATA CROSS REFERENCE TABLE

Project: LBG,Inc 42001269
Pace Project No.: 35324057

Lab ID	Sample ID	QC Batch Method	QC Batch	Analytical Method	Analytical Batch
35324057001	**C-23**	EPA 504.1	381399	EPA 504.1	381607
35324057001	**C-23**	EPA 505	32255	EPA 505	32334
35324057001	**C-23**	EPA 508.1	382602	EPA 508.1	383798
35324057001	**C-23**	EPA 515.3	382064	EPA 515.3	382572
35324057001	**C-23**	EPA 531.1	381535		
35324057001	**C-23**	EPA 547	382091		
35324057001	**C-23**	EPA 549.2	381794	EPA 549.2	382025
35324057001	**C-23**	EPA 525.2	382603	EPA 525.2	382996
35324057001	**C-23**	EPA 548.1	381974	EPA 548.1	382933

This report shall not be reproduced, except in full,
without the written consent of Pace Analytical Services, LLC.

EnviroTest Laboratories, Inc.
315 Fullerton Avenue
Newburgh, NY 12550
Phone (845) 562-0890 Fax (845) 562-0841

WO# : 35324057

35324057

Custody Record

EnviroTest Laboratories Inc.

Client Information (Sub Contract Lab)	Debra	Carrier Tracking No(s):	COC No: 420-9126.1
Client Contact: Shipping/Receiving	Phone:	E-Mail: dbayer@envirotestlaboratories.com	Page: Page 1 of 1
Company: Pace Analytical Ormond Beach			STL Job #: 420-123595-5
Address: 8 East Tower Circle, ,	Due Date Requested: 7/25/2017		
City: Ormond Beach	TAT Requested (days): Std TAT 7/13/17 03		
State, Zip: FL, 32174			
Phone: 111-222-3333(Tel)	PO #:		
Email:	WO #:		
Project Name: LBG, Inc.	Project #: 42001269		
Site:	SSOW#:		

Analysis Requested

Preservation Codes:

A - HCL, B - NaOH, C - Zn Acetate, D - Nitric Acid, E - NaHSO4, F - MeOH, G - Amchlor, H - Ascorbic Acid, I - Ice, J - DI Water, K - EDTA, L - EDA, M - Hexane, N - None, O - AsNaO2, P - Na2O4S, Q - Na2SO3, R - Na2S2SO3, S - H2SO4, T - TSP Dodecahydrate, U - Acetone, V - MCAA, W - ph 4-5, Z - other (specify)

Other:

Sample Identification Client ID (Lab ID)	Sample Date	Sample Time	Sample Type (C=comp, G=grab)	Matrix (W=water, S=solid, O=waste/oil, BT=Tissue, A=Air)	Field Filtered Sample (Yes or No)	Perform MS/MSD (Yes or No)	SUBCONTRACT/ 515 Chlorinated Acids	SUBCONTRACT/ 504 EPA 504.1 EDB/DBCP	SUBCONTRACT/ 531.1 Carbamate Pesticides in DW	SUBCONTRACT/ 525.2 Semivolatile Organics	SUBCONTRACT/ 508	SUBCONTRACT/ 547	SUBCONTRACT/ 548	SUBCONTRACT/ 549	SUBCONTRACT/ Dioxin					Total Number of containers	Special Instructions/Note:
			Preservation Code:																		
C - 23 (420-123595-5)	7/13/17	8:00		Water			X	X	X	X	X	X	X	X	X					13	

Possible Hazard Identification
☐ Non-Hazard ☐ Flammable ☐ Skin Irritant ☐ Poison B ☐ Unknown ☐ Radiological

Sample Disposal (A fee may be assessed if samples are retained longer than 1 month)
☐ Return To Client ☐ Disposal By Lab ☐ Archive For _____ Months

Deliverable Requested: I, II, III, IV, Other (specify)

Special Instructions/QC Requirements:

Empty Kit Relinquished by:	Date:		Time:	Method of Shipment:	
Relinquished by:	Date/Time: 7/13/17 1440	Company ETL	Received by: TDH pace	Date/Time: 7/14/17 1110	Company TDSG 10.4
Relinquished by:	Date/Time:	Company	Received by:	Date/Time:	Company
Relinquished by:	Date/Time:	Company	Received by:	Date/Time:	Company
Custody Seals Intact: Δ Yes Δ No	Custody Seal No.:		Cooler Temperature(s) °C and Other Remarks:		

Pace Analytical Florida Laboratory	Document Name: Sample Condition Upon Receipt Form	Document Revised: February 6, 2017
	Document No.: F-FL-C-007 rev. 11	Issuing Authority: Pace Florida Quality Office

Sample Condition Upon Receipt Form (SCUR)

Project # WO#: 35324057

Project Manager: PM: VEG Due Date: 07/28/17

Client: CLIENT: EVNTES

Date and Initials of person:
Examining contents:
Label: N/A
Deliver:
pH:

Thermometer Used: 7786 Date: 7/14/17 Time: 1110 Initials: [illegible]

Cooler #1 Temp.°C 9.6 (Visual) +0.1 (Correction Factor) 9.7 (Actual) ☐ Samples on ice, cooling process has begun
Cooler #2 Temp.°C 10.3 (Visual) +0.1 (Correction Factor) 10.4 (Actual) ☐ Samples on ice, cooling process has begun
Cooler #3 Temp.°C 9.4 (Visual) +0.1 (Correction Factor) 9.5 (Actual) ☐ Samples on ice, cooling process has begun
Cooler #4 Temp.°C ____ (Visual) ____ (Correction Factor) ____ (Actual) ☐ Samples on ice, cooling process has begun
Cooler #5 Temp.°C ____ (Visual) ____ (Correction Factor) ____ (Actual) ☐ Samples on ice, cooling process has begun
Cooler #6 Temp.°C ____ (Visual) ____ (Correction Factor) ____ (Actual) ☐ Samples on ice, cooling process has begun

Courier: ☑ Fed Ex ☐ UPS ☐ USPS ☐ Client ☐ Commercial ☐ Pace ☐ Other ____

Shipping Method: ☐ First Overnight ☐ Priority Overnight ☑ Standard Overnight ☐ Ground ☐ Other ____

Billing: ☑ Recipient ☐ Sender ☐ Third Party ☐ Unknown

Tracking # 7796 2610 4340 / 7796 2609 3485 / 7796 2608 5178

Custody Seal on Cooler/Box Present: ☐ Yes ☑ No **Seals intact:** ☐ Yes ☐ No **Ice:** (Wet) Blue None

Packing Material: ☑ Bubble Wrap ☑ Bubble Bags ☐ None ☐ Other ____

Samples shorted to lab (If Yes, complete) Shorted Date: ____ Shorted Time: ____ Qty: ____

		Comments:
Chain of Custody Present	☑ Yes ☐ No ☐ N/A	
Chain of Custody Filled Out	☑ Yes ☐ No ☐ N/A	
Relinquished Signature & Sampler Name COC	☑ Yes ☐ No ☐ N/A	
Samples Arrived within Hold Time	☑ Yes ☐ No ☐ N/A	
Rush TAT requested on COC	☐ Yes ☑ No ☐ N/A	
Sufficient Volume	☑ Yes ☐ No ☐ N/A	
Correct Containers Used	☑ Yes ☐ No ☐ N/A	
Containers Intact	☑ Yes ☐ No ☐ N/A	
Sample Labels match COC (sample IDs & date/time of collection)	☑ Yes ☐ No ☐ N/A	
All containers needing acid/base preservation have been checked.	☑ Yes ☐ No ☐ N/A	Preservation Information: Preservative: ____ Lot #/Trace #: ____ Date: ____ Time: ____ Initials: ____
All Containers needing preservation are found to be in compliance with EPA recommendation: Exceptions: VOA, Coliform, TOC, O&G, Carbamates	☑ Yes ☐ No ☐ N/A	
Headspace in VOA Vials? (>6mm):	☐ Yes ☐ No ☑ N/A	
Trip Blank Present:	☐ Yes ☐ No ☑ N/A	

Client Notification/ Resolution:
Person Contacted: ____ Date/Time: ____

Comments/ Resolution (use back for additional comments):
Okay to Run OCT per PM

Project Manager Review: ____ Date: ____

Pace Analytical Services, Inc.
1700 Elm Street
Minneapolis, MN 55414
Phone: 612.607.1700
Fax: 612.607.6444

www.pacelabs.com

Report Prepared for:

Jeff Baylor
PASI Florida
8 East Tower Circle
Ormond Beach FL 32174

REPORT OF LABORATORY ANALYSIS FOR 2,3,7,8-TCDD

Report Summary:

This report contains results of one drinking water sample analyzed to determine 2,3,7,8-TCDD content. This sample was analyzed according to Method 1613 by High Resolution Gas Chromatography/High Resolution Mass Spectrometry.

Report Prepared Date:

July 28, 2017

Report Information:

Pace Project #: 10396096
Sample Receipt Date: 07/18/2017
Client Project #: 35324057
Client Sub PO #: N/A
State Cert #: 11647

Invoicing & Reporting Options:

The report provided has been invoiced as a Level 2 Drinking Water Report. If an upgrade of this report package is requested, an additional charge may be applied.

Please review the attached invoice for accuracy and forward any questions to Sarah Platzer, your Pace Project Manager.

This report has been reviewed by:

July 28, 2017

Sarah Platzer, Project Manager
612-607-6451
(612) 607-6444 (fax)
sarah.platzer@pacelabs.com

Report of Laboratory Analysis

This report should not be reproduced, except in full, without the written consent of Pace Analytical Services, Inc.

The results relate only to the samples included in this report.

Pace Analytical Services, Inc.
1700 Elm Street - Suite 200
Minneapolis, MN 55414

Tel: 612-607-1700
Fax: 612- 607-6444

Minnesota Laboratory Certifications

Authority	Certificate #	Authority	Certificate #
A2LA	2926.01	Montana	CERT0092
Alabama	40770	Nebraska	NE-OS-18-06
Alaska	MN00064	Nevada	MN00064
Alaska	UST-078	New Jersey (NE	MN002
Arizona	AZ0014	New York (NEL	11647
Arkansas	88-0680	New hampshire	2081
CNMI Saipan	MP0003	North Carolina	27700
California	MN00064	North Carolina	530
Colorado	MN00064	North Dakota	R-036
Connecticut	PH-0256	Ohio	41244
EPA Region 8	8TMS-L	Ohio VAP	CL101
Florida (NELAP	E87605	Oklahoma	9507
Georgia (EDP)	959	Oregon (ELAP)	MN200001
Guam EPA	959	Oregon (OREL	MN300001
Hawaii	MN00064	Pennsylvania	68-00563
Idaho	MN00064	Puerto Rico	MN00064
Illinois	200011	South Carolina	74003001
Indiana	C-MN-01	Tennessee	TN02818
Iowa	368	Texas	T104704192
Kansas	E-10167	Utah (NELAP)	MN00064
Kentucky	90062	Virginia	460163
Louisiana	03086	Washington	C486
Louisiana	MN00064	West Virginia #	9952C
Maryland	322	West Virginia D	382
Michigan	9909	Wisconsin	999407970
Minnesota	027-053-137	Wyoming	8TMS-L
Mississippi	MN00064		

REPORT OF LABORATORY ANALYSIS

This report shall not be reproduced, except in full,
without the written consent of Pace Analytical Services, Inc.

Pace Analytical Services, Inc.
1700 Elm Street - Suite 200
Minneapolis, MN 55414

Tel: 612-607-1700
Fax: 612- 607-6444

Reporting Flags

A = Reporting Limit based on signal to noise

B = Less than 10x higher than method blank level

C = Result obtained from confirmation analysis

D = Result obtained from analysis of diluted sample

E = Exceeds calibration range

I = Interference present

J = Estimated value

Nn = Value obtained from additional analysis

P = PCDE Interference

R = Recovery outside target range

S = Peak saturated

U = Analyte not detected

V = Result verified by confirmation analysis

X = %D Exceeds limits

Y = Calculated using average of daily RFs

* = See Discussion

This report shall not be reproduced, except in full,
without the written consent of Pace Analytical Services, Inc.

Chain of Custody

10396096

Pace Analytical®
www.pacelabs.com

Report No....10396096_1613DW

Workorder: 35324057 **Workorder Name:** LBG,Inc 42001269 **Owner Received Date:** 7/14/2017 **Results Requested By:** 7/28/2017

Report To

Bo Garcia
Pace Analytical Ormond Beach
8 East Tower Circle
Ormond Beach, FL 32174
Phone (386)672-5668

Subcontract To

Pace Analytical Minnesota
1700 Elm Street SE
Suite 200
Minneapolis, MN 55414
Phone (612)607-1700

Requested Analysis

Item	Sample ID	Sample Type	Collect date/time	Lab ID	Matrix	Preserved Containers: Unpreserved	EPA 1613	LAB USE ONLY
1	C-23	PS	7/13/2017 08:00	35324057001	Drinking	1	X	001
2								
3								
4								
5								

Transfers	Released By	Date/Time	Received By	Date/Time
1	[illegible] 7/17/17	1700	[illegible] PACE	7/18/17 9:50
2				
3				

Comments

Cooler Temperature on Receipt 2.5 °C **Custody Seal** Y or N **Received on Ice** Y or N **Samples Intact** Y or N

***In order to maintain client confidentiality, location/name of the sampling site, sampler's name and signature may not be provided on this COC document.
This chain of custody is considered complete as is since this information is available in the owner laboratory.

Pace Analytical	Document Name: **Sample Condition Upon Receipt Form**	Document Revised: 19Dec2016 Page 1 of 2
	Document No.: **F-MN-L-213-rev.20**	Issuing Authority: Pace Minnesota Quality Office

Sample Condition Upon Receipt

Client Name: Pace Ormond Beach

Project #: WO#: 10396096

Courier: ☒ Fed Ex ☐ UPS ☐ USPS ☐ Client ☐ Commercial ☐ Pace ☐ SpeeDee ☐ Other:

Tracking Number: 7422-5599-7564

Custody Seal on Cooler/Box Present? ☐ Yes ☒ No **Seals Intact?** ☐ Yes ☒ No

Optional: Proj. Due Date: Proj. Name:

Packing Material: ☐ Bubble Wrap ☒ Bubble Bags ☐ None ☒ Other: PB **Temp Blank?** ☐ Yes ☒ No

Thermometer Used: ☒ 151401163 ☐ 151401164 **Type of Ice:** ☐ Wet ☐ Blue ☐ None ☐ Samples on ice, cooling process has begun

Cooler Temp Read (°C): 2.5 **Cooler Temp Corrected (°C):** 2.5 **Biological Tissue Frozen?** ☐ Yes ☐ No ☒ N/A

Temp should be above freezing to 6°C **Correction Factor:** True **Date and Initials of Person Examining Contents:** 7/18/17

USDA Regulated Soil (☒ N/A, water sample)

Did samples originate in a quarantine zone within the United States: AL, AR, CA, FL, GA, ID, LA. MS, NC, NM, NY, OK, OR, SC, TN, TX or VA (check maps)? ☐ Yes ☐ No

Did samples originate from a foreign source (internationally, including Hawaii and Puerto Rico)? ☐ Yes ☐ No

If Yes to either question, fill out a Regulated Soil Checklist (F-MN-Q-338) and include with SCUR/COC paperwork.

				COMMENTS:
Chain of Custody Present?	☒ Yes	☐ No		1.
Chain of Custody Filled Out?	☒ Yes	☐ No		2.
Chain of Custody Relinquished?	☒ Yes	☐ No		3.
Sampler Name and/or Signature on COC?	☒ Yes	☐ No	☐ N/A	4.
Samples Arrived within Hold Time?	☒ Yes	☐ No		5.
Short Hold Time Analysis (<72 hr)?	☐ Yes	☒ No		6.
Rush Turn Around Time Requested?	☐ Yes	☒ No		7.
Sufficient Volume?	☒ Yes	☐ No		8.
Correct Containers Used?	☒ Yes	☐ No		9.
-Pace Containers Used?	☒ Yes	☐ No		
Containers Intact?	☒ Yes	☐ No		10.
Filtered Volume Received for Dissolved Tests?	☐ Yes	☐ No	☒ N/A	11. Note if sediment is visible in the dissolved container
Sample Labels Match COC? -Includes Date/Time/ID/Analysis Matrix: WT	☒ Yes	☐ No		12.
All containers needing acid/base preservation have been checked?	☐ Yes	☐ No	☒ N/A	13. ☐ HNO_3 ☐ H_2SO_4 ☐ NaOH Positive for Res. Chlorine? Y N Sample #
All containers needing preservation are found to be in compliance with EPA recommendation? (HNO_3, H_2SO_4, <2pH, NaOH >9 Sulfide, NaOH>12 Cyanide)	☐ Yes	☐ No	☒ N/A	
Exceptions: VOA, Coliform, TOC/DOC Oil and Grease, DRO/8015 (water) and Dioxin.	☒ Yes	☐ No	☐ N/A	Initial when completed: Lot # of added preservative:
Headspace in VOA Vials (>6mm)?	☐ Yes	☐ No	☒ N/A	14.
Trip Blank Present?	☐ Yes	☐ No	☒ N/A	15.
Trip Blank Custody Seals Present?	☐ Yes	☐ No	☒ N/A	
Pace Trip Blank Lot # (if purchased):				

CLIENT NOTIFICATION/RESOLUTION **Field Data Required?** ☐ Yes ☐ No

Person Contacted: Date/Time:

Comments/Resolution:

Project Manager Review: [signature] **Date:** 7/19/2017

Note: Whenever there is a discrepancy affecting North Carolina compliance samples, a copy of this form will be sent to the North Carolina DEHNR Certification Office (i.e out of hold, incorrect preservative, out of temp, incorrect containers).

Pace Analytical Services, LLC.
1700 Elm Street - Suite 200
Minneapolis, MN, 55414

Tel: 612-607-1700
Fax: 612-607-6444

Drinking Water Analysis Results
2,3,7,8-TCDD -- USEPA Method 1613B

Sample ID.....C-23
Client..... PASI Florida
Lab Sample ID..... 35324057001

Date Collected.....07/13/2017
Date Received.....07/18/2017
Date Extracted.....07/25/2017

	Sample C-23	Method Blank	Lab Spike	Lab Spike Dup
[2,3,7,8-TCDD]	**ND**	ND	--	--
EDL	4.7 pg/L	3.1 pg/L	--	--
2,3,7,8-TCDD Recovery	--	--	102%	118%
Spike Recovery Limit	--	--	73-146%	73-146%
RPD			14.4%	
IS Recovery	**55%**	65%	68%	71%
IS Recovery Limits	31-137%	31-137%	25-141%	25-141%
CS Recovery	**77%**	82%	74%	90%
CS Recovery Limits	42-164%	42-164%	37-158%	37-158%
Filename	Y170727B_31	Y170727B_14	Y170727B_12	Y170727B_13
Analysis Date	07/28/2017	07/27/2017	07/27/2017	07/27/2017
Analysis Time	06:49	22:43	21:45	22:14
Analyst	SMT	SMT	SMT	SMT
Volume	1.040L	1.010L	1.048L	1.047L
Dilution	NA	NA	NA	NA
ICAL Date	07/27/2017	07/27/2017	07/27/2017	07/27/2017
CCAL Filename	Y170727B_11	Y170727B_11	Y170727B_11	Y170727B_11

! = Outside the Control Limits
ND = Not Detected
EDL = Estimated Detection Limit
Limits = Control Limits from Method 1613 (10/94 Revision), Tables 6A and 7A
RPD = Relative Percent Difference of Lab Spike Recoveries
IS = Internal Standard [2,3,7,8-TCDD- $^{13}C_{12}$]
CS = Cleanup Standard [2,3,7,8-TCDD- $^{37}Cl_4$]

Analyst: _____

Project No.....10396096

MPA SAMPLE RESULTS

WELLS C-6, C-12, C-14, C-16, C-21 AND C-23

ANALYTICAL SERVICES, INC.
Microbiological Testing, Research and Consulting

130 Allen Brook Ln., PO Box 515, Williston, VT 05495 USA
1.800.723.4432 / 802.878.5138 Fax: 802.878.6765
www.analyticalservices.com

8/18/2017

Ron Bayer
EnviroTest Laboratories
315 Fullerton Ave.
Newburgh, NY 12550

Subj.: ASI Report 57773

Dear Ron,

Enclosed please find the results of Microscopic Particulate Analysis (MPA) performed by Analytical Services, Inc. (ASI).

Sample(s) covered in this report were received at ASI on: 7/13/2017

This report contains the following number of pages (total): **14**

This report concerns only the samples referenced herein. These results were generated under ASI's quality system, which is in accordance with the NELAC (TNI) standard. Deviations, if any, are noted.

Exceptions: ASI processed,these six (6) samples and performed the Crypto/Giardia analyses; the MPA microscopic examinations were performed by Dr. R. Danielson of IEH-BioVir, an ASI affiliate with extensive MPA experience and expertise.

This report shall not be reproduced, except in full, without ASI's written permission.

Thank you for using ASI for your microbiological testing needs. If you have any questions, please contact us at 800-723-4432.

Sincerely,
ANALYTICAL SERVICES, INC. (ASI)

Harry D. Christman, Ph.D.
Technical Director

Microscopic Particulate Analysis (MPA)

Sample Information

Client	EnviroTest (LBG)	Volume Sampled (gal)	571.73
Site	Clovewood	Filter Color	Brown
Water Type	Raw/Well	Sediment Volume (mL)	1.4
Client Sample ID	C-6	Analysis Start	7/17/17 9:59
ASI Sample #	57773-01	Analysis End	11-Aug-17

MPA Data (data per 100 gal.)

Vol. Examined at 150x (gal.)	100	Detection Limit at 150X =	1.0
Vol. Examined at 300x (gal.)	NA	Detection Limit at 300X =	NA
Amorphous Debris	No Data	Iron Bacteria	No Data
Vegetative Debris w/ chlorophyll	ND	Crustaceans	ND
Veg. Debris w/o chlorophyll	ND	Crustacean Parts/Eggs	ND
Diatoms w/ chlorophyll (300X)	ND	Water Mites	No Data
Diatoms w/o chlorophyll (300X)	ND	Gastrotrichs	No Data
Other Algae (300X, see below)	ND	Tardigrades	No Data
Rotifers	ND	Nematodes/N. Eggs	ND
Rotifer Eggs	No Data	Invertebrate Eggs	No Data
Spores	No Data	Annelids	No Data
Pollen	ND	Amoeba	ND
Insects/Larvae	ND	Protozoa (300X, non-Crypto/Giardia)	No Data

Cryptosporidium and Giardia Data

			RESULTS	
Volume Examined (L)	726.5		per Vol. Examined	Per 100L
		Cryptosporidium Oocysts:	0	<0.14
		Giardia Cysts:	0	<0.14

MPA Risk Rating Score (per EPA Consensus Method)

Numerical Score	0	Risk Rating	Low

Other

Algae Observed	NA
Comments	NA = Not Applicable No Data = Not recorded; not relevant in MPA Risk Rating score. ND = None Detected

Methods: MPA - SOP based on EPA Consensus Method (EPA 910/9-92-029)

Cryptosporidium & Giardia - SOP based on purification, staining & exam procedures in EPA 1623/1623.1

Notes MPA Risk Rating Tables were developed by USEPA Region 10 from limited data; interpret with caution.

MPA Risk Rating Score - if less than 100 gallons was examined, interpret with caution.

Microscopic Particulate Analysis (MPA)

Sample Information

Client	EnviroTest (LBG)	Volume Sampled (gal)	508.83
Site	Clovewood	Filter Color	Black
Water Type	Raw/Well	Sediment Volume (mL)	10
Client Sample ID	C-12	Analysis Start	7/13/17 13:07
ASI Sample #	57773-02	Analysis End	8/11/17

MPA Data (data per 100 gal.)

Vol. Examined at 150x (gal.)	100	Detection Limit at 150X =	1.0
Vol. Examined at 300x (gal.)	NA	Detection Limit at 300X =	NA
Amorphous Debris	No Data	Iron Bacteria	No Data
Vegetative Debris w/ chlorophyll	ND	Crustaceans	ND
Veg. Debris w/o chlorophyll	ND	Crustacean Parts/Eggs	ND
Diatoms w/ chlorophyll (300X)	ND	Water Mites	No Data
Diatoms w/o chlorophyll (300X)	ND	Gastrotrichs	No Data
Other Algae (300X, see below)	ND	Tardigrades	No Data
Rotifers	ND	Nematodes/N. Eggs	ND
Rotifer Eggs	No Data	Invertebrate Eggs	No Data
Spores	No Data	Annelids	No Data
Pollen	ND	Amoeba	ND
Insects/Larvae	ND	Protozoa (300X, non-Crypto/Giardia)	No Data

Cryptosporidium and Giardia Data

			RESULTS	
Volume Examined (L)	96.3		per Vol. Examined	Per 100L
		Cryptosporidium Oocysts:	0	<1.04
		Giardia Cysts:	0	<1.04

MPA Risk Rating Score (per EPA Consensus Method)

Numerical Score	0	Risk Rating	Low

Other

Algae Observed	NA
Comments	NA = Not Applicable No Data = Not recorded; not relevant in MPA Risk Rating score. ND = None Detected

Methods: MPA - SOP based on EPA Consensus Method (EPA 910/9-92-029)

Cryptosporidium & Giardia - SOP based on purification, staining & exam procedures in EPA 1623/1623.1

Notes MPA Risk Rating Tables were developed by USEPA Region 10 from limited data; interpret with caution.

MPA Risk Rating Score - if less than 100 gallons was examined, interpret with caution.

Microscopic Particulate Analysis (MPA)

Sample Information

Client	EnviroTest (LBG)	Volume Sampled (gal)	1010.13
Site	Clovewood	Filter Color	Gray
Water Type	Raw/Well	Sediment Volume (mL)	25
Client Sample ID	C-14	Analysis Start	7/13/17 13:14
ASI Sample #	57773-03	Analysis End	8/11/17

MPA Data (data per 100 gal.)

Vol. Examined at 150x (gal.)	100	Detection Limit at 150X =	1.0
Vol. Examined at 300x (gal.)	NA	Detection Limit at 300X =	NA
Amorphous Debris	No Data	Iron Bacteria	No Data
Vegetative Debris w/ chlorophyll	ND	Crustaceans	ND
Veg. Debris w/o chlorophyll	ND	Crustacean Parts/Eggs	ND
Diatoms w/ chlorophyll (300X)	ND	Water Mites	No Data
Diatoms w/o chlorophyll (300X)	ND	Gastrotrichs	No Data
Other Algae (300X, see below)	ND	Tardigrades	No Data
Rotifers	ND	Nematodes/N. Eggs	ND
Rotifer Eggs	No Data	Invertebrate Eggs	No Data
Spores	No Data	Annelids	No Data
Pollen	ND	Amoeba	ND
Insects/Larvae	ND	Protozoa (300X, non-Crypto/Giardia)	No Data

Cryptosporidium and Giardia Data

			RESULTS	
Volume Examined (L)	76.5		per Vol. Examined	Per 100L
		Cryptosporidium Oocysts:	0	<1.31
		Giardia Cysts:	0	<1.31

MPA Risk Rating Score (per EPA Consensus Method)

Numerical Score	0	Risk Rating	Low

Other

Algae Observed	NA
Comments	NA = Not Applicable No Data = Not recorded; not relevant in MPA Risk Rating score. ND = None Detected

Methods: MPA - SOP based on EPA Consensus Method (EPA 910/9-92-029)

Cryptosporidium & Giardia - SOP based on purification, staining & exam procedures in EPA 1623/1623.1

Notes MPA Risk Rating Tables were developed by USEPA Region 10 from limited data; interpret with caution.

MPA Risk Rating Score - if less than 100 gallons was examined, interpret with caution.

Microscopic Particulate Analysis (MPA)

Sample Information

Client	EnviroTest (LBG)	Volume Sampled (gal)	869.79
Site	Clovewood	Filter Color	Orange/Tan
Water Type	Raw/Well	Sediment Volume (mL)	0.8
Client Sample ID	C-16	Analysis Start	7/14/17 10:33
ASI Sample #	57773-04	Analysis End	8/11/17

MPA Data (data per 100 gal.)

Vol. Examined at 150x (gal.)	100	Detection Limit at 150X =	1.0
Vol. Examined at 300x (gal.)	NA	Detection Limit at 300X =	NA
Amorphous Debris	No Data	Iron Bacteria	No Data
Vegetative Debris w/ chlorophyll	ND	Crustaceans	ND
Veg. Debris w/o chlorophyll	ND	Crustacean Parts/Eggs	ND
Diatoms w/ chlorophyll (300X)	ND	Water Mites	No Data
Diatoms w/o chlorophyll (300X)	ND	Gastrotrichs	No Data
Other Algae (300X, see below)	ND	Tardigrades	No Data
Rotifers	ND	Nematodes/N. Eggs	ND
Rotifer Eggs	No Data	Invertebrate Eggs	No Data
Spores	No Data	Annelids	No Data
Pollen	ND	Amoeba	ND
Insects/Larvae	ND	Protozoa (300X, non-Crypto/Giardia)	No Data

Cryptosporidium and Giardia Data

			RESULTS	
Volume Examined (L)	1646.1		per Vol. Examined	Per 100L
		Cryptosporidium Oocysts:	0	<0.06
		Giardia Cysts:	0	<0.06

MPA Risk Rating Score (per EPA Consensus Method)

Numerical Score	0	Risk Rating	Low

Other

Algae Observed	NA
Comments	NA = Not Applicable No Data = Not recorded; not relevant in MPA Risk Rating score. ND = None Detected

Methods: MPA - SOP based on EPA Consensus Method (EPA 910/9-92-029)

Cryptosporidium & Giardia - SOP based on purification, staining & exam procedures in EPA 1623/1623.1

Notes MPA Risk Rating Tables were developed by USEPA Region 10 from limited data; interpret with caution.

MPA Risk Rating Score - if less than 100 gallons was examined, interpret with caution.

Microscopic Particulate Analysis (MPA)

Sample Information

Client	EnviroTest (LBG)	Volume Sampled (gal)	988.3
Site	Clovewood	Filter Color	Tan
Water Type	Raw/Well	Sediment Volume (mL)	1.5
Client Sample ID	C-21	Analysis Start	7/13/17 11:37
ASI Sample #	57773-05	Analysis End	8/11/17

MPA Data (data per 100 gal.)

Vol. Examined at 150x (gal.)	100	Detection Limit at 150X =	1.0
Vol. Examined at 300x (gal.)	NA	Detection Limit at 300X =	NA
Amorphous Debris	No Data	Iron Bacteria	No Data
Vegetative Debris w/ chlorophyll	ND	Crustaceans	ND
Veg. Debris w/o chlorophyll	ND	Crustacean Parts/Eggs	ND
Diatoms w/ chlorophyll (300X)	ND	Water Mites	No Data
Diatoms w/o chlorophyll (300X)	ND	Gastrotrichs	No Data
Other Algae (300X, see below)	ND	Tardigrades	No Data
Rotifers	ND	Nematodes/N. Eggs	ND
Rotifer Eggs	No Data	Invertebrate Eggs	No Data
Spores	No Data	Annelids	No Data
Pollen	ND	Amoeba	ND
Insects/Larvae	ND	Protozoa (300X, non-Crypto/Giardia)	No Data

Cryptosporidium and Giardia Data

			RESULTS	
Volume Examined (L)	1246.8		per Vol. Examined	Per 100L
		Cryptosporidium Oocysts:	0	<0.08
		Giardia Cysts:	0	<0.08

MPA Risk Rating Score (per EPA Consensus Method)

Numerical Score	0	Risk Rating	Low

Other

Algae Observed	NA
Comments	NA = Not Applicable No Data = Not recorded; not relevant in MPA Risk Rating score. ND = None Detected

Methods: MPA - SOP based on EPA Consensus Method (EPA 910/9-92-029)

Cryptosporidium & Giardia - SOP based on purification, staining & exam procedures in EPA 1623/1623.1

Notes MPA Risk Rating Tables were developed by USEPA Region 10 from limited data; interpret with caution.

MPA Risk Rating Score - if less than 100 gallons was examined, interpret with caution.

Microscopic Particulate Analysis (MPA)

Sample Information

Client	EnviroTest (LBG)	Volume Sampled (gal)	1092.03
Site	Clovewood	Filter Color	Orange/Brown
Water Type	Raw/Well	Sediment Volume (mL)	0.4
Client Sample ID	C-23	Analysis Start	7/13/17 11:25
ASI Sample #	57773-06	Analysis End	8/11/17

MPA Data (data per 100 gal.)

Vol. Examined at 150x (gal.)	100	Detection Limit at 150X =	1.0
Vol. Examined at 300x (gal.)	NA	Detection Limit at 300X =	NA
Amorphous Debris	No Data	Iron Bacteria	No Data
Vegetative Debris w/ chlorophyll	ND	Crustaceans	ND
Veg. Debris w/o chlorophyll	ND	Crustacean Parts/Eggs	ND
Diatoms w/ chlorophyll (300X)	ND	Water Mites	No Data
Diatoms w/o chlorophyll (300X)	ND	Gastrotrichs	No Data
Other Algae (300X, see below)	ND	Tardigrades	No Data
Rotifers	ND	Nematodes/N. Eggs	ND
Rotifer Eggs	No Data	Invertebrate Eggs	No Data
Spores	No Data	Annelids	No Data
Pollen	ND	Amoeba	ND
Insects/Larvae	ND	Protozoa (300X, non-Crypto/Giardia)	No Data

Cryptosporidium and Giardia Data

			RESULTS	
Volume Examined (L)	0		per Vol. Examined	Per 100L
		Cryptosporidium Oocysts:	0	<0.05
		Giardia Cysts:	0	<0.05

MPA Risk Rating Score (per EPA Consensus Method)

Numerical Score	0	Risk Rating	Low

Other

Algae Observed: NA

Comments:
NA = Not Applicable
No Data = Not recorded; not relevant in MPA Risk Rating score
ND = None Detected

Methods: MPA - SOP based on EPA Consensus Method (EPA 910/9-92-029)
Cryptosporidium & Giardia - SOP based on purification, staining & exam procedures in EPA 1623/1623.1

Notes MPA Risk Rating Tables were developed by USEPA Region 10 from limited data; interpret with caution.
MPA Risk Rating Score - if less than 100 gallons was examined, interpret with caution.

Analytical Services, Inc.

123563-1

CHAIN OF CUSTODY RECORD

Ship to: Analytical Services, Inc., 130 Allen Brook Lane, Williston, VT 05495, Attn: Sample Management
Phone: 1-800-723-4432 or 802-878-5138 • Fax: 802-878-6765 *Web site: www.analyticalservices.com*

Submitted By: LBG, Inc.
4 Research Dr. Suite #204
Shelton, CT 06484
Phone: 203-929-8555 Email: sstieber@lbgct.com

Report To: LBG, Inc.
SAME
Phone: Email:

Project Name	Clovewood
Job Site	Clovewood
P.O. Number	Lake Ann

Invoice To: Simon Gelb
CCP, LLC
Phone: Email:

Sample Identification*	Sample Collection Date (Start)	Time (Start)	Sampler Initials	Sample Matrix (check one): Water - Raw	Water - Finished	Waste Water	Biosolids	Soil/Sediment	Other	Analysis Requested	Lab Use Only Temp (°C)
C-6	7/11/17	1550	S	X						MPA, giardia, crypto	4.4

*Sample ID should match ID written on the sample containers and data sheets. Sample ID will appear on the report for identification.

Relinquished By (signature)	Date/Time	Received By (signature)	Date/Time
[signature]	7/12/17 1432	[signature] 4.8°C	7/12/17 1432
[signature]	7/12/17 1545	[signature]	7/13/17 10:10

4.2°C IR#3 on ice

Field Comments:

Lab Comments:

White – To accompany samples • Yellow – Sampler Copy

P 8/14

Analytical Services, Inc.

123563-2

Page ___ of ___

CHAIN OF CUSTODY RECORD

Ship to: Analytical Services, Inc., 130 Allen Brook Lane, Williston, VT 05495, Attn: Sample Management
Phone: 1-800-723-4432 or 802-878-5138 • Fax: 802-878-6765 *Web site: www.analyticalservices.com*

Submitted By: Leggette, Brashears & Graham
4 Research Dr. Suite 204
Shelton, CT 06484
Phone: 203-929-8555 Email: sstieber@lbgct.com

Report To: Stacy Stieber
Leggette, Brashears & Graham
4 Research Dr. Suite 204
Shelton, CT 06484
Phone: 203-929-8555 Email: sstieber@lbgct.com

Project Name	Clovewood
Job Site	Clovewood
P.O. Number	Lakann

Invoice To: Simon Gelb
CPC, LLC
Phone: _____ Email: _____

Sample Identification*	Sample Collection Date (Start)	Time (Start)	Sampler Initials	Sample Matrix (check one): Water - Raw	Water - Finished	Waste Water	Biosolids	Soil/Sediment	Other	Analysis Requested	Lab Use Only Temp (°C)
C-12	7/11/17	1613	SS	X						MPA, giardia, crypto	8.1

*Sample ID should match ID written on the sample containers and data sheets. Sample ID will appear on the report for identification.

Relinquished By (signature)	Date/Time	Received By (signature)	Date/Time
[signature]	7/12/17 1430	[signature] 4.8°C	7/12/17 1430
[signature]	7/12/17 1545	[signature]	7/13/17 10:10

4.2°C IR#3 on ice

Field Comments:

Lab Comments:

White – To accompany samples • Yellow – Sampler Copy

P 9/14

Analytical Services, Inc.

123563-3

CHAIN OF CUSTODY RECORD

Ship to: Analytical Services, Inc., 130 Allen Brook Lane, Williston, VT 05495, Attn: Sample Management
Phone: 1-800-723-4432 or 802-878-5138 • Fax: 802-878-6765 *Web site: www.analyticalservices.com*

Submitted By: LBG, Inc 4 Research Dr. Suite #204 Shelton, CT 06484 Stacy Stieber Phone: 203-929-5555 Email: sstieber@lbgct.com	Report To: LBG, Inc Stacy Stieber Phone: Email:
Project Name: Clowerwood Job Site: Clowerwood P.O. Number: Lake Ann	Invoice To: Simon Gelb CCD, LLC Phone: Email:

Sample Identification*	Sample Collection Date (Start)	Time (Start)	Sampler Initials	Sample Matrix (check one): Water - Raw	Water - Finished	Waste Water	Biosolids	Soil/Sediment	Other	Analysis Requested	Lab Use Only Temp (°C)
C-14	7/11/17	1830	SS	X						MBA, giardia, crypto	2.1

*Sample ID should match ID written on the sample containers and data sheets. Sample ID will appear on the report for identification.

Relinquished By (signature)	Date/Time	Received By (signature)	Date/Time
[signature]	7/12/17 1430	[signature] 4.4°C	7/12/17 1430
RD Dillegro	7/12/17 1545	[signature]	7/13/17 10:10

4.2°C IR #3 on ice

Field Comments:

Lab Comments:

White – To accompany samples • Yellow – Sampler Copy

P10/14

Analytical Services, Inc.

123563-4

Page ___ of ___

CHAIN OF CUSTODY RECORD

Ship to: Analytical Services, Inc., 130 Allen Brook Lane, Williston, VT 05495, Attn: Sample Management
Phone: 1-800-723-4432 or 802-878-5138 • Fax: 802-878-6765 *Web site: www.analyticalservices.com*

Submitted By: LBG, Inc. Stacy Stieber 4 Research Dr. Suite 204 Shelton, CT 06484 Phone: 203-929-8555 Email: SStieber@Lbg.cf.com	Report To: LBG, Inc. Same Phone: ___ Email: ___
Project Name: Clovewood Job Site: Clovewood P.O. Number: Lakann	Invoice To: Simon Gelb CPC, LLC Phone: ___ Email: ___

Sample Identification*	Sample Collection: Date (Start)	Time (Start)	Sampler Initials	Sample Matrix (check one): Water - Raw	Water - Finished	Waste Water	Biosolids	Soil/Sediment	Other	Analysis Requested	Lab Use Only: Temp (°C)
C-1b	7/11/17	1650	SS	X						HSPA, giardia, crypto	14.0

*Sample ID should match ID written on the sample containers and data sheets. Sample ID will appear on the report for identification.

Relinquished By (signature)	Date/Time	Received By (signature)	Date/Time
[signature]	7/12/17 1435	[signature] 4.0°	7/12/17 1435
[signature]	7/12/17 1545	[signature]	7/13/17 1010

4.2° IR#3 on ice

Field Comments:

Lab Comments:

P11/14

White – To accompany samples • Yellow – Sampler Copy

Analytical Services, Inc.

123563-5 Page ___ of ___

CHAIN OF CUSTODY RECORD

Ship to: Analytical Services, Inc., 130 Allen Brook Lane, Williston, VT 05495, Attn: Sample Management
Phone: 1-800-723-4432 or 802-878-5138 • Fax: 802-878-6765 *Web site: www.analyticalservices.com*

Submitted By: Leggette, Brashears & Graham
4 Research Dr. Suite 204
Shelton, CT 06484
Phone: 203-929-8555 Email: SStieber@lbgct.com

Report To: Leggette, Brashears & Graham
Stacy Stieber
4 Research Dr. Suite 204
Shelton, CT 06484
Phone: 2039298555 Email: SStieber@lbgct.com

Project Name	Clovewood
Job Site	Clovewood
P.O. Number	Lakann

Invoice To: Simon Gelb
CPC, LLC

Phone: _____ Email: _____

Sample Identification*	Sample Collection Date (Start)	Time (Start)	Sampler Initials	Sample Matrix (check one): Water - Raw	Water - Finished	Waste Water	Biosolids	Soil/Sediment	Other	Analysis Requested	Lab Use Only Temp (°C)
C-21	7/11/17	1749	[illegible]	X						MPA, giardia, crypto	5.0

*Sample ID should match ID written on the sample containers and data sheets. Sample ID will appear on the report for identification.

Relinquished By (signature)	Date/Time	Received By (signature)	Date/Time
[signature]	7/12/17 1430	[signature] 4.6°	7/12/17 1430
[signature]	7/12/17 1545	[signature]	7/13/17 10:10

4.2°C IR#3 on ice

Field Comments:

Lab Comments:

White – To accompany samples • Yellow – Sampler Copy

P12/14

Analytical Services, Inc.

123563-6 Page ___ of ___

CHAIN OF CUSTODY RECORD

Ship to: Analytical Services, Inc., 130 Allen Brook Lane, Williston, VT 05495, Attn: Sample Management
Phone: 1-800-723-4432 or 802-878-5138 • Fax: 802-878-6765 *Web site: www.analyticalservices.com*

Submitted By: Leggette, Brashears & Graham
4 Research Dr. Suite 204
Shelton, CT 06484
Phone: 203-929-8555 Email: sstieber@lbgct.com

Report To: Stacy Stieber
Leggette, Brashears & Graham, Inc.
4 Research Dr. Suite 204
Shelton, CT 06484
Phone: 203-929-8555 Email: sstieber@lbgct.com

Project Name	Clovewood
Job Site	Clovewood
P.O. Number	Lakann

Invoice To: Simon Gelb
CPC, LLC

Phone: _____ Email: _____

Sample Identification*	Sample Collection			Sample Matrix (check one)						Analysis Requested	Lab Use Only
	Date (Start)	Time (Start)	Sampler Initials	Water - Raw	Water - Finished	Waste Water	Biosolids	Soil/Sediment	Other		Temp (°C)
C-23	7/11/17	1753	SS	X						MPA, giardia, crypto	11.2

*Sample ID should match ID written on the sample containers and data sheets. Sample ID will appear on the report for identification.

Relinquished By (signature)	Date/Time	Received By (signature)	Date/Time
[signature]	7/12/17 1431	[signature] 5.0C	7/12/17 1431
[signature]	7/12/17 1545	[signature]	7/13/17 10:10

4.2°C IR#3 on ice

Field Comments:

Lab Comments:

White – To accompany samples • Yellow – Sampler Copy

P13/14

Analytical Services, Inc.

Page ___ of ___

CHAIN OF CUSTODY RECORD

Ship to: Analytical Services, Inc., 130 Allen Brook Lane, Williston, VT 05495, Attn: Sample Management
Phone: 1-800-723-4432 or 802-878-5138 • Fax: 802-878-6765 *Web site: www.analyticalservices.com*

Submitted By: Leggette Brashears & Graham 4 Research Dr. Suite 204 Shelton, CT 06484 Phone: 203-929-8555 Email: sstieber@lbgct.com	Report To: Stacy Stieber Leggette Brashears & Graham 4 Research Dr. Suite 204 Shelton, CT 06484 Phone: 203-929-8555 Email: sstieber@lbgct.com
Project Name: Clovewood	Invoice To: Mr. Simon Gelb CPC, LLC
Job Site: Clovewood	
P.O. Number: Lakann	Phone: ___ Email: ___

Sample Identification*	Sample Collection: Date (Start)	Time (Start)	Sampler Initials	Sample Matrix (check one): Water - Raw	Water - Finished	Waste Water	Biosolids	Soil/Sediment	Other	Analysis Requested	Lab Use Only: Temp (°C)
C-7B	7/11/17	1533	CB	X						MPA, giardia, crypto	

Cancelled as per Stacy of LBG 7/12/17 JB

*Sample ID should match ID written on the sample containers and data sheets. Sample ID will appear on the report for identification.

Relinquished By (signature)	Date/Time	Received By (signature)	Date/Time
		[illegible]	7/13/17 10:10

Field Comments:

Lab Comments:
Cancelled per Client request.

White – To accompany samples • Yellow – Sampler Copy

P 14/14

APPENDIX XI

C-12 SEPTEMBER 2017

EnviroTest Laboratories Inc.

ANALYTICAL REPORT

Job Number: 420-126731-1

SDG Number: Clovewood

Job Description: LBG, Inc.

For:
Leggette, Brashears & Graham, Inc.
4 Research Drive
Shelton, CT 06464

Attention: Stacy Stieber

Debra Bayer
Customer Service Manager
dbayer@envirotestlaboratories.com
09/28/2017

NYSDOH ELAP does not certify for all parameters. EnviroTest Laboratories does hold certification for all analytes where certification is offered by ELAP unless otherwise specified in the Certification Information section of this report. Pursuant to NELAP, this report may not be reproduced, except in full, without written approval of the laboratory. EnviroTest Laboratories Inc. certifies that the analytical results contained herein apply only to the samples tested as received by our laboratory. All questions regarding this report should be directed to the EnviroTest Customer Service Representative.

EnviroTest Laboratories, Inc. Certifications and Approvals: NYSDOH 10142, NJDEP NY015, CTDOPH PH-0554

METHOD SUMMARY

Client: Leggette, Brashears & Graham, Inc.

Job Number: 420-126731-1
SDG Number: Clovewood

Description	Lab Location	Method	Preparation Method
Matrix: Water			
Total Coliform and Escherichia coli by Colilert - Presence/Absence	EnvTest	SMWW SM 9223	

Lab References:

EnvTest = EnviroTest

Method References:

SMWW = "Standard Methods for the Examination of Water and Wastewater"

METHOD / ANALYST SUMMARY

Client: Leggette, Brashears & Graham, Inc.

Job Number: 420-126731-1
SDG Number: Clovewood

Method	Analyst	Analyst ID
SMWW SM 9223	O'Driscoll, Kate	KO

SAMPLE SUMMARY

Client: Leggette, Brashears & Graham, Inc.

Job Number: 420-126731-1
SDG Number: Clovewood

Lab Sample ID	Client Sample ID	Client Matrix	Date/Time Sampled	Date/Time Received
420-126731-1	C-12	Drinking Water	09/20/2017 1320	09/20/2017 1440

Client: Leggette, Brashears & Graham, Inc.

Job Number: 420-126731-1
Sdg Number: Clovewood

Biology

Client Sample ID: **C-12**

Lab Sample ID: 420-126731-1
Client Matrix: Drinking Water

Date Sampled: 09/20/2017 1320
Date Received: 09/20/2017 1440

Analyte	Result	Qual	Units	Dil	Method
Coliform, Total	Absent		CFU/100mL	1.0	SM 9223
Anly Batch:		Date Analyzed	09/20/2017 1658		
Escherichia coli	Absent		CFU/100mL	1.0	SM 9223
Anly Batch:		Date Analyzed	09/20/2017 1658		

DATA REPORTING QUALIFIERS

Lab Section	Qualifier	Description

The following analytes are Not Part of the ELAP scope of accreditation:

Sulfur, Tungsten, Silicon, Bicarbonate Alkalinity, 7 Day BOD 5210C, 28 Day BOD, Soluble BOD, Carbon Dioxide**,** Carbonate Alkalinity, CBOD Soluble, Chlorine, Cyanide (WAD), Ferrous Iron, Ferric Iron, Total Nitrogen, Total Organic Nitrogen, Dissolved Oxygen, pH, Phenolphthalein Alkalinity, Solids (Fixed), Solids (Percent), Solids (Percent Moisture) **,** Solids (Percent Volatile), Solids (Volatile Suspended), Temperature, TKN (Soluble), COD (Soluble), Total Inorganic Carbon, Volatile Acids as Acetic Acid, 2-Aminopyridine, 3-Picoline, 1-Methyl-2-pyrrilidinone, Aziridine, Dimethyl sulfoxide, 1-Chlorohexane, Iron Bacteria, Salmonella, & Sulfur Reducing Bacteria.

The following analytes are Not Part of ELAP Potable Water scope of accreditation:

Cobalt (200.7, 200.8), Tin (200.7), Strontium (200.7), Gold (200.7), Platinum (200.7), Palladium (200.7), Titanium (200.7), Phosphorus (365.3), Nitrate-Nitrite (10-107-4-1C, 353.2), m-Xylene & p-Xylene (502.2, 524), Naphthalene (502.2), o-Xylene (502.2, 524), & Fecal Coliform (9222D).

The following analytes are Not Part of ELAP Solid and Hazardous Waste scope of accreditation:

Ammonia (SM 4500NH3G), TKN (351.2), Phosphorus (365.3), 1,2-Dichloro-1,1,2-trifluoroethane (8260), & Chlorodifluoromethane (8260).

The following analytes are Not Part of ELAP Non Potable Water scope of accreditation:

Dissolved Organic Carbon (5310C), Mecoprop (8151A), & MCPA (8151A).

Definitions and Glossary

Abbreviation	These commonly used abbreviations may or may not be present in this report.
%R	Percent Recovery
DL, RA, RE	Indicates a Dilution, Reanalysis or Reextraction.
EPA	United States Environmental Protection Agency
MDL	Method Detection Limit - an estimate of the minimum amount of a substance that an analytical process can reliably detect. A MDL is analyte- and matrix-specific and may be laboratory-dependent.
ND	Not detected at the reporting limit (or MDL if shown).
QC	Quality Control
RL	Reporting Limit - the minimum levels, concentrations, or quantities of a target variable (e.g., target analyte) that can be reported with a specified degree of confidence.
RPD	Relative Percent Difference - a measure of the relative difference between two points.

EnviroTest Laboratories, Inc.

CHAIN OF CUSTODY

126731

REPORT# (Lab Use Only)

Lab Name: EnviroTest Laboratories
Address & Phone: 315 Fullerton Avenue, Newburgh, New York 12550 845-562-0890

PROJECT REFERENCE	PROJECT NO.	PROJECT LOCATION
Clovewood		NY
ENVIROTEST PROJECT MANAGER	**P.O. NUMBER**	**TOWN**
Debra Bayer		
CLIENT (SITE) PM	**CLIENT PHONE**	**CLIENT FAX**
LBG, Inc.	203-929-8555	
CLIENT NAME		
Stacy Stieber		

CLIENT ADDRESS: 4 Research Drive, Suite 301, Shelton, CT 06484

COMPANY CONTRACTING THIS WORK (if applicable):

PAGE 1 of 1

TURNAROUND TIME: NORMAL X; QUICK ____; VERBAL ____

#OF COOLERS: 1

SAMPLE DATE	SAMPLE TIME	SAMPLE IDENTIFICATION	COMPOSITE (C) OR GRAB (G) INDICATE	AQUEOUS (WATER)	D (Drinking Water) or W (Waste Water) Indicate	SOLID OR SEMISOLID	OTHER Specify	Liter Amber Plain	40ml Vials HCL	40ml Sodium Thio.	250ml Amber Sodium Thio.	Liter Amber HCl/Na2SO3	250ml Plastic Nitric Acid	40ml Mon/Sod.Thio(liquid)	Liter Plastic	250ml Plastic Sodium Hyd.	125ml Plastic Sterile	Gallon Plastic Nitric	40ml Vials Unpres	REMARKS
9/20/17	1320	C12															1			Total Coliform/Ecoli (P/A)

NUMBER OF CONTAINERS SUBMITTED

420-126731-A-1
C-12
Location. Water Sample Coolers
Date Sampled 9/20/2017 420-1108604

RELINQUISHED BY: (SIGNATURE)	COMPANY	DATE	TIME	RECEIVED BY: (SIGNATURE)	COMPANY	DATE	TIME
	LBG	9/20/17	1440				
SAMPLED BY: (SIGNATURE)	**COMPANY**	**DATE**	**TIME**	**RECEIVED BY: (SIGNATURE)**	**COMPANY**	**DATE**	**TIME**
	LBG	9/20/17	1320				
RELINQUISHED BY: (SIGNATURE)	**COMPANY**	**DATE**	**TIME**	**RECEIVED BY: (SIGNATURE)**	**COMPANY**	**DATE**	**TIME**

SUBCONTACT: PACE-SOC,Radio,Radon; MPA - Mohawk

RECEIVED FOR LABORATORY BY: (SIGNATURE)	DATE	TIME	CUSTODY INTACT: YES NO	Cooler Temp.	LABORATORY REMARKS	ICE X	pH	CL2	Reviewed by
	9/20/17	1440		2.9°C					

IR3

LOGIN SAMPLE RECEIPT CHECK LIST

Client: Leggette, Brashears & Graham, Inc.

Job Number: 420-126731-1
SDG Number: Clovewood

Login Number: **126731**

Question	T/F/NA	Comment
Samples were collected by ETL employee as per SOP-SAM-1	NA	
The cooler's custody seal, if present, is intact.	NA	
The cooler or samples do not appear to have been compromised or tampered with.	True	
Samples were received on ice.	True	
Cooler Temperature is recorded.	True	2.9 C
Cooler Temp. is within method specified range.(0-6 C PW, 0-8 C NPW, or BAC <10 C	True	
If false, was sample received on ice within 6 hours of collection.	NA	
Based on above criteria cooler temperature is acceptable.	True	
COC is present.	True	
COC is filled out in ink and legible.	True	
COC is filled out with all pertinent information.	True	
There are no discrepancies between the sample IDs on the containers and the COC.	True	
Samples are received within Holding Time.	True	
Sample containers have legible labels.	True	
Containers are not broken or leaking.	True	
Sample collection date/times are provided.	True	
Appropriate sample containers are used.	True	
Sample bottles are completely filled.	True	
There is sufficient vol. for all requested analyses, incl. any requested MS/MSDs	True	
VOA sample vials do not have headspace or bubble is <6mm (1/4") in diameter.	NA	
If necessary, staff have been informed of any short hold time or quick TAT needs	True	
Multiphasic samples are not present.	True	
Samples do not require splitting or compositing.	True	

C-23 SEPTEMBER 2017

EnviroTest Laboratories Inc.

ANALYTICAL REPORT

Job Number: 420-126741-1

SDG Number: Clovewood

Job Description: LBG, Inc.

For:
Leggette, Brashears & Graham, Inc.
4 Research Drive
Shelton, CT 06464

Attention: Stacy Stieber

Debra Bayer
Customer Service Manager
dbayer@envirotestlaboratories.com
10/03/2017

NYSDOH ELAP does not certify for all parameters. EnviroTest Laboratories does hold certification for all analytes where certification is offered by ELAP unless otherwise specified in the Certification Information section of this report. Pursuant to NELAP, this report may not be reproduced, except in full, without written approval of the laboratory. EnviroTest Laboratories Inc. certifies that the analytical results contained herein apply only to the samples tested as received by our laboratory. All questions regarding this report should be directed to the EnviroTest Customer Service Representative.

EnviroTest Laboratories, Inc. Certifications and Approvals: NYSDOH 10142, NJDEP NY015, CTDOPH PH-0554

METHOD SUMMARY

Client: Leggette, Brashears & Graham, Inc.

Job Number: 420-126741-1
SDG Number: Clovewood

Description	Lab Location	Method	Preparation Method
Matrix: Water			
Semivolatile Organic Compounds in Drinking Water by GCMS	EnvTest	EPA 525.2	
Determination of Semivolatile Organic Compounds in	EnvTest		EPA 525.2

Lab References:

EnvTest = EnviroTest

Method References:

EPA = US Environmental Protection Agency

METHOD / ANALYST SUMMARY

Client: Leggette, Brashears & Graham, Inc.

Job Number: 420-126741-1
SDG Number: Clovewood

Method	Analyst	Analyst ID
EPA 525.2	Labare, Alicia M	AML

SAMPLE SUMMARY

Client: Leggette, Brashears & Graham, Inc.

Job Number: 420-126741-1
SDG Number: Clovewood

Lab Sample ID	Client Sample ID	Client Matrix	Date/Time Sampled	Date/Time Received
420-126741-1	C-23	Drinking Water	09/20/2017 1340	09/20/2017 1440

Client: Leggette, Brashears & Graham, Inc.

Job Number: 420-126741-1
Sdg Number: Clovewood

Client Sample ID: **C-23**

Lab Sample ID:	420-126741-1	Date Sampled:	09/20/2017 1340
Client Matrix:	Drinking Water	Date Received:	09/20/2017 1440

525.2 Semivolatile Organic Compounds in Drinking Water by GCMS

Method:	525.2	Analysis Batch: 420-114790	Instrument ID:	Hewlett Packard 5890	
Preparation:	525.2	Prep Batch: 420-114787	Lab File ID:	A0927007.D	
Dilution:	1.0		Initial Weight/Volume:	1040 mL	
Date Analyzed:	09/27/2017 2047		Final Weight/Volume:	1 mL	
Date Prepared:	09/27/2017 1515		Injection Volume:		

Analyte	Result (ug/L)	Qualifier	MDL
Benzo[a]pyrene	<0.0192		0.0192
Di(2-ethylhexyl)adipate	<0.0577		0.0577
Bis(2-ethylhexyl) phthalate	<0.0481		0.0481
Metribuzin	<0.0865		0.0865
Aldrin	<0.135		0.135

Surrogate	%Rec	Acceptance Limits
2-Nitro-m-xylene	101	70 - 130
Perylene-d12	116	70 - 130
Triphenylphosphate	121	70 - 130

DATA REPORTING QUALIFIERS

Lab Section	Qualifier	Description

The following analytes are Not Part of the ELAP scope of accreditation:

Sulfur, Tungsten, Silicon, Bicarbonate Alkalinity, 7 Day BOD 5210C, 28 Day BOD, Soluble BOD, Carbon Dioxide, Carbonate Alkalinity, CBOD Soluble, Chlorine, Cyanide (WAD), Ferrous Iron, Ferric Iron, Total Nitrogen, Total Organic Nitrogen, Dissolved Oxygen, pH, Phenolphthalein Alkalinity, Solids (Fixed), Solids (Percent), Solids (Percent Moisture) , Solids (Percent Volatile), Solids (Volatile Suspended), Temperature, TKN (Soluble), COD (Soluble), Total Inorganic Carbon, Volatile Acids as Acetic Acid, 2-Aminopyridine, 3-Picoline, 1-Methyl-2-pyrrilidinone, Aziridine, Dimethyl sulfoxide, 1-Chlorohexane, Iron Bacteria, Salmonella, & Sulfur Reducing Bacteria.

The following analytes are Not Part of ELAP Potable Water scope of accreditation:

Cobalt (200.7, 200.8), Tin (200.7), Strontium (200.7), Gold (200.7), Platinum (200.7), Palladium (200.7), Titanium (200.7), Phosphorus (365.3), Nitrate-Nitrite (10-107-4-1C, 353.2), m-Xylene & p-Xylene (502.2, 524), Naphthalene (502.2), o-Xylene (502.2, 524), & Fecal Coliform (9222D).

The following analytes are Not Part of ELAP Solid and Hazardous Waste scope of accreditation:

Ammonia (SM 4500NH3G), TKN (351.2), Phosphorus (365.3), 1,2-Dichloro-1,1,2-trifluoroethane (8260), & Chlorodifluoromethane (8260).

The following analytes are Not Part of ELAP Non Potable Water scope of accreditation:

Dissolved Organic Carbon (5310C), Mecoprop (8151A), & MCPA (8151A).

Definitions and Glossary

Abbreviation	These commonly used abbreviations may or may not be present in this report.
%R	Percent Recovery
DL, RA, RE	Indicates a Dilution, Reanalysis or Reextraction.
EPA	United States Environmental Protection Agency
MDL	Method Detection Limit - an estimate of the minimum amount of a substance that an analytical process can reliably detect. A MDL is analyte- and matrix-specific and may be laboratory-dependent.
ND	Not detected at the reporting limit (or MDL if shown).
QC	Quality Control
RL	Reporting Limit - the minimum levels, concentrations, or quantities of a target variable (e.g., target analyte) that can be reported with a specified degree of confidence.
RPD	Relative Percent Difference - a measure of the relative difference between two points.

EnviroTest Laboratories, Inc.

CHAIN OF CUSTODY

126741

REPORT# (Lab Use Only)

Lab Name: EnviroTest Laboratories
Address & Phone: 315 Fullerton Avenue, Newburgh, New York 12550 845-562-0890

PROJECT REFERENCE	PROJECT NO.	PROJECT LOCATION
Clovewood		NY
ENVIROTEST PROJECT MANAGER: Debra Bayer	P.O. NUMBER	TOWN
CLIENT (SITE) PM: LBG, Inc.	CLIENT PHONE: 203-929-8555	CLIENT FAX
CLIENT NAME: Stacy Stieber		
CLIENT ADDRESS: 4 Research Drive, Suite 301, Shelton, CT 06484		
COMPANY CONTRACTING THIS WORK (if applicable):		

PAGE 1 of 1

TURNAROUND TIME: NORMAL X; QUICK ____; VERBAL ____

#OF COOLERS: 1

SAMPLE DATE	SAMPLE TIME	SAMPLE IDENTIFICATION	MATRIX TYPE: COMPOSITE (C) OR GRAB (G) INDICATE	AQUEOUS (WATER)	D (Drinking Water) or W (Waste Water) Indicate	SOLID OR SEMISOLID	OTHER Specify	Liter Amber Plain	40ml Vials HCL	40ml Sodium Thio.	250ml Amber Sodium Thio.	Liter Amber HCl/Na2SO3	250ml Plastic Nitric Acid	40ml Mon/Sod.Thio(liquid)	Liter Plastic	250ml Plastic Sodium Hyd.	125ml Plastic Sterile	Gallon Plastic Nitric	40ml Vials Unpres	REMARKS
1 9/20/17	1340	C-23										2								Benzo(a)pyrene (525.2)

RELINQUISHED BY: (SIGNATURE)	COMPANY	DATE	TIME	RECEIVED BY: (SIGNATURE)	COMPANY	DATE	TIME
[signature]	LBG	9/20/17	1440				
SAMPLED BY: (SIGNATURE) [signature]	LBG	9/20/17	1340				
RELINQUISHED BY: (SIGNATURE)	COMPANY	DATE	TIME	RECEIVED BY: (SIGNATURE)	COMPANY	DATE	TIME

SUBCONTACT: PACE-SOC,Radio,Radon; MPA - Mohawk

RECEIVED FOR LABORATORY BY (SIGNATURE)	DATE	TIME	CUSTODY INTACT YES NO	Cooler Temp	LABORATORY REMARKS	ICE	pH	CL2	Reviewed by
[signature]	9/20/17	1440		2.9°C		X			

IR3

420-126741-A-1

C-23

Date Sampled: 9/20/2017 420-110861

10/03/2017

LOGIN SAMPLE RECEIPT CHECK LIST

Client: Leggette, Brashears & Graham, Inc.

Job Number: 420-126741-1
SDG Number: Clovewood

Login Number: **126741**

Question	T/F/NA	Comment
Samples were collected by ETL employee as per SOP-SAM-1	NA	
The cooler's custody seal, if present, is intact.	NA	
The cooler or samples do not appear to have been compromised or tampered with.	True	
Samples were received on ice.	True	
Cooler Temperature is recorded.	True	2.9 C
Cooler Temp. is within method specified range.(0-6 C PW, 0-8 C NPW, or BAC <10 C	True	
If false, was sample received on ice within 6 hours of collection.	NA	
Based on above criteria cooler temperature is acceptable.	True	
COC is present.	True	
COC is filled out in ink and legible.	True	
COC is filled out with all pertinent information.	True	
There are no discrepancies between the sample IDs on the containers and the COC.	True	
Samples are received within Holding Time.	True	
Sample containers have legible labels.	True	
Containers are not broken or leaking.	True	
Sample collection date/times are provided.	True	
Appropriate sample containers are used.	True	
Sample bottles are completely filled.	True	
There is sufficient vol. for all requested analyses, incl. any requested MS/MSDs	True	
VOA sample vials do not have headspace or bubble is <6mm (1/4") in diameter.	NA	
If necessary, staff have been informed of any short hold time or quick TAT needs	True	
Multiphasic samples are not present.	True	
Samples do not require splitting or compositing.	True	

APPENDIX XII

CLOVEWOOD PROPERTY
VILLAGE OF SOUTH BLOOMING GROVE
BLAGGS CLOVE, NEW YORK

Graphs of Physical Parameter Measurements Collected from Pumping Well C-6 and Surface Water Near Pumping Well C-6 During Pumping Test Program Conducted on Wells C-6, 7B, 12, 14, 16, 21, and 23, July 10, 2017 Through July 16, 2017

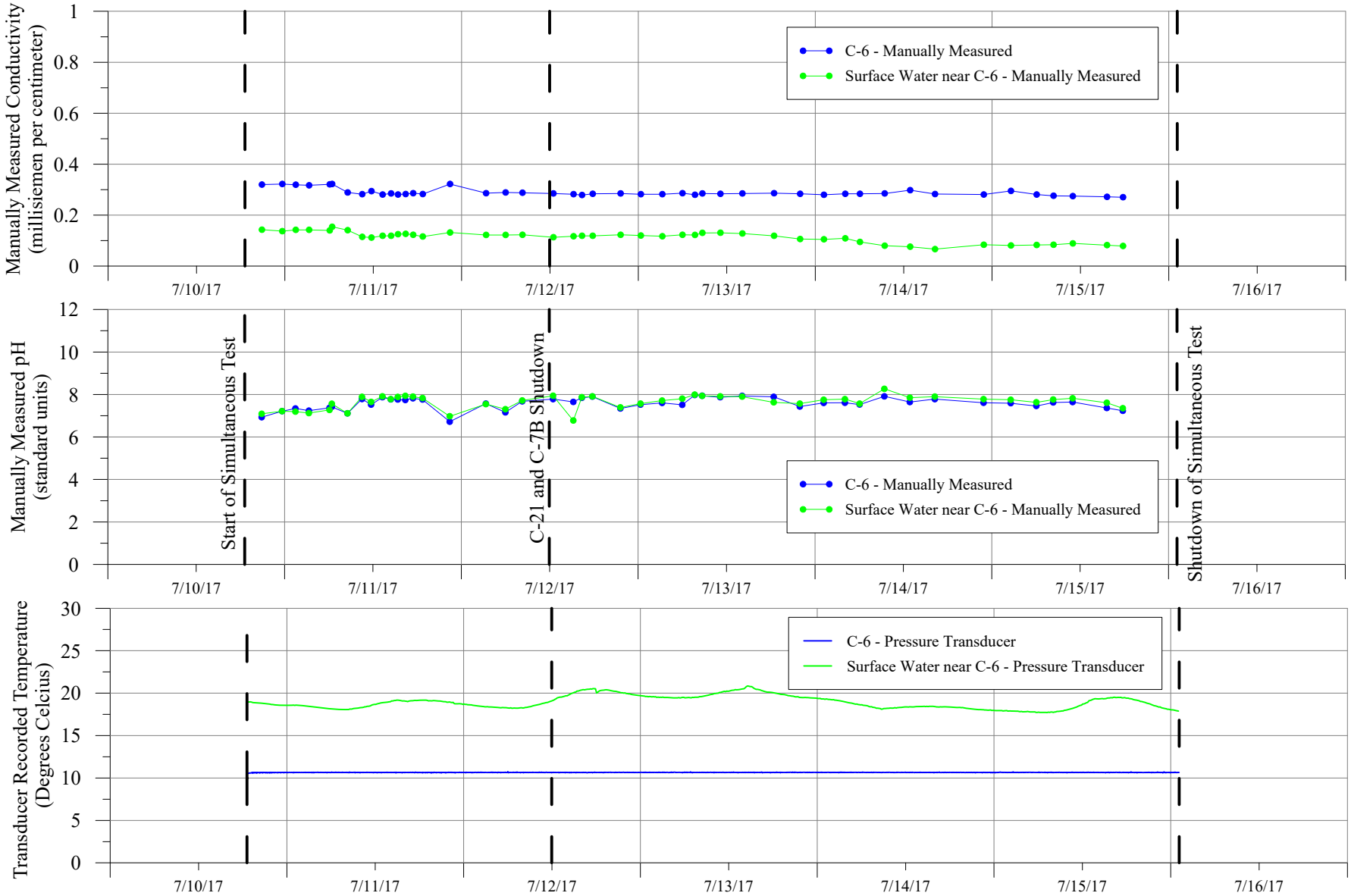

K:\Jobs\Lake Anne\Clovewood\2017\Hydrographs\Physical Parameters\C-6 Multi PP Simultaneous.grf

LBG Hydrogeologic & Engineering Services, P.C.

CLOVEWOOD PROPERTY
VILLAGE OF SOUTH BLOOMING GROVE
BLAGGS CLOVE, NEW YORK

Graphs of Physical Parameter Measurements Collected from Pumping Well C-12 and Surface Water Near Pumping Well C-12 During Pumping Test Program Conducted on Wells C-6, 7B, 12, 14, 16, 21, and 23, July 10, 2017 Through July 16, 2017

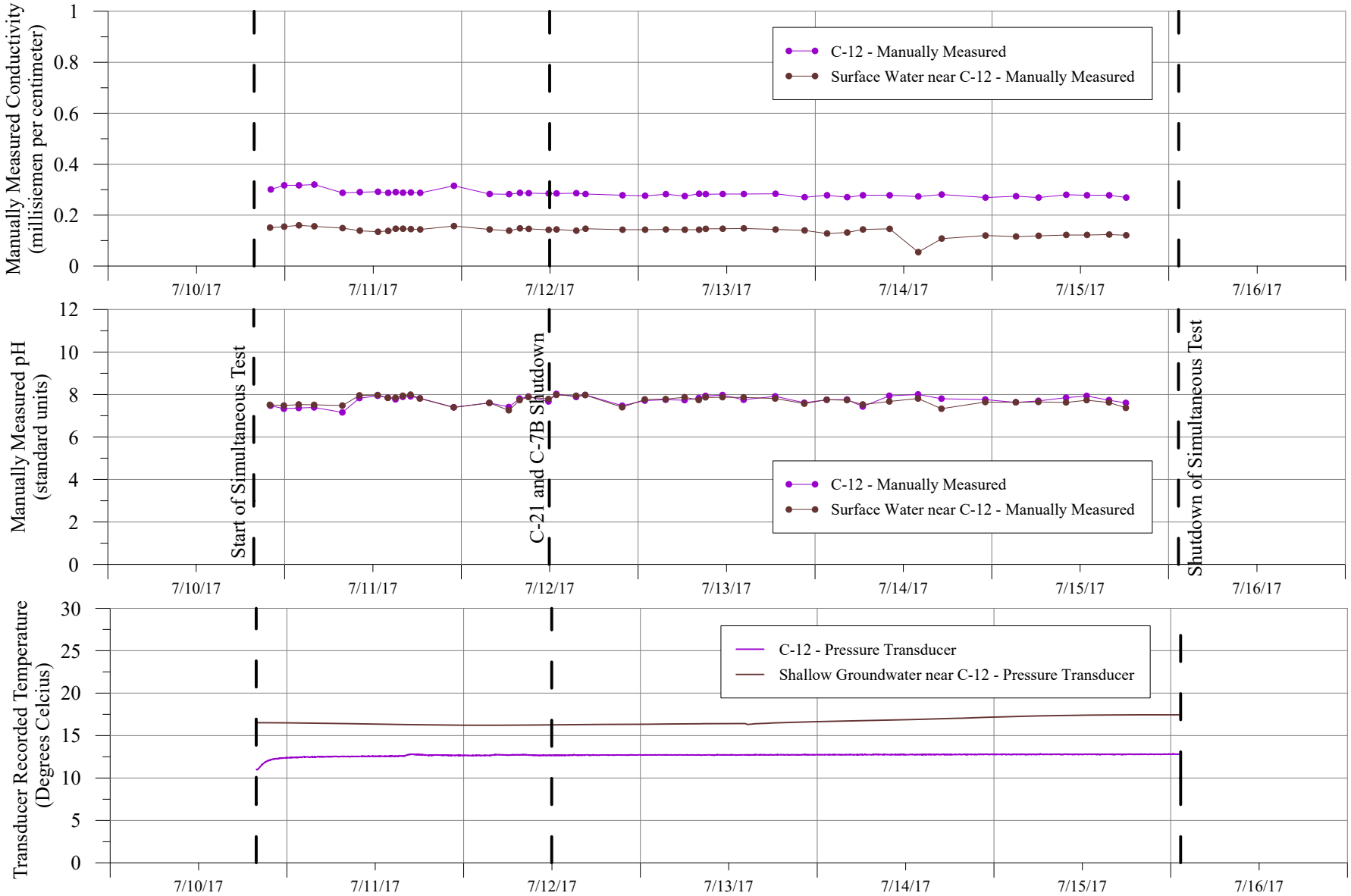

K:\Jobs\Lake Anne\Clovewood\2017\Hydrographs\Physical Parameters\C-12 Multi PP Simultaneous.grf

LBG Hydrogeologic & Engineering Services, P.C.

CLOVEWOOD PROPERTY
VILLAGE OF SOUTH BLOOMING GROVE
BLAGGS CLOVE, NEW YORK

Graphs of Physical Parameter Measurements Collected from Pumping Well C-14 and Surface Water Near Pumping Well C-14
During Pumping Test Program Conducted on Wells C-6, 7B, 12, 14, 16, 21, and 23, July 10, 2017 Through July 16, 2017

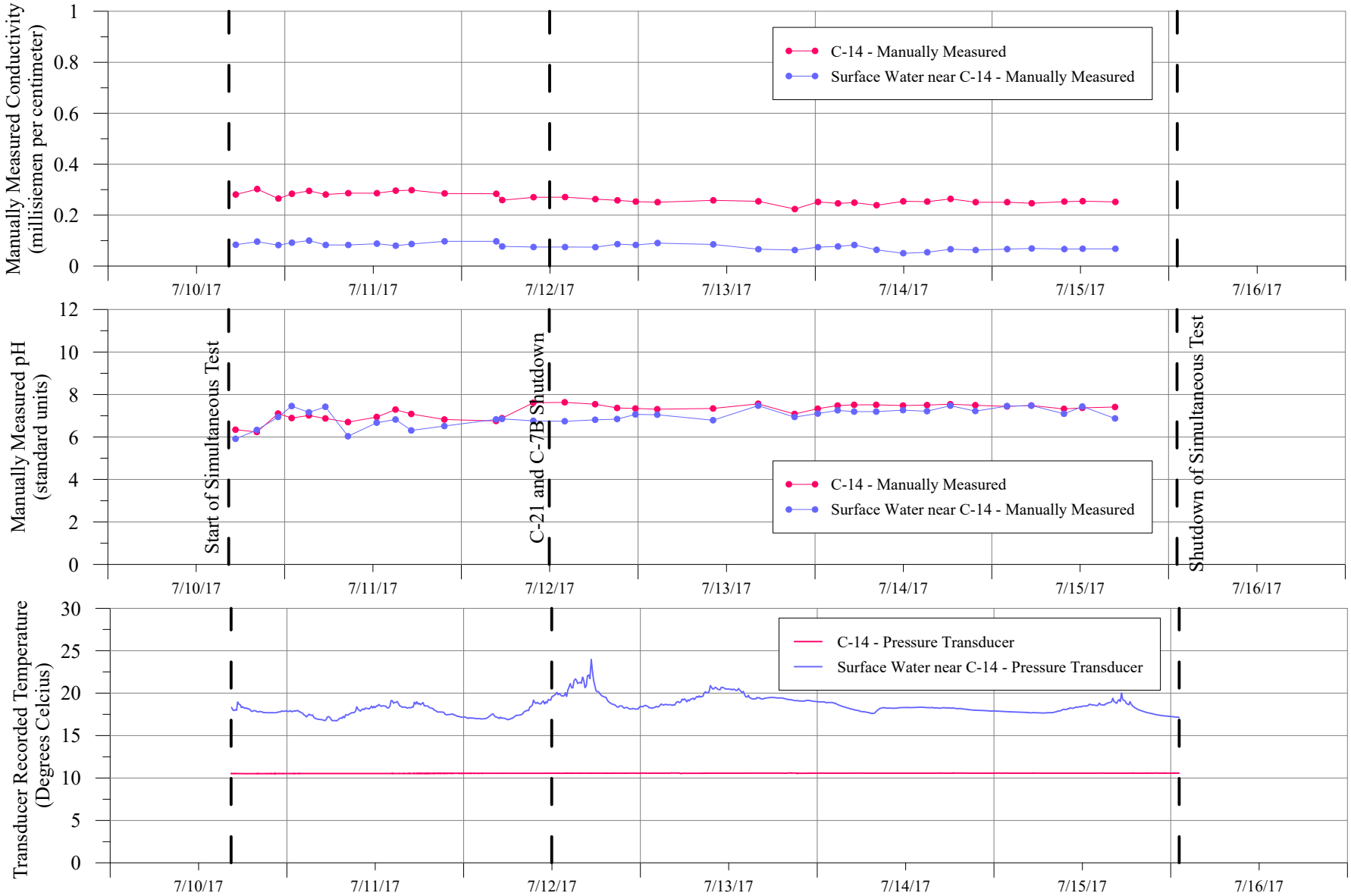

K:\Jobs\Lake Anne\Clovewood\2017\Hydrographs\Physical Parameters\C-14 Multi PP Simultaneous.grf

LBG Hydrogeologic & Engineering Services, P.C.

CLOVEWOOD PROPERTY
VILLAGE OF SOUTH BLOOMING GROVE
BLAGGS CLOVE, NEW YORK

Graphs of Physical Parameter Measurements Collected from Pumping Well C-16 and Surface Water Near Pumping Well C-16 During Pumping Test Program Conducted on Wells C-6, 7B, 12, 14, 16, 21, and 23, July 10, 2017 Through July 16, 2017

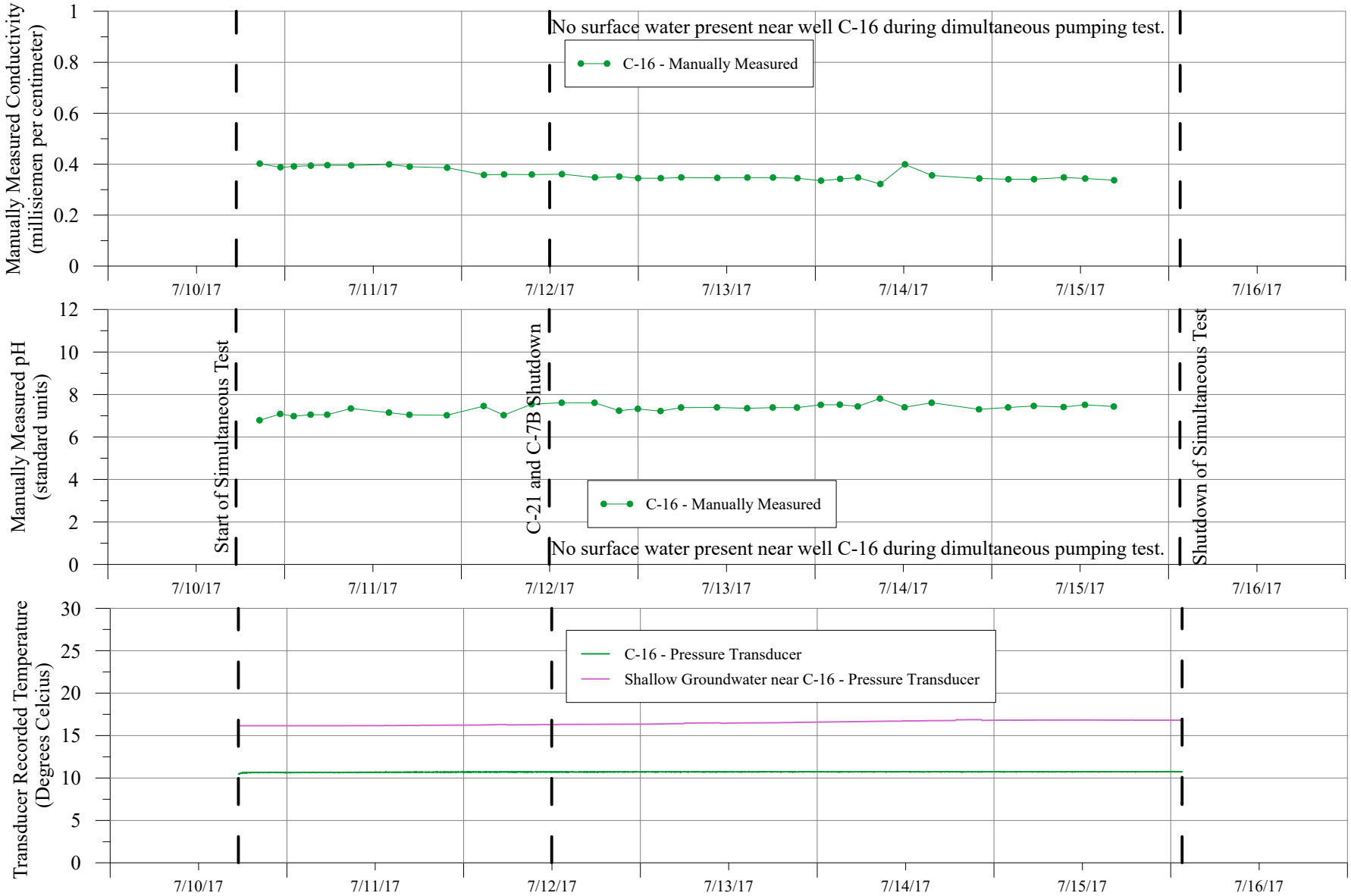

K:\Jobs\Lake Anne\Clovewood\2017\Hydrographs\Physical Parameters\C-16 Multi PP Simultaneous.grf

LBG Hydrogeologic & Engineering Services, P.C.

CLOVEWOOD PROPERTY
VILLAGE OF SOUTH BLOOMING GROVE
BLAGGS CLOVE, NEW YORK

Graphs of Physical Parameter Measurements Collected from Pumping Well C-23 and Surface Water Near Pumping Well C-23 During Pumping Test Program Conducted on Wells C-6, 7B, 12, 14, 16, 21, and 23, July 10, 2017 Through July 16, 2017

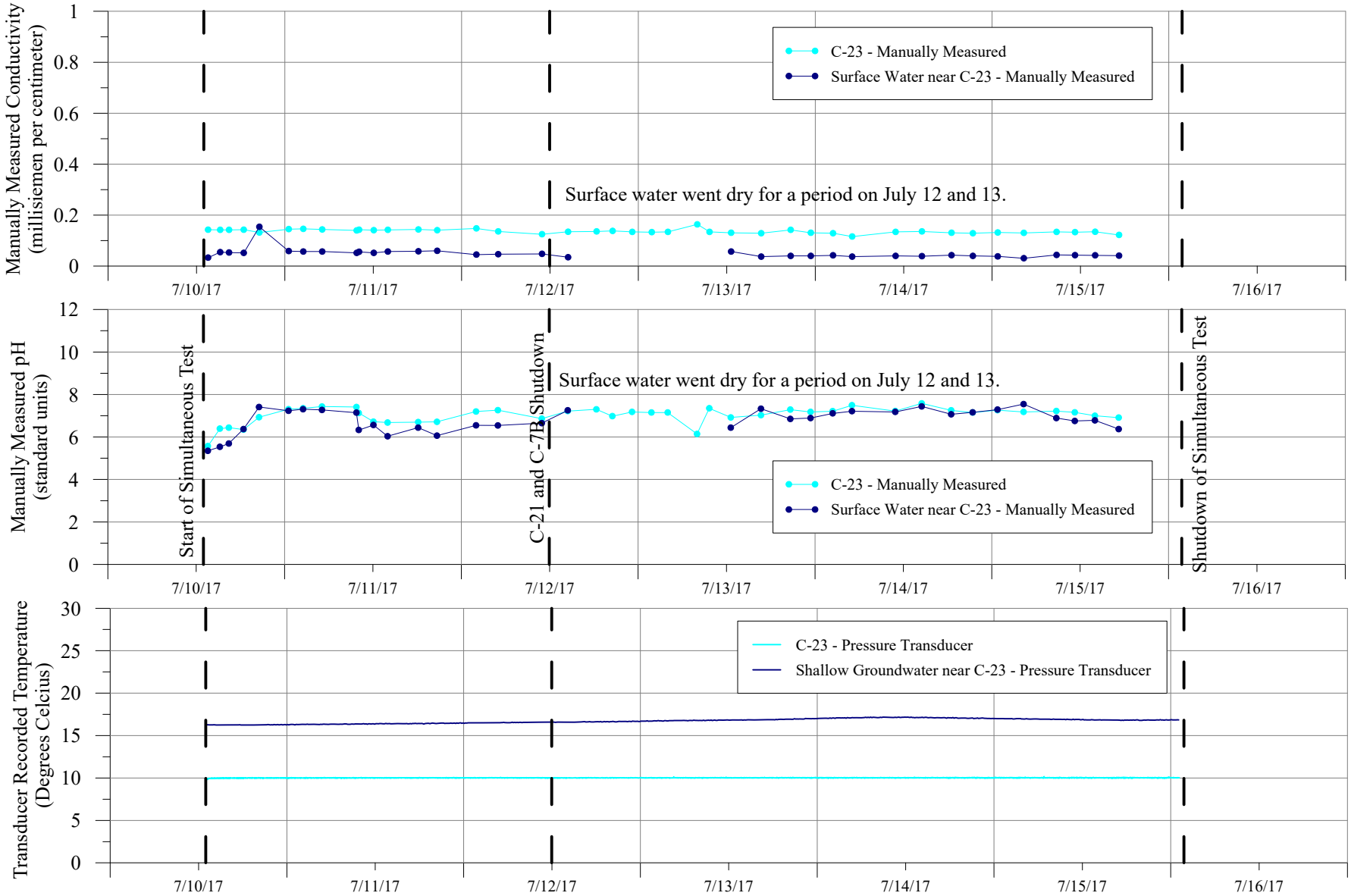

K:\Jobs\Lake Anne\Clovewood\2017\Hydrographs\Physical Parameters\C-23 Multi PP Simultaneous.grf

LBG Hydrogeologic & Engineering Services, P.C.

CLOVEWOOD PROPERTY
VILLAGE OF SOUTH BLOOMING GROVE
BLAGGS CLOVE, NEW YORK

Graphs of Physical Parameter Measurements Collected from Pumping Well C-21 and Surface Water near Pumping Well C-21
During Pumping Test Program Conducted on Well C-21, July 25, 2017 Through July 28, 2017

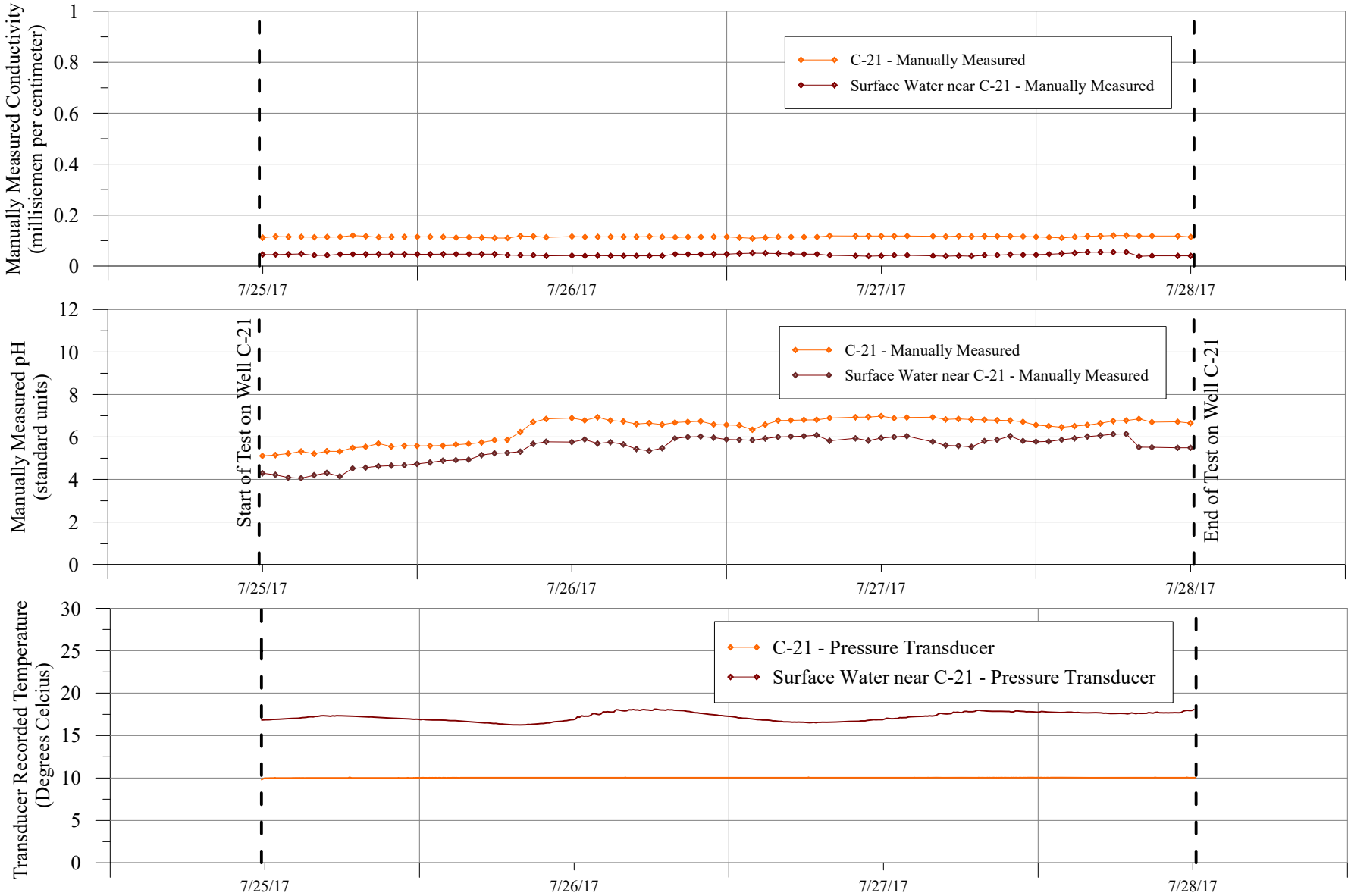

K:\Jobs\Lake Anne\Clovewood\2017\Hydrographs\Physical Parameters\Multi PP Individual.grf

LBG Hydrogeologic & Engineering Services, P.C.

CLOVEWOOD PROPERTY
VILLAGE OF SOUTH BLOOMING GROVE
BLAGGS CLOVE, NEW YORK

Physical Parameter Measurements of pH, Conductivity and Total Dissolved Solids Collected from the Pumping Well Discharge Water and Nearby Surface Water During Pumping Test Program Conducted on Wells C-6, 7B, 12, 14, 16, 21, and 23 During July 2017

Date	Time	pH (S.U.)	Conductivity (mS/cm)	pH (S.U.)	Conductivity (mS/cm)
		C-6 Discharge		Surface Water Near C-6	
7/10/2017	20:53	6.93	0.320	7.09	0.143
7/10/2017	23:40	7.21	0.322	7.21	0.137
7/11/2017	1:29	7.34	0.319	7.19	0.142
7/11/2017	3:18	7.24	0.317	7.12	0.142
7/11/2017	6:06	7.37	0.321	7.27	0.140
7/11/2017	6:25	7.42	0.322	7.56	0.154
7/11/2017	8:32	7.11	0.289	7.11	0.141
7/11/2017	10:30	7.79	0.282	7.89	0.115
7/11/2017	11:45	7.52	0.294	7.65	0.112
7/11/2017	13:16	7.87	0.281	7.91	0.119
7/11/2017	14:25	7.77	0.285	7.78	0.119
7/11/2017	15:22	7.76	0.281	7.88	0.125
7/11/2017	16:24	7.74	0.283	7.93	0.127
7/11/2017	17:26	7.82	0.286	7.90	0.123
7/11/2017	18:44	7.76	0.283	7.83	0.116
7/11/2017	22:25	6.72	0.322	6.97	0.132
7/12/2017	3:20	7.57	0.286	7.55	0.122
7/12/2017	5:58	7.16	0.289	7.31	0.122
7/12/2017	8:16	7.68	0.288	7.72	0.123
7/12/2017	12:27	7.78	0.285	7.94	0.113
7/12/2017	15:12	7.65	0.282	6.77	0.117
7/12/2017	16:21	7.84	0.279	7.87	0.119
7/12/2017	17:48	7.90	0.284	7.91	0.119
7/12/2017	21:35	7.34	0.285	7.39	0.123
7/13/2017	0:20	7.52	0.282	7.57	0.120
7/13/2017	3:16	7.60	0.282	7.71	0.117
7/13/2017	5:59	7.51	0.286	7.80	0.123
7/13/2017	7:41	7.97	0.280	7.99	0.122
7/13/2017	8:41	7.94	0.285	7.93	0.130
7/13/2017	11:08	7.87	0.284	7.91	0.131
7/13/2017	14:08	7.93	0.285	7.90	0.128
7/13/2017	18:25	7.89	0.286	7.63	0.119
7/13/2017	21:57	7.43	0.284	7.57	0.106
7/14/2017	1:11	7.60	0.280	7.75	0.105
7/14/2017	4:05	7.61	0.284	7.78	0.109
7/14/2017	6:05	7.53	0.284	7.57	0.095
7/14/2017	9:26	7.91	0.285	8.27	0.080
7/14/2017	12:54	7.64	0.298	7.85	0.076
7/14/2017	16:16	7.78	0.283	7.90	0.067
7/14/2017	22:53	7.61	0.281	7.78	0.084
7/15/2017	2:35	7.59	0.295	7.75	0.081
7/15/2017	6:04	7.46	0.281	7.63	0.083
7/15/2017	8:22	7.62	0.276	7.76	0.084
7/15/2017	10:59	7.64	0.275	7.82	0.089
7/15/2017	15:38	7.36	0.272	7.61	0.082
7/15/2017	17:48	7.23	0.270	7.35	0.079

CLOVEWOOD PROPERTY
VILLAGE OF SOUTH BLOOMING GROVE
BLAGGS CLOVE, NEW YORK

Physical Parameter Measurements of pH, Conductivity and Total Dissolved Solids Collected from the Pumping Well Discharge Water and Nearby Surface Water During Pumping Test Program Conducted on Wells C-6, 7B, 12, 14, 16, 21, and 23 During July 2017

Date	Time	pH (S.U.)	Conductivity (mS/cm)	pH (S.U.)	Conductivity (mS/cm)
		C-12 Discharge		Surface Water Near C-12	
7/10/2017	22:06	7.47	0.301	7.51	0.151
7/10/2017	23:55	7.33	0.317	7.48	0.155
7/11/2017	1:55	7.36	0.317	7.53	0.160
7/11/2017	4:00	7.39	0.320	7.51	0.156
7/11/2017	7:50	7.16	0.287	7.48	0.149
7/11/2017	10:10	7.83	0.290	7.96	0.139
7/11/2017	12:38	7.94	0.292	7.97	0.135
7/11/2017	14:01	7.85	0.287	7.84	0.138
7/11/2017	15:03	7.77	0.290	7.85	0.147
7/11/2017	16:03	7.89	0.288	7.94	0.147
7/11/2017	17:06	7.91	0.289	7.99	0.145
7/11/2017	18:23	7.82	0.287	7.81	0.144
7/11/2017	22:58	7.40	0.315	7.39	0.157
7/12/2017	3:48	7.60	0.283	7.60	0.144
7/12/2017	6:27	7.41	0.282	7.25	0.139
7/12/2017	7:55	7.81	0.287	7.73	0.148
7/12/2017	9:07	7.90	0.286	7.88	0.146
7/12/2017	11:50	7.67	0.285	7.79	0.142
7/12/2017	12:53	8.03	0.285	7.98	0.144
7/12/2017	15:35	7.88	0.286	7.94	0.139
7/12/2017	16:49	7.98	0.283	7.97	0.147
7/12/2017	21:50	7.47	0.278	7.40	0.143
7/13/2017	0:54	7.71	0.276	7.77	0.143
7/13/2017	3:44	7.75	0.282	7.78	0.144
7/13/2017	6:18	7.73	0.275	7.87	0.143
7/13/2017	8:14	7.83	0.284	7.74	0.143
7/13/2017	9:09	7.93	0.282	7.86	0.146
7/13/2017	11:28	7.97	0.283	7.87	0.147
7/13/2017	14:20	7.75	0.283	7.86	0.148
7/13/2017	18:37	7.91	0.284	7.81	0.144
7/13/2017	22:34	7.61	0.270	7.57	0.140
7/14/2017	1:36	7.75	0.278	7.75	0.128
7/14/2017	4:21	7.76	0.270	7.73	0.132
7/14/2017	6:29	7.43	0.278	7.53	0.144
7/14/2017	10:06	7.94	0.278	7.67	0.146
7/14/2017	14:00	8.00	0.273	7.81	0.055
7/14/2017	17:11	7.80	0.281	7.33	0.108
7/14/2017	23:08	7.76	0.269	7.64	0.120
7/15/2017	3:17	7.63	0.274	7.63	0.116
7/15/2017	6:20	7.70	0.269	7.65	0.119
7/15/2017	10:06	7.85	0.280	7.62	0.122
7/15/2017	12:54	7.93	0.278	7.73	0.122
7/15/2017	15:55	7.73	0.278	7.62	0.124
7/15/2017	18:13	7.60	0.269	7.37	0.121

CLOVEWOOD PROPERTY
VILLAGE OF SOUTH BLOOMING GROVE
BLAGGS CLOVE, NEW YORK

Physical Parameter Measurements of pH, Conductivity and Total Dissolved Solids Collected from the Pumping Well Discharge Water and Nearby Surface Water During Pumping Test Program Conducted on Wells C-6, 7B, 12, 14, 16, 21, and 23 During July 2017

Date	Time	pH (S.U.)	Conductivity (mS/cm)	pH (S.U.)	Conductivity (mS/cm)
		C-14 Discharge		Surface Water Near Well C-14	
7/10/2017	17:20	6.34	0.281	5.91	0.084
7/10/2017	20:15	6.23	0.302	6.33	0.096
7/10/2017	23:07	7.10	0.265	6.94	0.082
7/11/2017	0:58	6.89	0.284	7.45	0.092
7/11/2017	3:18	7.01	0.295	7.16	0.100
7/11/2017	5:33	6.87	0.281	7.42	0.083
7/11/2017	8:37	6.70	0.286	6.03	0.083
7/11/2017	12:30	6.94	0.286	6.67	0.088
7/11/2017	15:03	7.29	0.296	6.82	0.080
7/11/2017	17:13	7.08	0.298	6.31	0.087
7/11/2017	21:42	6.82	0.285	6.51	0.097
7/12/2017	4:43	6.75	0.284	6.83	0.097
7/12/2017	5:31	6.88	0.259	6.85	0.077
7/12/2017	9:46	7.61	0.270	6.76	0.075
7/12/2017	14:02	7.63	0.271	6.74	0.075
7/12/2017	18:10	7.54	0.263	6.81	0.074
7/12/2017	21:09	7.36	0.258	6.84	0.086
7/12/2017	23:39	7.34	0.253	7.06	0.083
7/13/2017	2:36	7.31	0.251	7.05	0.090
7/13/2017	10:10	7.34	0.258	6.79	0.085
7/13/2017	16:18	7.56	0.254	7.47	0.066
7/13/2017	21:15	7.08	0.224	6.94	0.063
7/14/2017	0:23	7.33	0.252	7.10	0.074
7/14/2017	3:05	7.48	0.246	7.25	0.077
7/14/2017	5:19	7.51	0.249	7.19	0.083
7/14/2017	8:20	7.51	0.239	7.19	0.064
7/14/2017	11:58	7.48	0.254	7.26	0.050
7/14/2017	15:13	7.50	0.253	7.21	0.054
7/14/2017	18:23	7.54	0.264	7.47	0.066
7/14/2017	21:47	7.49	0.251	7.22	0.063
7/15/2017	2:04	7.44	0.251	7.45	0.067
7/15/2017	5:23	7.48	0.247	7.48	0.069
7/15/2017	9:49	7.32	0.253	7.09	0.067
7/15/2017	12:18	7.37	0.255	7.43	0.068
7/15/2017	16:45	7.41	0.252	6.87	0.068

CLOVEWOOD PROPERTY
VILLAGE OF SOUTH BLOOMING GROVE
BLAGGS CLOVE, NEW YORK

Physical Parameter Measurements of pH, Conductivity and Total Dissolved Solids Collected from the Pumping Well Discharge Water and Nearby Surface Water During Pumping Test Program Conducted on Wells C-6, 7B, 12, 14, 16, 21, and 23 During July 2017

Date	Time	pH (S.U.)	Conductivity (mS/cm)	pH (S.U.)	Conductivity (mS/cm)
		C-16 Discharge		No Surface Present Near Well C-16	
7/10/2017	20:36	6.79	0.402	--	--
7/10/2017	23:24	7.08	0.388	--	--
7/11/2017	1:15	6.98	0.391	--	--
7/11/2017	3:32	7.05	0.394	--	--
7/11/2017	5:47	7.05	0.396	--	--
7/11/2017	9:00	7.34	0.395	--	--
7/11/2017	14:10	7.14	0.399	--	--
7/11/2017	16:57	7.04	0.390	--	--
7/11/2017	22:02	7.02	0.386	--	--
7/12/2017	3:02	7.45	0.358	--	--
7/12/2017	5:45	7.03	0.360	--	--
7/12/2017	9:32	7.54	0.359	--	--
7/12/2017	13:37	7.61	0.361	--	--
7/12/2017	18:05	7.61	0.348	--	--
7/12/2017	21:25	7.24	0.351	--	--
7/12/2017	23:58	7.32	0.345	--	--
7/13/2017	3:02	7.22	0.345	--	--
7/13/2017	5:50	7.38	0.348	--	--
7/13/2017	10:43	7.39	0.346	--	--
7/13/2017	14:48	7.35	0.347	--	--
7/13/2017	18:16	7.38	0.347	--	--
7/13/2017	21:35	7.38	0.345	--	--
7/14/2017	0:48	7.51	0.335	--	--
7/14/2017	3:23	7.52	0.342	--	--
7/14/2017	5:49	7.44	0.347	--	--
7/14/2017	8:50	7.81	0.322	--	--
7/14/2017	12:11	7.40	0.399	--	--
7/14/2017	15:51	7.61	0.356	--	--
7/14/2017	22:17	7.30	0.344	--	--
7/15/2017	2:14	7.39	0.341	--	--
7/15/2017	5:42	7.46	0.341	--	--
7/15/2017	9:46	7.41	0.348	--	--
7/15/2017	12:40	7.51	0.344	--	--
7/15/2017	16:35	7.43	0.337	--	--

CLOVEWOOD PROPERTY
VILLAGE OF SOUTH BLOOMING GROVE
BLAGGS CLOVE, NEW YORK

Physical Parameter Measurements of pH, Conductivity and Total Dissolved Solids Collected from the Pumping Well Discharge Water and Nearby Surface Water During Pumping Test Program Conducted on Wells C-6, 7B, 12, 14, 16, 21, and 23 During July 2017

Date	Time	pH (S.U.)	Conductivity (mS/cm)	pH (S.U.)	Conductivity (mS/cm)
		C-21 Discharge		Surface Water Near Well C-21	
7/25/2017	12:00	5.11	0.112	4.29	0.045
7/25/2017	13:00	5.15	0.116	4.22	0.045
7/25/2017	14:00	5.22	0.115	4.09	0.046
7/25/2017	15:00	5.32	0.115	4.06	0.048
7/25/2017	16:00	5.21	0.113	4.20	0.042
7/25/2017	17:00	5.33	0.114	4.31	0.042
7/25/2017	18:00	5.32	0.115	4.14	0.046
7/25/2017	19:00	5.49	0.120	4.52	0.046
7/25/2017	20:00	5.53	0.117	4.55	0.046
7/25/2017	21:00	5.69	0.113	4.62	0.047
7/25/2017	22:00	5.55	0.114	4.65	0.047
7/25/2017	23:00	5.59	0.115	4.67	0.047
7/26/2017	0:00	5.58	0.115	4.73	0.046
7/26/2017	1:00	5.58	0.115	4.80	0.046
7/26/2017	2:00	5.59	0.114	4.88	0.047
7/26/2017	3:00	5.64	0.112	4.91	0.047
7/26/2017	4:00	5.68	0.113	4.93	0.047
7/26/2017	5:00	5.74	0.112	5.15	0.047
7/26/2017	6:00	5.85	0.110	5.23	0.047
7/26/2017	7:00	5.86	0.110	5.25	0.043
7/26/2017	8:00	6.23	0.118	5.31	0.042
7/26/2017	9:00	6.70	0.117	5.68	0.042
7/26/2017	10:00	6.85	0.113	5.77	0.040
7/26/2017	12:00	6.89	0.116	5.76	0.041
7/26/2017	13:00	6.78	0.114	5.88	0.040
7/26/2017	14:00	6.93	0.115	5.69	0.041
7/26/2017	15:00	6.77	0.115	5.75	0.040
7/26/2017	16:00	6.73	0.115	5.65	0.040
7/26/2017	17:00	6.61	0.115	5.43	0.040
7/26/2017	18:00	6.65	0.116	5.35	0.040
7/26/2017	19:00	6.58	0.114	5.47	0.040
7/26/2017	20:00	6.68	0.113	5.94	0.047
7/26/2017	21:00	6.71	0.114	6.00	0.046
7/26/2017	22:00	6.74	0.114	6.02	0.046
7/26/2017	23:00	6.59	0.115	5.97	0.047
7/27/2017	0:00	6.57	0.115	5.88	0.047
7/27/2017	1:00	6.55	0.112	5.87	0.049
7/27/2017	2:00	6.34	0.109	5.85	0.051
7/27/2017	3:00	6.58	0.112	5.93	0.050
7/27/2017	4:00	6.77	0.114	6.00	0.049
7/27/2017	5:00	6.78	0.114	6.02	0.048
7/27/2017	6:00	6.80	0.114	6.04	0.047
7/27/2017	7:00	6.81	0.114	6.08	0.047
7/27/2017	8:00	6.89	0.119	5.82	0.042
7/27/2017	10:00	6.93	0.118	5.94	0.040
7/27/2017	11:00	6.94	0.118	5.83	0.039
7/27/2017	12:00	6.98	0.118	5.95	0.040
7/27/2017	13:00	6.88	0.118	6.00	0.042
7/27/2017	14:00	6.92	0.118	6.04	0.042

CLOVEWOOD PROPERTY
VILLAGE OF SOUTH BLOOMING GROVE
BLAGGS CLOVE, NEW YORK

Physical Parameter Measurements of pH, Conductivity and Total Dissolved Solids Collected from the Pumping Well Discharge Water and Nearby Surface Water During Pumping Test Program Conducted on Wells C-6, 7B, 12, 14, 16, 21, and 23 During July 2017

Date	Time	pH (S.U.)	Conductivity (mS/cm)	pH (S.U.)	Conductivity (mS/cm)
		C-21 Discharge (continued)		Surface Water Near Well C-21 (continued)	
7/27/2017	16:00	6.93	0.117	5.77	0.040
7/27/2017	17:00	6.83	0.116	5.60	0.039
7/27/2017	18:00	6.85	0.118	5.58	0.040
7/27/2017	19:00	6.82	0.116	5.53	0.039
7/27/2017	20:00	6.81	0.117	5.81	0.042
7/27/2017	21:00	6.79	0.117	5.87	0.043
7/27/2017	22:00	6.77	0.117	6.04	0.045
7/27/2017	23:00	6.71	0.116	5.81	0.044
7/28/2017	0:00	6.56	0.115	5.77	0.044
7/28/2017	1:00	6.51	0.113	5.79	0.047
7/28/2017	2:00	6.46	0.111	5.87	0.049
7/28/2017	3:00	6.51	0.114	5.94	0.051
7/28/2017	4:00	6.56	0.117	6.02	0.054
7/28/2017	5:00	6.64	0.118	6.07	0.054
7/28/2017	6:00	6.75	0.120	6.13	0.054
7/28/2017	7:00	6.77	0.120	6.14	0.055
7/28/2017	8:00	6.85	0.118	5.52	0.038
7/28/2017	9:00	6.70	0.118	5.51	0.040
7/28/2017	11:00	6.71	0.118	5.49	0.040
7/28/2017	12:00	6.65	0.114	5.49	0.040

CLOVEWOOD PROPERTY
VILLAGE OF SOUTH BLOOMING GROVE
BLAGGS CLOVE, NEW YORK

Physical Parameter Measurements of pH, Conductivity and Total Dissolved Solids Collected from the Pumping Well Discharge Water and Nearby Surface Water During Pumping Test Program Conducted on Wells C-6, 7B, 12, 14, 16, 21, and 23 During July 2017

Date	Time	pH (S.U.)	Conductivity (mS/cm)	pH (S.U.)	Conductivity (mS/cm)
		Well C-23		Surface Water Near Well C-23	
7/10/2017	13:35	5.57	0.143	7.23	0.059
7/10/2017	15:13	6.39	0.142	7.31	0.057
7/10/2017	16:26	6.44	0.142	7.27	0.057
7/10/2017	18:25	6.35	0.143	7.14	0.052
7/10/2017	20:32	6.93	0.132	6.33	0.056
7/11/2017	0:32	7.31	0.145	6.56	0.052
7/11/2017	2:30	7.35	0.146	6.03	0.057
7/11/2017	5:04	7.43	0.144	6.44	0.058
7/11/2017	9:45	7.41	0.140	6.06	0.060
7/11/2017	10:05	7.13	0.143	6.55	0.045
7/11/2017	12:04	6.72	0.141	6.54	0.047
7/11/2017	13:59	6.68	0.142	6.65	0.048
7/11/2017	18:08	6.70	0.144	7.25	0.035
7/11/2017	20:41	6.71	0.141	Dry	Dry
7/12/2017	2:00	7.20	0.148	Dry	Dry
7/12/2017	4:58	7.26	0.136	Dry	Dry
7/12/2017	10:55	6.86	0.125	Dry	Dry
7/12/2017	14:27	7.22	0.135	Dry	Dry
7/12/2017	18:20	7.30	0.136	Dry	Dry
7/12/2017	20:30	6.98	0.138	Dry	Dry
7/12/2017	23:10	7.18	0.134	6.44	0.057
7/13/2017	1:49	7.15	0.133	7.33	0.037
7/13/2017	4:00	7.15	0.134	6.85	0.040
7/13/2017	8:00	6.14	0.164	6.89	0.040
7/13/2017	9:40	7.35	0.134	7.11	0.042
7/13/2017	12:35	6.92	0.131	7.21	0.037
7/13/2017	16:40	7.03	0.129	7.18	0.040
7/13/2017	20:40	7.29	0.142	7.44	0.039
7/13/2017	23:25	7.18	0.131	7.07	0.043
7/14/2017	2:25	7.21	0.129	7.16	0.040
7/14/2017	5:02	7.49	0.116	7.29	0.038
7/14/2017	10:55	7.22	0.134	7.55	0.031
7/14/2017	14:29	7.58	0.136	6.89	0.044
7/14/2017	18:30	7.25	0.131	6.75	0.043
7/14/2017	21:24	7.15	0.129	6.78	0.042
7/15/2017	0:47	7.26	0.132	6.37	0.041
7/15/2017	4:19	7.18	0.130	7.23	0.059
7/15/2017	8:46	7.22	0.134	7.31	0.057
7/15/2017	11:17	7.16	0.133	7.27	0.057
7/15/2017	14:00	7.00	0.135	7.14	0.052
7/15/2017	17:15	6.91	0.122	6.33	0.056

S.U. standard units
mS/cm millisiemen per centimeter

K:\Jobs\Lake Anne\Clovewood\2017\Report\Physical Parameter Table.doc

CLOVEWOOD PROPERTY
VILLAGE OF SOUTH BLOOMING GROVE
BLAGGS CLOVE, NEW YORK

Temperature Measurements from the Pumping Wells and Nearby Surface Water During Pumping Test Program Conducted on Wells C-6, 7B, 12, 14, 16, 21, and 23 During July 2017

Date	Time	Temperature (degrees Celsius) Well C-6	Temperature (degrees Celsius) Surface Water Near Well C-6	Date	Time	Temperature (degrees Celsius) Well C-12	Temperature (degrees Celsius) Piezometer Shallow Groundwater Near Well C-12[1/]
7/10/2017	19:00	10.58	18.97	7/10/2017	20:00	11.03	16.53
7/10/2017	20:00	10.62	18.85	7/10/2017	21:00	11.84	16.51
7/10/2017	21:00	10.65	18.76	7/10/2017	22:00	12.18	16.50
7/10/2017	22:00	10.64	18.66	7/10/2017	23:00	12.34	16.49
7/10/2017	23:00	10.65	18.57	7/11/2017	0:00	12.40	16.48
7/11/2017	0:00	10.66	18.57	7/11/2017	1:00	12.43	16.47
7/11/2017	1:00	10.65	18.57	7/11/2017	2:00	12.46	16.47
7/11/2017	2:00	10.66	18.53	7/11/2017	3:00	12.47	16.46
7/11/2017	3:00	10.64	18.45	7/11/2017	4:00	12.46	16.45
7/11/2017	4:00	10.64	18.33	7/11/2017	5:00	12.49	16.44
7/11/2017	5:00	10.66	18.23	7/11/2017	6:00	12.53	16.43
7/11/2017	6:00	10.65	18.16	7/11/2017	7:00	12.51	16.42
7/11/2017	7:00	10.66	18.08	7/11/2017	8:00	12.53	16.42
7/11/2017	8:00	10.63	18.07	7/11/2017	9:00	12.53	16.41
7/11/2017	9:00	10.66	18.19	7/11/2017	10:00	12.51	16.39
7/11/2017	10:00	10.63	18.30	7/11/2017	11:00	12.59	16.38
7/11/2017	11:00	10.65	18.48	7/11/2017	12:00	12.56	16.36
7/11/2017	12:00	10.65	18.67	7/11/2017	13:00	12.56	16.35
7/11/2017	13:00	10.66	18.87	7/11/2017	14:00	12.60	16.33
7/11/2017	14:00	10.63	18.99	7/11/2017	15:00	12.57	16.32
7/11/2017	15:00	10.65	19.17	7/11/2017	16:00	12.59	16.30
7/11/2017	16:00	10.63	19.06	7/11/2017	17:00	12.81	16.28
7/11/2017	17:00	10.66	19.11	7/11/2017	18:00	12.77	16.27
7/11/2017	18:00	10.66	19.17	7/11/2017	19:00	12.69	16.25
7/11/2017	19:00	10.64	19.13	7/11/2017	20:00	12.70	16.24
7/11/2017	20:00	10.64	19.11	7/11/2017	21:00	12.70	16.23
7/11/2017	21:00	10.64	19.01	7/11/2017	22:00	12.63	16.23
7/11/2017	22:00	10.67	18.95	7/11/2017	23:00	12.67	16.22
7/11/2017	23:00	10.63	18.74	7/12/2017	0:00	12.64	16.21
7/12/2017	0:00	10.65	18.71	7/12/2017	1:00	12.64	16.21
7/12/2017	1:00	10.65	18.60	7/12/2017	2:00	12.68	16.21
7/12/2017	2:00	10.68	18.47	7/12/2017	3:00	12.67	16.21
7/12/2017	3:00	10.64	18.39	7/12/2017	4:00	12.72	16.22
7/12/2017	4:00	10.67	18.34	7/12/2017	5:00	12.73	16.22
7/12/2017	5:00	10.66	18.27	7/12/2017	6:00	12.69	16.22
7/12/2017	6:00	10.75	18.25	7/12/2017	7:00	12.73	16.23
7/12/2017	7:00	10.66	18.23	7/12/2017	8:00	12.75	16.23
7/12/2017	8:00	10.66	18.26	7/12/2017	9:00	12.73	16.24
7/12/2017	9:00	10.64	18.40	7/12/2017	10:00	12.67	16.25
7/12/2017	10:00	10.63	18.63	7/12/2017	11:00	12.68	16.26
7/12/2017	11:00	10.65	18.85	7/12/2017	12:00	12.66	16.26
7/12/2017	12:00	10.64	19.12	7/12/2017	13:00	12.69	16.27
7/12/2017	13:00	10.67	19.53	7/12/2017	14:00	12.67	16.28
7/12/2017	14:00	10.64	19.69	7/12/2017	15:00	12.69	16.28
7/12/2017	15:00	10.63	20.10	7/12/2017	16:00	12.69	16.29
7/12/2017	16:00	10.65	20.37	7/12/2017	17:00	12.71	16.29
7/12/2017	17:00	10.66	20.46	7/12/2017	18:00	12.67	16.30
7/12/2017	18:00	10.64	20.00	7/12/2017	19:00	12.72	16.31
7/12/2017	19:00	10.65	20.36	7/12/2017	20:00	12.71	16.31
7/12/2017	20:00	10.66	20.30	7/12/2017	21:00	12.72	16.32
7/12/2017	21:00	10.65	20.14	7/12/2017	22:00	12.70	16.32
7/12/2017	22:00	10.66	19.97	7/12/2017	23:00	12.71	16.33

CLOVEWOOD PROPERTY
VILLAGE OF SOUTH BLOOMING GROVE
BLAGGS CLOVE, NEW YORK

Temperature Measurements from the Pumping Wells and Nearby Surface Water During Pumping Test Program Conducted on Wells C-6, 7B, 12, 14, 16, 21, and 23 During July 2017

Date	Time	Temperature (degrees Celsius) Well C-6	Temperature (degrees Celsius) Surface Water Near Well C-6	Date	Time	Temperature (degrees Celsius) Well C-12	Temperature (degrees Celsius) Piezometer Shallow Groundwater Near Well C-12[1/]
7/12/2017	23:00	10.63	19.82	7/13/2017	0:00	12.71	16.33
7/13/2017	0:00	10.65	19.69	7/13/2017	1:00	12.72	16.34
7/13/2017	1:00	10.67	19.58	7/13/2017	2:00	12.71	16.35
7/13/2017	2:00	10.67	19.56	7/13/2017	3:00	12.72	16.35
7/13/2017	3:00	10.67	19.53	7/13/2017	4:00	12.70	16.36
7/13/2017	4:00	10.66	19.47	7/13/2017	5:00	12.70	16.37
7/13/2017	5:00	10.66	19.44	7/13/2017	6:00	12.71	16.37
7/13/2017	6:00	10.68	19.45	7/13/2017	7:00	12.72	16.38
7/13/2017	7:00	10.64	19.51	7/13/2017	8:00	12.71	16.39
7/13/2017	8:00	10.64	19.59	7/13/2017	9:00	12.72	16.39
7/13/2017	9:00	10.66	19.74	7/13/2017	10:00	12.73	16.40
7/13/2017	10:00	10.66	19.97	7/13/2017	11:00	12.72	16.40
7/13/2017	11:00	10.66	20.14	7/13/2017	12:00	12.72	16.41
7/13/2017	12:00	10.67	20.24	7/13/2017	13:00	12.73	16.41
7/13/2017	13:00	10.64	20.39	7/13/2017	14:00	12.73	16.41
7/13/2017	14:00	10.64	20.52	7/13/2017	15:00	12.75	16.34
7/13/2017	15:00	10.69	20.77	7/13/2017	16:00	12.72	16.40
7/13/2017	16:00	10.68	20.42	7/13/2017	17:00	12.75	16.44
7/13/2017	17:00	10.64	20.15	7/13/2017	18:00	12.72	16.48
7/13/2017	18:00	10.63	20.05	7/13/2017	19:00	12.73	16.51
7/13/2017	19:00	10.62	19.85	7/13/2017	20:00	12.75	16.54
7/13/2017	20:00	10.67	19.70	7/13/2017	21:00	12.72	16.57
7/13/2017	21:00	10.65	19.56	7/13/2017	22:00	12.74	16.59
7/13/2017	22:00	10.67	19.47	7/13/2017	23:00	12.74	16.61
7/13/2017	23:00	10.66	19.44	7/14/2017	0:00	12.76	16.63
7/14/2017	0:00	10.63	19.39	7/14/2017	1:00	12.74	16.66
7/14/2017	1:00	10.65	19.27	7/14/2017	2:00	12.74	16.68
7/14/2017	2:00	10.66	19.21	7/14/2017	3:00	12.74	16.70
7/14/2017	3:00	10.65	19.10	7/14/2017	4:00	12.74	16.72
7/14/2017	4:00	10.65	18.94	7/14/2017	5:00	12.77	16.73
7/14/2017	5:00	10.67	18.74	7/14/2017	6:00	12.75	16.75
7/14/2017	6:00	10.66	18.62	7/14/2017	7:00	12.75	16.77
7/14/2017	7:00	10.66	18.43	7/14/2017	8:00	12.76	16.78
7/14/2017	8:00	10.64	18.22	7/14/2017	9:00	12.78	16.81
7/14/2017	9:00	10.65	18.17	7/14/2017	10:00	12.75	16.83
7/14/2017	10:00	10.64	18.24	7/14/2017	11:00	12.73	16.85
7/14/2017	11:00	10.65	18.31	7/14/2017	12:00	12.73	16.87
7/14/2017	12:00	10.66	18.36	7/14/2017	13:00	12.77	16.89
7/14/2017	13:00	10.67	18.37	7/14/2017	14:00	12.77	16.91
7/14/2017	14:00	10.66	18.42	7/14/2017	15:00	12.77	16.93
7/14/2017	15:00	10.66	18.43	7/14/2017	16:00	12.76	16.96
7/14/2017	16:00	10.65	18.40	7/14/2017	17:00	12.77	16.98
7/14/2017	17:00	10.66	18.39	7/14/2017	18:00	12.77	17.01
7/14/2017	18:00	10.66	18.36	7/14/2017	19:00	12.77	17.03
7/14/2017	19:00	10.66	18.31	7/14/2017	20:00	12.78	17.06
7/14/2017	20:00	10.65	18.23	7/14/2017	21:00	12.78	17.09
7/14/2017	21:00	10.64	18.13	7/14/2017	22:00	12.76	17.12
7/14/2017	22:00	10.65	18.07	7/14/2017	23:00	12.81	17.15
7/14/2017	23:00	10.66	17.99	7/15/2017	0:00	12.81	17.18
7/15/2017	0:00	10.64	17.96	7/15/2017	1:00	12.78	17.20
7/15/2017	1:00	10.66	17.94	7/15/2017	2:00	12.76	17.23
7/15/2017	2:00	10.65	17.89	7/15/2017	3:00	12.77	17.25

CLOVEWOOD PROPERTY
VILLAGE OF SOUTH BLOOMING GROVE
BLAGGS CLOVE, NEW YORK

Temperature Measurements from the Pumping Wells and Nearby Surface Water During Pumping Test Program Conducted on Wells C-6, 7B, 12, 14, 16, 21, and 23 During July 2017

Date	Time	Temperature (degrees Celsius) Well C-6	Temperature (degrees Celsius) Surface Water Near Well C-6	Date	Time	Temperature (degrees Celsius) Well C-12	Temperature (degrees Celsius) Piezometer Shallow Groundwater Near Well C-12[1/]
7/15/2017	3:00	10.67	17.87	7/15/2017	4:00	12.77	17.27
7/15/2017	4:00	10.66	17.82	7/15/2017	5:00	12.79	17.29
7/15/2017	5:00	10.65	17.79	7/15/2017	6:00	12.79	17.31
7/15/2017	6:00	10.66	17.75	7/15/2017	7:00	12.80	17.33
7/15/2017	7:00	10.67	17.74	7/15/2017	8:00	12.79	17.35
7/15/2017	8:00	10.64	17.74	7/15/2017	9:00	12.78	17.36
7/15/2017	9:00	10.63	17.87	7/15/2017	10:00	12.78	17.37
7/15/2017	10:00	10.66	18.06	7/15/2017	11:00	12.79	17.39
7/15/2017	11:00	10.63	18.32	7/15/2017	12:00	12.80	17.40
7/15/2017	12:00	10.63	18.71	7/15/2017	13:00	12.78	17.41
7/15/2017	13:00	10.67	19.15	7/15/2017	14:00	12.76	17.42
7/15/2017	14:00	10.64	19.32	7/15/2017	15:00	12.78	17.42
7/15/2017	15:00	10.64	19.35	7/15/2017	16:00	12.77	17.43
7/15/2017	16:00	10.65	19.46	7/15/2017	17:00	12.79	17.43
7/15/2017	17:00	10.67	19.49	7/15/2017	18:00	12.81	17.44
7/15/2017	18:00	10.64	19.40	7/15/2017	19:00	12.81	17.44
7/15/2017	19:00	10.64	19.21	7/15/2017	20:00	12.78	17.44
7/15/2017	20:00	10.64	19.02	7/15/2017	21:00	12.80	17.44
7/15/2017	21:00	10.68	18.76	7/15/2017	22:00	12.80	17.44
7/15/2017	22:00	10.63	18.46	7/15/2017	23:00	12.81	17.44
7/15/2017	23:00	10.64	18.22	7/16/2017	0:00	12.80	17.44
7/16/2017	0:00	10.64	18.02	--	--	--	--
Date	**Time**	**Temperature (degrees Celsius) Well C-14**	**Temperature (degrees Celsius) Surface Water Near Well C-14**	**Date**	**Time**	**Temperature (degrees Celsius) Well C-16**	**Temperature (degrees Celsius) Piezometer Shallow Groundwater Near Well C-16[1/]**
7/10/2017	17:00	10.52	17.99	7/10/2017	18:00	10.63	16.16
7/10/2017	18:00	10.51	18.27	7/10/2017	19:00	10.63	16.16
7/10/2017	19:00	10.52	17.87	7/10/2017	20:00	10.62	16.16
7/10/2017	20:00	10.52	17.79	7/10/2017	20:00	10.62	16.16
7/10/2017	20:00	10.52	17.70	7/10/2017	21:00	10.66	16.16
7/10/2017	21:00	10.52	17.68	7/10/2017	22:00	10.66	16.16
7/10/2017	22:00	10.52	17.82	7/10/2017	23:00	10.65	16.16
7/10/2017	23:00	10.52	17.84	7/11/2017	0:00	10.62	16.16
7/11/2017	0:00	10.53	17.87	7/11/2017	1:00	10.66	16.16
7/11/2017	1:00	10.53	17.61	7/11/2017	2:00	10.65	16.15
7/11/2017	2:00	10.53	17.42	7/11/2017	3:00	10.64	16.16
7/11/2017	3:00	10.53	16.93	7/11/2017	4:00	10.65	16.16
7/11/2017	4:00	10.53	16.76	7/11/2017	5:00	10.65	16.16
7/11/2017	5:00	10.53	16.76	7/11/2017	6:00	10.63	16.16
7/11/2017	6:00	10.53	16.99	7/11/2017	7:00	10.64	16.16
7/11/2017	7:00	10.53	17.41	7/11/2017	8:00	10.66	16.17
7/11/2017	8:00	10.53	17.71	7/11/2017	9:00	10.66	16.17
7/11/2017	9:00	10.53	18.05	7/11/2017	10:00	10.66	16.17
7/11/2017	10:00	10.53	18.14	7/11/2017	11:00	10.66	16.17
7/11/2017	11:00	10.54	18.48	7/11/2017	12:00	10.68	16.18
7/11/2017	12:00	10.54	18.50	7/11/2017	13:00	10.67	16.18
7/11/2017	13:00	10.54	19.12	7/11/2017	14:00	10.69	16.18
7/11/2017	14:00	10.54	18.74	7/11/2017	15:00	10.69	16.19
7/11/2017	15:00	10.53	18.34	7/11/2017	16:00	10.67	16.19
7/11/2017	16:00	10.54	18.34	7/11/2017	17:00	10.68	16.20
7/11/2017	17:00	10.54	18.62	7/11/2017	18:00	10.67	16.20
7/11/2017	18:00	10.54	18.46	7/11/2017	19:00	10.68	16.21

CLOVEWOOD PROPERTY
VILLAGE OF SOUTH BLOOMING GROVE
BLAGGS CLOVE, NEW YORK

Temperature Measurements from the Pumping Wells and Nearby Surface Water During Pumping Test Program Conducted on Wells C-6, 7B, 12, 14, 16, 21, and 23 During July 2017

Date	Time	Temperature (degrees Celsius) Well C-14	Temperature (degrees Celsius) Surface Water Near Well C-14	Date	Time	Temperature (degrees Celsius) Well C-16	Temperature (degrees Celsius) Piezometer Shallow Groundwater Near Well C-16[1/]
7/11/2017	19:00	10.54	17.96	7/11/2017	20:00	10.70	16.21
7/11/2017	20:00	10.54	17.78	7/11/2017	21:00	10.69	16.21
7/11/2017	21:00	10.54	17.50	7/11/2017	22:00	10.71	16.22
7/11/2017	22:00	10.54	17.28	7/11/2017	23:00	10.70	16.22
7/11/2017	23:00	10.54	17.21	7/12/2017	0:00	10.70	16.23
7/12/2017	0:00	10.55	17.06	7/12/2017	1:00	10.70	16.23
7/12/2017	1:00	10.54	17.01	7/12/2017	2:00	10.68	16.24
7/12/2017	2:00	10.54	17.03	7/12/2017	3:00	10.73	16.24
7/12/2017	3:00	10.54	17.34	7/12/2017	4:00	10.72	16.29
7/12/2017	4:00	10.55	17.05	7/12/2017	5:00	10.70	16.29
7/12/2017	5:00	10.55	16.91	7/12/2017	6:00	10.71	16.26
7/12/2017	6:00	10.55	17.38	7/12/2017	7:00	10.70	16.27
7/12/2017	7:00	10.55	17.74	7/12/2017	8:00	10.72	16.27
7/12/2017	8:00	10.55	18.42	7/12/2017	9:00	10.71	16.28
7/12/2017	9:00	10.55	18.79	7/12/2017	10:00	10.74	16.29
7/12/2017	10:00	10.56	18.97	7/12/2017	11:00	10.70	16.29
7/12/2017	11:00	10.56	19.66	7/12/2017	12:00	10.70	16.30
7/12/2017	12:00	10.55	19.79	7/12/2017	13:00	10.74	16.31
7/12/2017	13:00	10.56	20.36	7/12/2017	14:00	10.70	16.31
7/12/2017	14:00	10.56	21.68	7/12/2017	15:00	10.70	16.31
7/12/2017	15:00	10.56	21.89	7/12/2017	16:00	10.70	16.32
7/12/2017	16:00	10.56	21.71	7/12/2017	17:00	10.71	16.31
7/12/2017	17:00	10.56	20.18	7/12/2017	18:00	10.70	16.32
7/12/2017	18:00	10.56	19.54	7/12/2017	19:00	10.71	16.32
7/12/2017	19:00	10.56	18.73	7/12/2017	20:00	10.71	16.33
7/12/2017	20:00	10.56	18.48	7/12/2017	21:00	10.73	16.33
7/12/2017	21:00	10.56	18.31	7/12/2017	22:00	10.72	16.34
7/12/2017	22:00	10.56	18.15	7/12/2017	23:00	10.74	16.35
7/12/2017	23:00	10.56	18.42	7/13/2017	0:00	10.71	16.34
7/13/2017	0:00	10.56	18.28	7/13/2017	1:00	10.75	16.34
7/13/2017	1:00	10.56	18.44	7/13/2017	2:00	10.73	16.35
7/13/2017	2:00	10.56	18.60	7/13/2017	3:00	10.70	16.36
7/13/2017	3:00	10.56	18.61	7/13/2017	4:00	10.71	16.38
7/13/2017	4:00	10.56	18.97	7/13/2017	5:00	10.73	16.39
7/13/2017	5:00	10.58	19.18	7/13/2017	6:00	10.73	16.46
7/13/2017	6:00	10.55	19.41	7/13/2017	7:00	10.71	16.47
7/13/2017	7:00	10.55	19.54	7/13/2017	8:00	10.72	16.48
7/13/2017	8:00	10.55	20.08	7/13/2017	9:00	10.73	16.48
7/13/2017	9:00	10.55	20.68	7/13/2017	10:00	10.74	16.49
7/13/2017	10:00	10.56	20.67	7/13/2017	11:00	10.74	16.45
7/13/2017	11:00	10.56	20.43	7/13/2017	12:00	10.73	16.46
7/13/2017	12:00	10.56	20.34	7/13/2017	13:00	10.73	16.48
7/13/2017	13:00	10.56	19.77	7/13/2017	14:00	10.72	16.48
7/13/2017	14:00	10.56	19.33	7/13/2017	15:00	10.69	16.48
7/13/2017	15:00	10.56	19.47	7/13/2017	16:00	10.74	16.50
7/13/2017	16:00	10.56	19.46	7/13/2017	17:00	10.73	16.51
7/13/2017	17:00	10.56	19.47	7/13/2017	18:00	10.73	16.52
7/13/2017	18:00	10.56	19.43	7/13/2017	19:00	10.72	16.53
7/13/2017	19:00	10.56	19.24	7/13/2017	20:00	10.74	16.54
7/13/2017	20:00	10.56	19.11	7/13/2017	21:00	10.73	16.55
7/13/2017	21:00	10.58	19.08	7/13/2017	22:00	10.72	16.56
7/13/2017	22:00	10.55	19.08	7/13/2017	23:00	10.71	16.57
7/13/2017	23:00	10.56	18.97	7/14/2017	0:00	10.76	16.58

CLOVEWOOD PROPERTY
VILLAGE OF SOUTH BLOOMING GROVE
BLAGGS CLOVE, NEW YORK

Temperature Measurements from the Pumping Wells and Nearby Surface Water During Pumping Test Program Conducted on Wells C-6, 7B, 12, 14, 16, 21, and 23 During July 2017

Date	Time	Temperature (degrees Celsius) Well C-14	Temperature (degrees Celsius) Surface Water Near Well C-14	Date	Time	Temperature (degrees Celsius) Well C-16	Temperature (degrees Celsius) Piezometer Shallow Groundwater Near Well C-16[1/]
7/14/2017	0:00	10.56	18.89	7/14/2017	1:00	10.74	16.59
7/14/2017	1:00	10.56	18.88	7/14/2017	2:00	10.72	16.60
7/14/2017	2:00	10.56	18.52	7/14/2017	3:00	10.74	16.62
7/14/2017	3:00	10.56	18.25	7/14/2017	4:00	10.75	16.63
7/14/2017	4:00	10.57	18.02	7/14/2017	5:00	10.73	16.64
7/14/2017	5:00	10.56	17.82	7/14/2017	6:00	10.71	16.65
7/14/2017	6:00	10.56	17.67	7/14/2017	7:00	10.75	16.66
7/14/2017	7:00	10.56	17.95	7/14/2017	8:00	10.72	16.68
7/14/2017	8:00	10.56	18.28	7/14/2017	9:00	10.72	16.69
7/14/2017	9:00	10.56	18.22	7/14/2017	10:00	10.72	16.70
7/14/2017	10:00	10.56	18.27	7/14/2017	11:00	10.71	16.71
7/14/2017	11:00	10.57	18.32	7/14/2017	12:00	10.73	16.72
7/14/2017	12:00	10.57	18.29	7/14/2017	13:00	10.73	16.73
7/14/2017	13:00	10.57	18.33	7/14/2017	14:00	10.74	16.74
7/14/2017	14:00	10.57	18.30	7/14/2017	15:00	10.75	16.75
7/14/2017	15:00	10.57	18.26	7/14/2017	16:00	10.75	16.75
7/14/2017	16:00	10.57	18.27	7/14/2017	17:00	10.73	16.76
7/14/2017	17:00	10.57	18.24	7/14/2017	18:00	10.70	16.77
7/14/2017	18:00	10.57	18.17	7/14/2017	19:00	10.71	16.87
7/14/2017	19:00	10.57	18.10	7/14/2017	20:00	10.75	16.87
7/14/2017	20:00	10.57	18.01	7/14/2017	21:00	10.71	16.87
7/14/2017	21:00	10.57	17.96	7/14/2017	22:00	10.74	16.88
7/14/2017	22:00	10.57	17.92	7/14/2017	23:00	10.74	16.80
7/14/2017	23:00	10.57	17.87	7/15/2017	0:00	10.72	16.80
7/15/2017	0:00	10.57	17.85	7/15/2017	1:00	10.73	16.80
7/15/2017	1:00	10.55	17.82	7/15/2017	2:00	10.74	16.81
7/15/2017	2:00	10.57	17.76	7/15/2017	3:00	10.71	16.81
7/15/2017	3:00	10.56	17.73	7/15/2017	4:00	10.72	16.82
7/15/2017	4:00	10.57	17.69	7/15/2017	5:00	10.70	16.82
7/15/2017	5:00	10.57	17.69	7/15/2017	6:00	10.70	16.82
7/15/2017	6:00	10.57	17.69	7/15/2017	7:00	10.72	16.82
7/15/2017	7:00	10.57	17.73	7/15/2017	8:00	10.73	16.82
7/15/2017	8:00	10.57	17.97	7/15/2017	9:00	10.74	16.82
7/15/2017	9:00	10.57	18.17	7/15/2017	10:00	10.72	16.82
7/15/2017	10:00	10.57	18.37	7/15/2017	11:00	10.71	16.82
7/15/2017	11:00	10.57	18.48	7/15/2017	12:00	10.73	16.82
7/15/2017	12:00	10.57	18.64	7/15/2017	13:00	10.74	16.83
7/15/2017	13:00	10.57	18.59	7/15/2017	14:00	10.74	16.83
7/15/2017	14:00	10.57	18.75	7/15/2017	15:00	10.72	16.83
7/15/2017	15:00	10.57	19.40	7/15/2017	16:00	10.75	16.83
7/15/2017	16:00	10.57	19.02	7/15/2017	17:00	10.73	16.82
7/15/2017	17:00	10.57	18.70	7/15/2017	18:00	10.74	16.82
7/15/2017	18:00	10.57	18.28	7/15/2017	19:00	10.71	16.82
7/15/2017	19:00	10.57	17.91	7/15/2017	20:00	10.72	16.81
7/15/2017	20:00	10.57	17.63	7/15/2017	21:00	10.77	16.81
7/15/2017	21:00	10.57	17.43	7/15/2017	22:00	10.71	16.81
7/15/2017	22:00	10.58	17.32	7/15/2017	23:00	10.72	16.81
7/15/2017	23:00	10.57	17.24	7/16/2017	0:00	10.75	16.81
7/16/2017	0:00	10.57	17.99	--	--	--	--

CLOVEWOOD PROPERTY
VILLAGE OF SOUTH BLOOMING GROVE
BLAGGS CLOVE, NEW YORK

Temperature Measurements from the Pumping Wells and Nearby Surface Water During Pumping Test Program Conducted on Wells C-6, 7B, 12, 14, 16, 21, and 23 During July 2017

Date	Time	Temperature (degrees Celsius) Well C-21	Temperature (degrees Celsius) Surface Water Near Well C-21	Date	Time	Temperature (degrees Celsius) Well C-23	Temperature (degrees Celsius) Piezometer Shallow Groundwater Near Well C-23[1/]
7/25/2017	12:00	9.98	16.86	7/10/2017	13:00	9.80	16.28
7/25/2017	13:00	10.00	16.93	7/10/2017	14:00	9.99	16.28
7/25/2017	14:00	10.01	17.02	7/10/2017	15:00	10.00	16.24
7/25/2017	15:00	10.01	17.13	7/10/2017	16:00	9.97	16.25
7/25/2017	16:00	10.01	17.25	7/10/2017	17:00	10.00	16.27
7/25/2017	17:00	10.01	17.28	7/10/2017	18:00	9.97	16.26
7/25/2017	18:00	10.02	17.34	7/10/2017	19:00	10.00	16.24
7/25/2017	19:00	10.02	17.25	7/10/2017	20:00	9.99	16.26
7/25/2017	20:00	10.02	17.18	7/10/2017	20:00	9.99	16.26
7/25/2017	20:00	10.02	17.18	7/10/2017	21:00	10.03	16.25
7/25/2017	21:00	10.02	17.12	7/10/2017	22:00	10.02	16.27
7/25/2017	22:00	10.02	17.03	7/10/2017	23:00	10.01	16.27
7/25/2017	23:00	10.02	16.96	7/11/2017	0:00	10.02	16.30
7/26/2017	0:00	10.02	16.88	7/11/2017	1:00	10.00	16.26
7/26/2017	1:00	10.03	16.83	7/11/2017	2:00	9.98	16.30
7/26/2017	2:00	10.03	16.81	7/11/2017	3:00	10.02	16.32
7/26/2017	3:00	10.03	16.71	7/11/2017	4:00	10.00	16.30
7/26/2017	4:00	10.03	16.61	7/11/2017	5:00	10.02	16.34
7/26/2017	5:00	10.03	16.48	7/11/2017	6:00	9.99	16.34
7/26/2017	6:00	10.03	16.37	7/11/2017	7:00	10.00	16.33
7/26/2017	7:00	10.03	16.27	7/11/2017	8:00	9.99	16.37
7/26/2017	8:00	10.03	16.26	7/11/2017	9:00	10.00	16.35
7/26/2017	9:00	10.03	16.36	7/11/2017	10:00	10.00	16.36
7/26/2017	10:00	10.03	16.48	7/11/2017	11:00	10.00	16.38
7/26/2017	11:00	10.03	16.71	7/11/2017	12:00	10.02	16.39
7/26/2017	12:00	10.04	16.94	7/11/2017	13:00	9.99	16.38
7/26/2017	13:00	10.03	17.28	7/11/2017	14:00	10.04	16.38
7/26/2017	14:00	10.03	17.55	7/11/2017	15:00	10.01	16.40
7/26/2017	15:00	10.03	17.79	7/11/2017	16:00	10.01	16.40
7/26/2017	16:00	10.04	17.93	7/11/2017	17:00	10.00	16.42
7/26/2017	17:00	10.04	17.98	7/11/2017	18:00	10.05	16.42
7/26/2017	18:00	10.03	17.99	7/11/2017	19:00	10.02	16.45
7/26/2017	19:00	10.04	18.00	7/11/2017	20:00	10.03	16.44
7/26/2017	20:00	10.03	17.94	7/11/2017	21:00	10.03	16.47
7/26/2017	21:00	10.03	17.78	7/11/2017	22:00	10.02	16.44
7/26/2017	22:00	10.04	17.57	7/11/2017	23:00	10.00	16.48
7/26/2017	23:00	10.03	17.41	7/12/2017	0:00	10.02	16.45
7/27/2017	0:00	10.04	17.26	7/12/2017	1:00	10.01	16.50
7/27/2017	1:00	10.03	17.04	7/12/2017	2:00	10.01	16.51
7/27/2017	2:00	10.04	16.90	7/12/2017	3:00	10.05	16.53
7/27/2017	3:00	10.04	16.81	7/12/2017	4:00	10.02	16.52
7/27/2017	4:00	10.04	16.66	7/12/2017	5:00	10.07	16.54
7/27/2017	5:00	10.04	16.58	7/12/2017	6:00	10.00	16.52
7/27/2017	6:00	10.04	16.54	7/12/2017	7:00	10.02	16.54
7/27/2017	7:00	10.04	16.55	7/12/2017	8:00	10.02	16.54
7/27/2017	8:00	10.04	16.58	7/12/2017	9:00	10.01	16.58
7/27/2017	9:00	10.04	16.65	7/12/2017	10:00	10.03	16.58
7/27/2017	10:00	10.04	16.70	7/12/2017	11:00	10.02	16.58
7/27/2017	11:00	10.04	16.84	7/12/2017	12:00	10.03	16.59
7/27/2017	12:00	10.04	16.94	7/12/2017	13:00	10.01	16.56
7/27/2017	13:00	10.04	17.02	7/12/2017	14:00	10.00	16.57

CLOVEWOOD PROPERTY
VILLAGE OF SOUTH BLOOMING GROVE
BLAGGS CLOVE, NEW YORK

Temperature Measurements from the Pumping Wells and Nearby Surface Water During Pumping Test Program Conducted on Wells C-6, 7B, 12, 14, 16, 21, and 23 During July 2017

Date	Time	Temperature (degrees Celsius) Well C-21	Temperature (degrees Celsius) Surface Water Near Well C-21	Date	Time	Temperature (degrees Celsius) Well C-23	Temperature (degrees Celsius) Piezometer Shallow Groundwater Near Well C-23[1/]
7/27/2017	14:00	10.04	17.23	7/12/2017	15:00	10.01	16.59
7/27/2017	15:00	10.04	17.27	7/12/2017	16:00	10.00	16.61
7/27/2017	16:00	10.04	17.37	7/12/2017	17:00	10.02	16.64
7/27/2017	17:00	10.04	17.57	7/12/2017	18:00	10.01	16.64
7/27/2017	18:00	10.04	17.70	7/12/2017	19:00	10.01	16.66
7/27/2017	19:00	10.04	17.85	7/12/2017	20:00	10.00	16.65
7/27/2017	20:00	10.04	17.88	7/12/2017	21:00	10.05	16.68
7/27/2017	21:00	10.04	17.84	7/12/2017	22:00	10.04	16.66
7/27/2017	22:00	10.04	17.80	7/12/2017	23:00	10.01	16.69
7/27/2017	23:00	10.04	17.81	7/13/2017	0:00	10.02	16.70
7/28/2017	0:00	10.04	17.77	7/13/2017	1:00	10.02	16.69
7/28/2017	1:00	10.04	17.75	7/13/2017	2:00	10.00	16.72
7/28/2017	2:00	10.05	17.72	7/13/2017	3:00	10.01	16.71
7/28/2017	3:00	10.04	17.73	7/13/2017	4:00	10.00	16.75
7/28/2017	4:00	10.04	17.67	7/13/2017	5:00	10.04	16.77
7/28/2017	5:00	10.04	17.64	7/13/2017	6:00	10.02	16.78
7/28/2017	6:00	10.04	17.61	7/13/2017	7:00	10.02	16.77
7/28/2017	7:00	10.04	17.60	7/13/2017	8:00	10.00	16.79
7/28/2017	8:00	10.04	17.62	7/13/2017	9:00	10.00	16.78
7/28/2017	9:00	10.04	17.73	7/13/2017	10:00	10.04	16.83
7/28/2017	10:00	10.04	17.67	7/13/2017	11:00	10.02	16.81
7/28/2017	11:00	10.04	17.72	7/13/2017	12:00	10.00	16.80
7/28/2017	12:00	10.04	18.08	7/13/2017	13:00	10.02	16.85
--	--	--	--	7/13/2017	14:00	10.01	16.84
--	--	--	--	7/13/2017	15:00	10.01	16.85
--	--	--	--	7/13/2017	16:00	9.98	16.88
--	--	--	--	7/13/2017	17:00	10.03	16.86
--	--	--	--	7/13/2017	18:00	10.04	16.88
--	--	--	--	7/13/2017	19:00	10.02	16.91
--	--	--	--	7/13/2017	20:00	10.02	16.93
--	--	--	--	7/13/2017	21:00	10.02	16.95
--	--	--	--	7/13/2017	22:00	10.04	16.94
--	--	--	--	7/13/2017	23:00	10.04	16.98
--	--	--	--	7/14/2017	0:00	10.00	17.02
--	--	--	--	7/14/2017	1:00	10.01	17.04
--	--	--	--	7/14/2017	2:00	10.01	17.06
--	--	--	--	7/14/2017	3:00	10.02	17.08
--	--	--	--	7/14/2017	4:00	9.99	17.12
--	--	--	--	7/14/2017	5:00	10.09	17.09
--	--	--	--	7/14/2017	6:00	10.02	17.10
--	--	--	--	7/14/2017	7:00	10.01	17.11
--	--	--	--	7/14/2017	8:00	10.02	17.14
--	--	--	--	7/14/2017	9:00	10.03	17.16
--	--	--	--	7/14/2017	10:00	10.02	17.12
--	--	--	--	7/14/2017	11:00	10.06	17.17
--	--	--	--	7/14/2017	12:00	9.98	17.15
--	--	--	--	7/14/2017	13:00	10.02	17.13
--	--	--	--	7/14/2017	14:00	10.03	17.13
--	--	--	--	7/14/2017	15:00	10.01	17.10
--	--	--	--	7/14/2017	16:00	10.00	17.10
--	--	--	--	7/14/2017	17:00	10.02	17.12
--	--	--	--	7/14/2017	18:00	9.99	17.09

CLOVEWOOD PROPERTY
VILLAGE OF SOUTH BLOOMING GROVE
BLAGGS CLOVE, NEW YORK

Temperature Measurements from the Pumping Wells and Nearby Surface Water During Pumping Test Program Conducted on Wells C-6, 7B, 12, 14, 16, 21, and 23 During July 2017

Date	Time	Temperature (degrees Celsius) Well C-21	Temperature (degrees Celsius) Surface Water Near Well C-21	Date	Time	Temperature (degrees Celsius) Well C-23	Temperature (degrees Celsius) Piezometer Shallow Groundwater Near Well C-23[1/]
--	--	--	--	7/14/2017	19:00	10.04	17.05
--	--	--	--	7/14/2017	20:00	10.05	17.07
--	--	--	--	7/14/2017	21:00	10.05	17.07
--	--	--	--	7/14/2017	22:00	10.00	17.03
--	--	--	--	7/14/2017	23:00	10.00	17.02
--	--	--	--	7/15/2017	0:00	10.02	17.01
--	--	--	--	7/15/2017	1:00	10.03	17.00
--	--	--	--	7/15/2017	2:00	10.00	16.98
--	--	--	--	7/15/2017	3:00	10.04	16.99
--	--	--	--	7/15/2017	4:00	10.04	16.95
--	--	--	--	7/15/2017	5:00	10.01	16.95
--	--	--	--	7/15/2017	6:00	10.00	16.94
--	--	--	--	7/15/2017	7:00	10.00	16.91
--	--	--	--	7/15/2017	8:00	10.02	16.94
--	--	--	--	7/15/2017	9:00	10.04	16.91
--	--	--	--	7/15/2017	10:00	10.04	16.89
--	--	--	--	7/15/2017	11:00	10.07	16.89
--	--	--	--	7/15/2017	12:00	10.05	16.90
--	--	--	--	7/15/2017	13:00	10.00	16.85
--	--	--	--	7/15/2017	14:00	10.01	16.83
--	--	--	--	7/15/2017	15:00	10.02	16.84
--	--	--	--	7/15/2017	16:00	10.00	16.81
--	--	--	--	7/15/2017	17:00	10.07	16.82
--	--	--	--	7/15/2017	18:00	10.05	16.82
--	--	--	--	7/15/2017	19:00	10.08	16.81
--	--	--	--	7/15/2017	20:00	10.01	16.80
--	--	--	--	7/15/2017	21:00	10.03	16.83
--	--	--	--	7/15/2017	22:00	10.01	16.85
--	--	--	--	7/15/2017	23:00	9.99	16.82
--	--	--	--	7/16/2017	0:00	10.01	16.88

1/ Temperature measurements from transducer installed in the nearby shallow-screened piezometer were used for comparison.

K:\Jobs\Lake Anne\Clovewood\2017\Report\Temperature Table.doc